

HOOKER®  
— FURNITURE —

HOME OFFICE



# contents

- 2 Small Office Collections
- 28 Writing Desks
- 42 Knee-hole Desks
- 46 Standing Desks
- 48 Modular & Multi-purpose
- 64 72" Executive
- 84 66" Executive
- 92 Bookcases
- 108 Desk Chairs
- 126 Features & Quality
- 128 Index

28



48



102



11





108

# the Home Office

Work smarter, live better with functional, stylish and comfortable home office furniture from Hooker Furniture.

Whatever your style, wherever you work – whether from an office or from your spare bedroom at home – you'll find office solutions here that will make your work more efficient so you'll have more time to spend with the people you care about, doing things you enjoy.

Since your work environment directly impacts the quality of your work, surrounding yourself with beautiful and inspiring furnishings that help you be organized and productive is one of the best investments you can make, and one that you will appreciate every day.

From our power ports to our charging stations to our task lighting, wire management and organizing drawers, our home office furniture is designed to make your work easier and smoother. From a simple writing desk to a modular office workstation or executive desk that embraces all the latest technology, our home office selection has the ideal choice for you.



30



3

## SMALL OFFICE COLLECTIONS

There's just something about a favorite desk that brings out the genius in you. Pick your favorite from our selection of decorative writing desks, and soon you'll find that you do your best thinking with your elbows propped up there and your fingers on the keyboards.



A



B



- A. **5751-10459-99 Beaumont Lift-Lid Writing Desk**  
Poplar and Hardwood Solids with Elm Veneers, Leather and Metal  
French Press finish  
Six-inch leg extensions adjusts height from 30-inch desk height to 36-inch counter height, lift lid with two leather pockets for document storage, levelers  
72W x 32D x 30 - 36H (183 x 81 x 76 - 91 cm)



- B. **5751-10416-99 Beaumont Mobile File**  
Poplar and Hardwood Solids with Elm Veneers  
French Press finish  
Two drawers with full extension metal ball bearing drawer guides include the top utility drawer and bottom file drawer with pendaflex filing system, casters, finished back panel allows piece to float in a room  
18W x 22D x 24H (46 x 56 x 61 cm)



*Please visit our website,  
[hookerfurniture.com](http://hookerfurniture.com) to see  
matching pieces and our full  
line of home office products.*



*Please visit our  
website,  
[hookerfurniture.com](http://hookerfurniture.com)  
to see matching  
pieces and our full  
line of home office  
products.*

## SMALL OFFICE COLLECTIONS

- A. **5681-10458-MWD Writing Desk**  
Mango Wood and Iron  
Three drawers, center drawer has drop front,  
two utility drawers with one removable pencil  
tray and writing insert for use in either drawer,  
both drawers have three removable dividers  
60W x 30D x 30H (152 x 76 x 76 cm)
- B. **5681-10466-MWD Lateral File**  
Mango Wood and Iron  
Two drawers, both drawers lock and will  
accommodate letter/legal file folders  
32W x 21D x 30H (81 x 53 x 76 cm)
- C. **5681-10445-MWD Bookcase**  
Mango Wood and Iron  
One drawer, four fixed shelves  
30W x 16D x 80H (76 x 41 x 203 cm)





- A. **1618-10459-DKW Roslyn County Trestle Desk**  
 Poplar and Hardwood Solids with Black Walnut, Maple and White Oak Veneers and Aluminum Sheet  
 Drop front drawer for keyboard use, finished on all sides  
 Keyboard space: 29 1/4W x 16D x 3 1/4H (74 x 41 x 8 cm)  
 Knee-hole space: 32 3/4W x 16 3/4D x 24H (83 x 43 x 61 cm)  
 74 1/4W x 32 1/4D x 30 1/4H (189 x 82 x 77 cm)
- B. **1618-10466-DKW Roslyn County Lateral File**  
 Poplar and Hardwood Solids with Black Walnut, Cedar, Maple and White Oak Veneers  
 Two utility drawers, one locking file drawer with Pendaflex letter/legal file system  
 34W x 23 1/2D x 30 1/4H (86 x 60 x 77 cm)
- C. **1618-10445-DKW Roslyn County Etagere**  
 Poplar and Hardwood Solids with Black Walnut Veneer and Metal  
 Three fixed wood shelves, finished on all sides  
 34 1/2W x 16 1/2D x 80 1/4H (88 x 42 x 204 cm)
- D. **1618-30220-DKW Roslyn County Deconstructed Tilt Swivel Chair**  
 Rubberwood and Hardwood Solids with Nailheads and Fabric  
 Fabric: Abbey  
 27W x 31 1/2D x 42H (69 x 80 x 107 cm)





C



A

The American Life Roslyn County collection also offers matching bedroom, dining room and living room items.

*Please visit our website, [hookerfurniture.com](http://hookerfurniture.com) to see matching pieces and our full line of home office products.*



B



D




C



## SMALL OFFICE COLLECTIONS

- A. **1609-10458-MWD Storia Writing Desk**  
 Rubberwood and Hardwood Solids with Oak Veneer and Stainless Steel  
 One utility drawer with removable writing slide, utility tray and two drawer dividers, one locking file drawer with Pendaflex letter/legal filing system, one pull out keyboard tray with pencil cut out, three fixed shelves  
 Keyboard space: 39 7/8W x 17 1/2D x 1 1/4H (101 x 44 x 3 cm)  
 Knee space: 30W x 24H (76 x 61 cm)  
 60W x 25D x 30H (152 x 64 x 76 cm)
- B. **1609-10445-MWD Storia Bookcase**  
 Rubberwood and Hardwood Solids with Oak Veneer and Stainless Steel  
 One door with one adjustable shelf behind, six fixed shelves  
 48W x 15D x 88H (122 x 38 x 224 cm)
- C. **1609-10416-MWD Storia Lateral File**  
 Rubberwood and Hardwood Solids with Oak Veneer and Stainless Steel  
 Two drawers includes one locking file drawer with Pendaflex letter/legal file system, storage shelf above top drawer  
 28W x 21 1/4D x 30 1/4H (71 x 54 x 77 cm)



The Storia collection also offers matching living room items.

*Please visit our website, [hookerfurniture.com](http://hookerfurniture.com) to see matching pieces and our full line of home office products.*



## SMALL OFFICE COLLECTIONS

- A. **1641-10458-LTWD Rustic Glam Leg Desk**  
 Rubberwood Solids with Quartered White Oak Veneers and Glass  
 Three drawers, center drawer has a drop front for keyboard use, two utility drawers with two dividers in each, one pencil tray and mouse pad to be used in either utility drawer  
 Keyboard space: 22W x 16 9/16D x 3 3/16H (56 x 42 x 8 cm)  
 Knee-hole space: 48W x 24H (122 x 61 cm)  
 54W x 28 1/2D x 30 3/4H (137 x 72 x 78 cm)
- B. **1641-10459-LTWD Rustic Glam Trestle Desk**  
 Rubberwood Solids with Quartered White Oak Veneers and Glass  
 Three drawers, center drawer has a drop front for keyboard use, two utility drawers with three dividers in each, one pencil tray and mouse pad to be used in either utility drawer  
 Keyboard space: 24 5/8W x 16 5/8D x 2 5/8H (63 x 42 x 7 cm)  
 Knee-hole space: 54 1/2W x 12 3/8D x 24 3/8H (138 x 31 x 62 cm)  
 64W x 30D x 30 3/4H (163 x 76 x 78 cm)
- C. **1641-10464-LTWD Rustic Glam Credenza**  
 Rubberwood Solids with Quartered White Oak Veneers and Glass  
 Four wood framed doors with fretwork, one tray drawer and one locking file drawer with Pendaflex letter/legal filing system behind RSF pair of doors, one adjustable wood shelf behind LSF pair of doors  
 52W x 22 3/4D x 30 3/4H (132 x 58 x 78 cm)
- D. **1641-10445-LTWD Rustic Glam Bookcase**  
 Rubberwood Solids with Quartered White Oak Veneers and Glass  
 Three wood framed adjustable glass shelves, one adjustable wood shelf, one intensity touch light  
 40W x 16 3/4D x 78 1/4H (102 x 43 x 199 cm)





## SMALL OFFICE COLLECTIONS

- A. **5622-10460-WH Writing Desk**  
Poplar and Hardwood Solids with Polished Stainless Steel  
Center drawer has drop-front for keyboard use, two outside utility drawers with three removable dividers, one pencil tray and one mouse pad to be used in either drawer, finished on all sides  
Keyboard space: 22 1/4W x 17 3/4D x 2 3/4H (57 x 45 x 7 cm)  
Kneehole space: 35 1/4 x 24 1/2H (90 x 62 cm)  
60W x 30D x 30H (152 x 76 x 76 cm)
- B. **5622-10445-WH Bookcase**  
Poplar and Hardwood Solids with Faux Shagreen and Polished Stainless Steel  
One drawer with faux shagreen front, four adjustable shelves  
32W x 16 1/2D x 78 1/4H (81 x 42 x 199 cm)
- C. **5622-10466-WH Lateral File**  
Poplar and Hardwood Solids with Faux Shagreen and Polished Stainless Steel  
Two locking drawers with Pendaflex letter/legal filing system  
32W x 21 3/4D x 30 1/4H (81 x 55 x 77 cm)
- D. **EC560-CH-040 Juliet Home Office Chair**  
Please see page 121 for details



*Please visit our website,  
hookerfurniture.com to see  
matching pieces and our full  
line of home office products.*





## SMALL OFFICE COLLECTIONS

- A. **5621-10460-MWD Rustique Writing Desk**  
Mango Solids with Iron  
Kneehole space: 56W x 27 1/2H (142 x 70 cm)  
60W x 26D x 30H (152 x 66 x 76 cm)
- B. **5621-10445-MWD Rustique Bookcase**  
Mango Solids with Iron  
Five fixed shelves  
30W x 16D x 80H (76 x 41 x 203 cm)
- C. **5621-10466-MWD Rustique Lateral File**  
Mango and Hardwood Solids with Iron  
Two locking file drawers with Pendaflex letter/  
legal filing system  
32W x 21D x 30H (81 x 53 x 76 cm)
- D. **5621-10412-MWD Rustique Mobile File**  
Mango and Hardwood Solids with Iron  
Two drawers, top utility drawer with two  
removable partitions, bottom drawer is a  
locking file drawer with pendaflex letter/legal  
filing system, finished on all sides  
18W x 20D x 26 1/2H (46 x 51 x 67 cm)



*Please visit our website,  
[hookerfurniture.com](http://hookerfurniture.com) to see  
matching pieces and our full  
line of home office products.*



## SMALL OFFICE COLLECTIONS

**A. 1610-10459-MULTI Arabella Leg Desk**  
 Poplar and Hardwood Solids with Oak Veneers and Aluminum  
 Three drawers, center drawer with drop front for keyboard use with cut out for wire management, two utility drawers with one pencil tray and one drop in writing slide for use in either drawer, two removable dividers in each utility drawer  
 Keyboard drawer:  
 23W x 14 1/2 - 17 1/4D x 2 1/2H  
 (58 x 37-44 x 6 cm)  
 Knee hole space: 58 1/4W x 24 1/4H  
 (148 x 62 cm)  
 66W x 28D x 31H (168 x 71 x 79 cm)

**B. 1610-10458-EGLO Arabella Mirrored Writing Desk**  
 Poplar and Hardwood Solids and Eglomise  
 Center drawer with drop front for keyboard use with cut out for wire management  
 Keyboard drawer:  
 16W x 16 1/2 - 19 1/2D x 2 1/2H  
 (42 x 42 - 50 x 6 cm)  
 Knee space: 43 1/4W x 22 1/2H  
 (41 x 57 cm)  
 50W x 26 1/4D x 30 1/2H  
 (127 x 67 x 77 cm)

**C. 1610-35002-GRY Uph Side Chair**  
 Rubberwood and Hardwood Solids with Fabric: Pebble  
 21 1/4W x 24 3/4D x 40 1/2H  
 (54 x 63 x 103 cm)

**D. 1610-35001-GRY Uph Host Chair**  
 Rubberwood and Hardwood Solids with Fabric: Deep Fog  
 24 1/2W x 28 1/2D x 45 1/2H  
 (62 x 72 x 116 cm)

**E. 1610-10445-MTL Arabella Bunching Etagerie**  
 Poplar and Hardwood Solids with Maple Veneers and Aluminum  
 Three adjustable metal wrapped shelves, one metal wrapped fixed shelf, fixed shelf is the third from the top  
 38 3/4W x 15 3/4D x 80 1/4H  
 (98 x 40 x 204 cm)

**F. 1610-10466-GRY Arabella Lateral File**  
 Poplar and Hardwood Solids with Oak, Ash and Ebony Veneers  
 One locking file drawer with Pendaflex letter/legal filing system, two utility drawers  
 37 1/2W x 22D x 32 1/4H (95 x 56 x 82 cm)

**G. 1610-10412-EGLO Arabella Mirrored Lateral File**  
 Poplar and Hardwood Solids with Eglomise  
 One locking file drawer with Pendaflex letter/legal filing system, two utility drawers  
 22 1/2W x 21 1/4D x 30H (57 x 54 x 76 cm)



A



E



B



F



C



D



G





## SMALL OFFICE COLLECTIONS

A. **5960-10458-MULTI Hill Country Lytle Writing Desk**  
 Poplar and Hardwood Solids with White Oak Veneers  
 Knee-hole space:  
 39 5/8W x 10 1/8D x 28 1/8H  
 (101 x 26 x 72 cm)  
 60W x 30D x 30H (152 x 76 x 76 cm)

B. **5960-10446-MULTI Hill Country Pleasanton Bunching Bookcase**  
 Poplar and Hardwood Solids with White Oak Veneers, Resin and Glass  
 Two Doors with one adjustable shelf behind, three wood framed glass shelves with plate grooves, one light controlled by three-intensity touch switch  
 40W x 16D x 90H (102 x 41 x 229 cm)

C. **5960-75400-BLK Hill Country Comfort Upholstered Arm Chair**  
 Rubberwood and Hardwood Solids, Fabric and Leather  
 The back of the chair is cracked veneer  
 Fabric: Blackwood Desert  
 Leather: Huntington Collis  
 24W x 25 1/2D x 43 3/4H  
 (61 x 65 x 111 cm)

D. **5960-10466-MULTI Hill Country Leming Lateral File**  
 Poplar and Hardwood Solids with White Oak and Walnut Veneers and Resin  
 Two locking file drawers with Pendaflex letter/legal filing system  
 38W x 22D x 31 1/2H (97 x 56 x 80 cm)



A



B



C



D

*Please visit our website,  
[hookerfurniture.com](http://hookerfurniture.com) to see  
 matching pieces and our full  
 line of home office products.*



A

B

5447-75400 Archivist Upholstered Arm Chair  
visit [hookerfurniture.com](http://hookerfurniture.com) for details

## SMALL OFFICE COLLECTIONS

A. **5447-10458 Archivist Writing Desk**

Rubberwood Solids with Pecky Pecan Veneers

Bonded leather insert on top, LSF file drawer with Pendaflex letter/legal filing, center drawer with drop front for keyboard, top RSF utility drawer with writing slide, pencil tray and removable dividers, RSF bottom drawer with false bottom for hidden storage, wire management.

60 1/2W x 28 3/4D x 31 1/2H  
(154 x 73 x 80 cm)

B. **5447-10446 Archivist Bookcase**

Rubberwood Solids with Pecky Pecan Veneers

One adjustable wood framed glass shelf, two adjustable wood shelves, one adjustable wood shelf behind a pair of doors, one light controlled by three-intensity touch switch.

42W x 18D x 85 1/2H (107 x 46 x 217 cm)



A



B

See page 86 for matching  
executive office



A

B

C



## SMALL OFFICE COLLECTIONS

### A. 5198-10458 Writing Desk

Hardwood Solids

Center drawer with drop front for keyboard use; two utility drawers with one removable writing insert and pencil tray (with felt bottom) for use in either drawer; two removable dividers in each drawer

Keyboard space:

20 3/4W x 16 1/2 - 19 1/4D x 1 1/2H  
(53 x 42 - 49 x 4 cm)

Knee space: 49W x 23 3/4H (124 x 61 cm)

54W x 28D x 30H (137 x 71 x 76 cm)



### B. 5198-10466 Lateral File

Hardwood Solids

Two locking file drawers with Pendaflex letter/legal filing system

32W x 22D x 31 1/4H (81 x 56 x 79 cm)



### C. 5198-30310 Desk Chair

Hardwood Solids and Fabric

21W x 25 3/4D x 40H (53 x 65 x 102 cm)



*Please visit our website,  
[hookerfurniture.com](http://hookerfurniture.com) to see  
matching pieces and our full  
line of home office products.*



## SMALL OFFICE COLLECTIONS

### A. 434-10-158 Ball & Claw Desk

Hardwood Solids with Cherry Veneers; Molded Component Parts; High Quality Bonded Leather; Rich Dark Finish  
 Center drawer with drop-front for use with keyboard; one file drawer that takes letter or legal files; two utility drawers with mousepad drop-in; faux leather inserts on top.  
 Keyboard space: 24W x 21D x 2 1/2H (61 x 53 x 6 cm)  
 Knee space: 25W x 27 1/2D x 24H (64 x 70 x 61 cm)  
 61W x 31D x 30 1/4H (155 x 79 x 77 cm)



A

### B. 434-10-466 Lateral File

Hardwood Solids with Cherry Veneers; Molded Component Parts; Faux Leather; Rich Dark Finish  
 Two locking file drawers that take letter or legal files; anti-tilt mechanism, levelers.  
 38W x 20D x 31 1/4H (97 x 51 x 79 cm)



B

### C. 5281-10458 Mirrored Writing Desk

Poplar and Hardwood Solids with Maple Veneer, Antique Mirror and Resin  
 One center drawer with drop front for keyboard use, two utility drawers with two removable dividers in each drawer, one removable writing slide and one storage tray for use in either drawer  
 Keyboard space: 25 1/2W x 18 - 21D x 2H (65 x 46 - 53 x 5 cm)  
 Knee space: 36 1/4W x 13D x 24H (92 x 33 x 61 cm)  
 54W x 30D x 30H (137 x 76 x 76 cm)



C

### D. 5281-10466 Mirrored Lateral File

Poplar and Hardwood Solids with Maple Veneer, Antique Mirror and Resin  
 One utility drawer with four removable dividers that provide six storage compartments, two locking file drawers with Pendaflex letter/legal filing system, the bottom drawer will accommodate two rows of legal files  
 40W x 22D x 37 1/4H (102 x 56 x 95 cm)



D



D

C

## SMALL OFFICE COLLECTIONS

- A. **638-50003 Mélange Bennett X-Base Writing Desk**  
 Hardwood Solids & Pine Veneers, High Quality Bonded Leather  
 Three drawers; center drawer has drop-front; two outside drawers each have a pull out writing slide  
 Keyboard space: 23W x 18 - 20 1/2D x 2H (58 x 46 - 57 x 5 cm)  
 Kneehole space: 54 1/4W x 11D x 26H (138 x 28 x 66 cm)  
 60W x 30D x 31H (152 x 76 x 79 cm)
- B. **638-50133 Mélange Bennett X-Base Lateral File**  
 Hardwood Solids and Pine Veneers  
 One locking file drawer with Pendaflex letter/legal filing system  
 35 1/4W x 21D x 31 1/2H (90 x 53 x 80 cm)
- C. **638-10019-GRY Mélange Dixon Writing Desk**  
 Poplar and Hardwood Solids with Oak Veneer and Faux Leather  
 Two utility drawers with a removable writing insert that can be used in either drawer, one center drawer with drop front for keyboard use  
 Keyboard space: 23W x 18 3/16D x 2 1/4H (58 x 46 x 6 cm)  
 Knee space: 53 3/4W x 25 3/8H (137 x 64 cm)  
 60W x 30D x 31H (152 x 76 x 79 cm)
- D. **638-10024-GRY Mélange Dixon Lateral File**  
 Poplar and Hardwood Solids with Oak Veneer  
 One locking file drawer with Pendaflex letter/legal filing system  
 35 1/4W x 21D x 31H (90 x 53 x 79 cm)



*Please visit our website,  
[hookerfurniture.com](http://hookerfurniture.com) to see  
 matching pieces and our full  
 line of home office products.*

## WRITING DESKS

There's just something about a favorite desk that brings out the genius in you. Pick your favorite from our selection of decorative writing desks, and soon you'll find that you do your best thinking with your elbows propped up there and your fingers on the keyboards.

NEW

A



6025-75313-90 La Riva Upholstered Seat Side Chair  
*visit [hookerfurniture.com](http://hookerfurniture.com) for details*

## WRITING DESKS

- A. **6025-10458-02 Al Fresco Arturo Writing Desk**  
Poplar and Hardwood Solids with Oak Veneers with Solid-Wood Edge Top; Limestone finish  
One keyboard drawer with drop-front, one locking drawer on each side, self-closing, undermounted drawer guides  
64W x 28D x 30H (163 x 71 x 76 cm)
- B. **5869-10458-95 Manuscript 60in Writing Desk**  
Rubberwood and Hardwood Solids with Oak Veneers  
One drop-front keyboard drawer  
60W x 30D x 31H (152 x 76 x 79 cm)
- C. **6202-10458-DKW Miramar Aventura Andrea Writing Desk**  
Oak Solids with Rusty Oak Veneers  
Kneehole opening: 42W x 27 3/4H (107 x 70 cm)  
60W x 30D x 30 1/4H (152 x 76 x 77 cm)
- D. **5751-10458-95 Beaumont Writing Desk**  
Poplar and Hardwood Solids with Elm Veneer and Resin  
Finish: Sheaf  
60W x 30D x 30H (152 x 76 x 76 cm)

B

NEW



C



D



NEW



## WRITING DESKS

**A. 6005-10458-85 Vera Cruz Writing Desk**

Rubberwood and Hardwood Solids with Walnut and Oak Veneers  
Rosecliff finish; Three drawers with metal side-mounted guides, removable inserts in left and right drawers, removable writing slide and pencil tray that can be used in either side drawer, center drawer has drop-front  
58W x 30D x 31H (147 x 76 x 79 cm)

**B. 6101-10458-02 Montebello Writing Desk**

Alder and Poplar Solid Wood  
Danish White and Carob Brown finishes  
Three drawers with self-closing undermounted drawer guides, center drawer has drop-front for keyboard  
56W x 28D x 31H (142 x 71 x 79 cm)

**C. 6102-10458-80 Montebello Writing Desk**

Alder Solid Wood  
Carob Brown finish  
Three drawers with self-closing undermounted drawer guides, center drawer has drop-front for keyboard  
56W x 28D x 31H (142 x 71 x 79 cm)

**D. 5805-10458-85 Ciao Bella Writing Desk**

Poplar and Hardwood Solids with Pine Veneer and Metal  
60W x 30D x 30H (152 x 76 x 76 cm)



B



NEW

C



NEW

D



A



B



See page 93 for matching bookcase  
See page 64 for matching executive office

## WRITING DESKS

- A. **5940-10458-80 Novella Granada Writing Desk**  
Rubberwood and Hardwood Solids with Bleached Quartered Figured Black Walnut Veneer, Stainless Steel and Faux Leather Sunsplash finish  
Faux leather inlay that wraps around the center area of the desk top, metal stainless steel base, levelers  
60W x 30D x 30 1/4H (152 x 76 x 77 cm)
- B. **6960-10458-80 La Grange Alexander Writing Desk**  
Rubberwood and Hardwood Solids with Oak Veneer and Metal Wash Off finish  
60W x 30D x 30H (152 x 76 x 76 cm)
- C. **638-50034-00 Mélange Greta Writing Desk**  
Sunburst Gypsum and Metal  
Champagne Metal Base  
56W x 26D x 30H (142 x 66 x 76 cm)
- D. **5795-10458-91 Reverie Writing Desk**  
Oak Solids with Oak Veneers, Resin and Metal  
Three drawers, left and right drawers include one pencil tray, one writing slide that can be used on either side, magnets are used on writing slide and drawer fronts, middle drawer has drop front, metal base  
62W x 26 1/4D x 30 1/4H (158 x 67 x 77 cm)
- E. **1600-10459-MWD Curata Leg Desk**  
Rubberwood Solids and White Oak Veneers with Metal  
Three drawers, center drawer has drop front for keyboard use, two utility drawers, one pencil tray and writing slide that can be used in either utility drawer, each utility drawer contains two removable dividers, metal legs, finished on all sides  
Keyboard space: 32 7/8W x 15 5/8 - 18 3/4D x 2 3/8H (84 x 40 - 48 x 6 cm)  
Knee space: 50W x 24 1/2H (127 x 62 cm)  
68W x 28D x 30 1/4H (173 x 71 x 77 cm)





A

**5820-75500-84 Woodlands Host Chair**  
 visit [hookerfurniture.com](http://hookerfurniture.com) for details

See page 98 for matching bookcase

## WRITING DESKS

**A. 5820-10458-84 Woodlands Writing Desk**

Poplar and Hardwood Solids with Quartered Oak Veneer and Flat Cut Primavera

Three drawers, levelers

Keyboard space: 22W x 16 1/2D x 2H (56 x 42 x 5 cm)

Knee space: 51 1/2W x 25H (131 x 64 cm)

66 1/2W x 27D x 31H (168 x 69 x 79 cm)

**B. 5070-10459 Rhapsody Writing Desk ©**

Hardwood Solids, Pecan, Hickory, Ash, Black Walnut & Maple Veneers, Resin

Center drawer with drop front for keyboard use; two drawers with one removable writing insert and pencil tray for use in either drawer and three slots with two removable dividers in each drawer

Keyboard space: 29 5/8W x 18 1/2D x 1 7/8H (75 x 47 x 5 cm)

Knee space: 43W x 25 1/8H (109 x 64 cm)

66W x 34D x 31H (168 x 86 x 79 cm)

**C. 374-10-459 European Renaissance II Writing Desk**

Hardwood Solids, Myrtle Burl, Clear Maple, Walnut & Cherry Veneers

Three drawers on metal ball bearing slides which includes two utility drawers with pencil tray and one center drawer with drop-front for use with keyboards; assembly required. Levelers

Kneehole space: 51 3/8W x 33D x 24H (130 x 84 x 61 cm)

Keyboard space: 24 3/4W x 19 9/16D x 2 1/2H (63 x 50 x 6 cm)

66W x 37D x 30 1/2H (168 x 94 x 77 cm)

**D. 5323-10459 Tynecastle Writing Desk**

Poplar Solids and Figured Alder Veneers

Center drawer with drop front for keyboard use, two utility drawers with three slots and two removable dividers in each drawer and one writing slide and one pencil tray for use in either drawer

Keyboard space: 24W x 16 - 19D x 2 1/2H (61 x 41 - 48 x 6 cm)

Knee space: 24 1/4H (62 cm)

64W x 34D x 30 1/2H (163 x 86 x 77 cm)



B

*See page 98 for matching bookcase  
See page 80 for matching executive office*



C

*See page 82 for matching executive office    See page 107 for matching bookcase  
See page 62 for matching modular office    See page 124 for matching chair*



D

*See page 78 for matching executive office  
See page 100 for matching bookcase  
See page 125 for matching chair*



A



B

*Please visit our website,  
[hookerfurniture.com](http://hookerfurniture.com) to  
see matching pieces, more  
details and our full line of  
home office products.*

C



D



See page 76 for matching executive office

## WRITING DESKS

### A. 5085-10458 Leg Desk

Hardwood Solids, Cherry Veneer

Center drawer with drop front for keyboard use; two drawers with one removable writing insert for use in either drawer

Keyboard space: 22W x 18 1/8D x 2 9/16H (56 x 46 x 7 cm)

Knee space: 52 7/8W x 24 1/8H (134 x 61 cm)

60W x 30D x 30H (152 x 76 x 76 cm)

### B. 5085-10442 Leg Desk

Hardwood Solids, Cherry Veneer

Center drawer with drop front for keyboard use; two utility drawers with one removable writing insert for use in either drawer

Keyboard space: 18 1/4W x 15 1/2D x 2 1/2H (46 x 39 x 6 cm)

Knee space: 24H (61 cm)

42W x 24D x 30H (107 x 61 x 76 cm)

### C. 5699-10459-85 Astley Chevron Writing Desk

White Oak Solids with White Oak Veneer

Three drawer, center drawer has drop front for keyboard use, left and right utility drawers has one removable writing slide and pencil tray for use in either drawer, each drawer has two removable dividers, top center section has leather writing surface and herringbone pattern veneer

68W x 26D x 30H (173 x 66 x 76 cm)

### D. 5374-10459 Treviso Writing Desk

Spruce Solids with Rustic Pine Veneers, Wrought Iron and High Quality Bonded Leather

Center bonded leather writing surface, center drawer with drop front for keyboard use, two utility drawers

Keyboard Drawer: 28 3/16W x 20 7/8D x 2 1/8H (72 x 53 x 5 cm)

Knee Space: 34 1/4W x 15 1/2D x 25H (87 x 39 x 64 cm)

66W x 32D x 31H (168 x 81 x 79 cm)



A

## WRITING DESKS

**A. 638-10006 Mélange Fluted Kidney Desk**  
 Poplar Solids  
 Center drawer with drop-front for keyboard use; one locking file drawer with Pendaflex letter/legal filing system and wallpaper interior; two drawers w/wallpapered interior  
 Keyboard space:  
 21 3/8W x 16 1/4D x 1 7/8H (54 x 41 x 5 cm)  
 Knee space:  
 24 3/8W x 16 1/8D x 24 3/4H (62 x 41 x 63 cm)  
 60W x 30D x 30H (152 x 76 x 76 cm)

**B. 638-50053 Mélange Palladium Writing Desk**  
 Rubberwood, Oak veneers  
 One drop-front drawer  
 Keyboard space:  
 20W x 15 9/16D x 2 3/8H (51 x 40 x 6 cm)  
 Knee Space:  
 34 3/4W x 35 3/4D x 25 3/4H (88 x 91 x 65 cm)  
 42W x 24D x 30H (107 x 61 x 76 cm)

**C. 1600-10458-DKW Curata Writing Desk**  
 Rubberwood Solids and White Oak Veneers, Metal and Glass  
 Three drawers, center drawer has drop front for keyboard use, two utility drawers, one pencil tray and writing slide that can be used in either utility drawer, each utility drawer contains two removable dividers, glass top inset  
 Keyboard space:  
 24 3/4W x 15 1/2 - 19 1/2D x 2 7/8H (63 x 39 - 50 x 7 cm)  
 Knee space: 62 1/8W x 28 1/8D x 24H (158 x 71 x 61 cm)  
 66W x 28 1/4D x 30 3/4H (168 x 72 x 78 cm)

**D. 5183-10458 Palisade Writing Desk**  
 Hardwood Solids and Walnut Veneers with Metal  
 Center drawer with drop front for keyboard use; two utility drawers with one removable writing insert and pencil tray for use in either drawer, three slots with two removable dividers in each drawer  
 Keyboard space:  
 25 1/4W x 20 - 23 1/4D x 2 3/4H (64 x 51 - 59 x 3 cm)  
 Knee space: 45 1/4W x 24H (115 x 61 cm)  
 60W x 30D x 30H (152 x 76 x 76 cm)

**E. 5700-10458 Vintage West Accent Desk**  
 Poplar and Hardwood Solids with Aluminum and Decorative Nails  
 Knee space: 25W x 28H (64 x 71 cm)  
 60W x 32D x 30H (152 x 81 x 76 cm)



B

*Please visit our website,  
[hookerfurniture.com](http://hookerfurniture.com) to see  
 matching pieces and our full  
 line of home office products.*



C



See pages 46 & 55 for matching desks  
See page 94 for matching bookcase

D



See page 102 for matching bookcase

E



See page 74 for matching executive office



A

See pages 19 & 68 for matching desks

**5960-75500-BLK Castered Game Chair**  
 visit [hookerfurniture.com](http://hookerfurniture.com) for details

## WRITING DESKS

- A. 5960-10482-MULTI Hill Country Boerne Ranch Managers Desk**  
 Poplar Solids with White Oak Veneer  
 Ten drawers, middle cubbie complete with wire management, flip down top for desk space, two drop in felt liners  
 Knee space beneath drop-surface: 29H  
 54 1/2W x 21 1/4D x 45H (138 x 54 x 114 cm)
- B. 281-10-458 Brookhaven Leg Desk**  
 Hardwood Solids and Cherry Veneers with Distressed Medium Clear Cherry  
 Two utility drawers; center drawer with drop-front for use with a keyboard; FC620 power outlet with phone and data outlets; levelers.  
 Keyboard area: 23 3/8W x 16 1/2D x 2 5/8H (59 x 42 x 7 cm)  
 Knee space: 47 3/8W x 25 1/2D x 24 1/2H (120 x 65 x 62 cm)  
 60W x 30D x 30 1/4H (152 x 76 x 77 cm)
- C. 436-10-158 Writing Desk**  
 Hardwood Solids with Cherry Veneers  
 Center drawer with drop-front for use with a keyboard; one file drawer that takes letter or legal files; two utility drawers.  
 Keyboard space: 21 7/8W x 19D x 2H (56 x 48 x 5 cm)  
 Knee space: 24W x 27 1/4D x 24 3/8H (61 x 69 x 62 cm)  
 60W x 30D x 30H (152 x 76 x 76 cm)
- D. 638-10005 Mélange Architectural Writing Desk**  
 Rubberwood, Oak Veneer  
 Center drawer with drop-front for keyboard use; two utility drawers with one drop in writing insert that can be used on either side  
 Keyboard space: 23W x 18D x 3 1/2H (58 x 46 x 9 cm)  
 Knee space: 48 5/8W x 30D x 24 1/4H (124 x 76 x 62 cm)  
 60W x 30D x 30H (152 x 76 x 76 cm)



See page 72 for matching executive office  
See page 101 for matching bookcase

See page 58 for matching modular office

281-30-275 Brookhaven Tilt Swivel Chair  
See page 124 for details



C



D

## KNEEHOLE DESKS

If you enjoy the classic look of a traditional executive desk, but have smaller space requirements, these compact but exquisite 48-inch and 60-inch desks are an excellent choice. Many have leather or fancy veneer tops, drop-front center drawers or utility drawers.

A



## KNEEHOLE DESKS

### A. 5082-10301 Knee-hole Desk

Hardwood Solids, Cherry Veneer, Leather

Center bonded leather writing surface; center drawer with drop front for keyboard use; two drawers with one removable writing insert for use in either drawer; two utility drawers; two locking file drawers

Keyboard space: 22 1/8W x 18 1/4D x 2 5/16H (56 x 46 x 6 cm)

Knee space: 24W x 24 1/8H (61 x 61 cm)

54W x 26D x 30H (137 x 66 x 76 cm)

### B. 281-10-401 Brookhaven Drawer Desk

Hardwood Solids with Cherry Veneers, Distressed

Medium Clear Cherry

Left side tower compartment has FC625 Power Director II power center, adjustable shelf; center drawer with drop-front; right side has two utility drawers and one file drawer with lock, drop-in writing surface; levelers. Finished back.

Keyboard area: 23W x 15 1/4D x 3 1/8H (58 x 39 x 8 cm)

Knee space: 24 1/4W x 24H (62 x 61 cm)

60W x 28D x 30 1/2H (152 x 71 x 77 cm)

A



B





A

## KNEEHOLE DESKS

- A. 060-10-460 Belle Grove Desk**  
 Hardwood Solids with Cherry, Satinwood, Walnut and Ash Burl Veneers  
 Seven drawers on steel ball bearing slides include two file drawers on full extension slides that accommodate letter and legal files, four utility drawers and center drawer with drop-front for use with a keyboard; bookcase back with one adjustable shelf; levelers.  
 Keyboard area:  
 22 3/8W x 17 1/2D x 2 3/4H (57 x 44 x 7 cm)  
 Knee space area:  
 24 1/4W x 22 1/4D x 24H (62 x 57 x 61 cm)  
 60W x 30D x 30H (152 x 76 x 76 cm)
- B. 299-10-301 Kneehole Desk with Bow Front**  
 Hardwood Solids with Cherry Veneers with High Quality Bonded Leather  
 Bonded leather top; seven drawers on steel ball bearing slides include two file drawers which take letter/legal files, drop-front center drawer, four utility drawers; finished back.  
 Kneehole opening:  
 21 7/8W x 24D x 24H (56 x 61 x 61 cm)  
 Keyboard opening:  
 20W x 15 1/2D x 2H (51 x 39 x 5 cm)  
 48W x 26D x 30 1/4H (122 x 66 x 77 cm)
- C. 5029-10460 Grandover Desk**  
 Poplar Solids, Cherry, Walnut & Maple Veneers, Golden Madrone Burl, High Quality Bonded Leather, Resin  
 Center bonded leather writing surface; center drawer with drop-front for keyboard use; two top drawers with removable dividers, pencil tray in both top drawers, and writing insert for use on either side; two locking file drawers with Pendaflex letter/legal filing system; two drawers with removable dividers; bookcase back with one adjustable shelf  
 Keyboard space:  
 21W x 12 7/16D x 2 3/4H (53 x 32 x 7 cm)  
 Knee space:  
 22 7/8W x 16D x 24 1/4H (58 x 41 x 62 cm)  
 60W x 30D x 30H (152 x 76 x 76 cm)
- D. 5029-30220 Grandover Tilt Swivel Chair**  
 Poplar Solids, Cherry, Walnut & Maple Veneers, Golden Madrone Burl, Bonded Leather, Resin  
 Tilt swivel; pneumatic gas lift; casters  
 27W x 28 1/4D x 49 1/2H (69 x 72 x 126 cm)
- E. 5029-10466 Grandover Lateral File**  
 Poplar Solids, Cherry, Walnut & Maple Veneers, Golden Madrone Burl, Resin  
 Two locking file drawers with Pendaflex letter/legal filing system  
 40W x 22D x 31 3/4H (102 x 56 x 81 cm)



B

C



D



E



## STANDING DESKS

Take a stand for healthiness in the home office with a standing desk. While typical desks are about 30 inches tall, standing desks range from 36 to 38 inches tall and can be used with a counter-height chair to allow you to alternate between sitting and standing while you work. Alternating between sitting and standing during your work day is optimum for health and wellness, medical professionals say.



See page 51 for matching items

### A. 1650-10052-MWD Elon Lift Desk

Rubberwood Solids with Flat Cut Walnut Veneer and Metal  
Three drawers, center drawer has a drop front, two utility drawers  
with one pencil tray, one writing insert and three removable  
dividers that can be used in either drawer  
Lift unit: 30 1/2H - 49H (77 x 124 cm)  
Keyboard opening: 22 9/16W x 16 3/4D x 2 3/8H (57 x 43 x 6 cm)  
Kneehole opening: 56 1/2W x 24H (144 x 61 cm)  
74W x 32D x 30 3/4 - 49H (188 x 81 x 78 - 124 cm)

### B. 5751-10459-99 Beaumont Lift-Lid Writing Desk

Poplar and Hardwood Solids with Elm Veneers, Leather and Metal  
French Press finish  
Six-inch leg extensions adjusts height from 30-inch desk  
height to 36-inch counter height, lift lid with two leather  
pockets for document storage, levelers  
72W x 32D x 30 - 36H (183 x 81 x 76 - 91 cm)

### C. 1600-10473-DKW Curata Tall Left/Right Free Standing Desk

Two drawers with drop front for keyboard use.  
Keyboard space: 28 3/4W x 15 1/2 - 18 3/4D x 3 3/4H (73 x 39 - 48 x 10 cm)  
Knee space: 64W x 30 1/4H (163 x 77 cm)  
68W x 26D x 36 1/4H (173 x 66 x 92 cm)



B



*See page 3 for matching mobile file*

C



*See pages 38 & 55 for matching desks  
See page 94 for matching bookcase*

## MODULAR & MULTI-PURPOSE

How refreshing is it when furniture flexes to your room, your needs and your lifestyle? That's the beauty of our functional modular office groupings, our L-shaped desks, secretaries, compact computer cabinets and small office solutions. These hard-working work stations range in style from classic traditional to clean transitional, and in size from tall, slim secretaries to a custom built-in cabinetry look.



C  
D



- A. **5841-10563-85 Apprentice Jr Executive Desk**  
 Rubberwood Solids with Quartered Hickory Veneers  
 Seven drawers with metal ball bearing full extension guides, top left drawers have removable partitions, bottom left drawer is lockable with a pendaflex filing system, center drop-front drawer with wire groove for keyboard or laptop use, top right two drawers have removable partitions, top right drawer has magnetic/removable writing slide and pencil tray, bottom right drawer is lockable with a pendaflex filing system, two adjustable shelves on visitor's side, levelers  
 60W x 30D x 30H (152 x 76 x 76 cm)





Sliding doors can be opened at the center or ends



- B. 5841-10464-85 Apprentice Office Console**  
 Rubberwood Solids with Quartered Hickory Veneers  
 Two sliding doors with lock in the track, each door can slide half the width of the case, six adjustable shelves, two in each section, cutouts for wire access between left and right sides and the center section  
 60W x 24D x 29 3/4H (152 x 61 x 76 cm)
- C. 5841-10467-85 Apprentice Console Hutch**  
 Rubberwood Solids with Quartered Hickory Veneers  
 Four fixed shelves  
 30W x 14D x 46 1/2H (76 x 36 x 118 cm)
- D. 5841-10466-85 Apprentice Lateral File**  
 Rubberwood Solids with Quartered Hickory Veneers  
 Three drawers with metal ball bearing full extension guides, middle drawer has removable partitions, bottom drawer is a lockable file drawer with a pendaflex filing system  
 30W x 24D x 29 3/4H (76 x 61 x 76 cm)
- E. 5841-10446-85 Apprentice Bookcase**  
 Rubberwood Solids with Quartered Hickory Veneers  
 Ten fixed shelves  
 30W x 14D x 76 1/4H (76 x 36 x 194 cm)



- A. **1650-10052-MWD Elon Lift Desk**  
Rubberwood Solids with Flat Cut Walnut Veneer and Metal  
Three drawers, center drawer has a drop front, two utility drawers with one pencil tray, one writing insert and three removable dividers that can be used in either drawer  
Lift unit: 30 1/2H - 49H (77 x 124 cm)  
Keyboard opening:  
22 9/16W x 16 3/4D x 2 3/8H (57 x 43 x 6 cm)  
Kneehole opening:  
56 1/2W x 24H (144 x 61 cm)  
74W x 32D x 30 3/4 - 49H (188 x 81 x 78 - 124 cm)
- B. **1650-30220-MWD Swivel Desk Chair**  
Rubberwood Solids with Fabric and Metal  
Tilt swivel, Fabric: Cement  
24 1/2W x 25 3/4D x 35 3/4H (62 x 65 x 91 cm)
- C. **1650-10418-MWD Elon Two-Door Cabinet**  
Rubberwood Solids with Flat Cut Walnut Veneer  
Two doors with soft close hinges, two adjustable wood shelves behind set of doors  
32W x 20D x 27 1/4H (81 x 51 x 69 cm)
- D. **1650-10466-MWD Elon Lateral File**  
Rubberwood Solids with Flat Cut Walnut Veneer  
Two drawers, top drawer is a utility drawer, bottom is a locking file drawer with Pendaflex letter/legal filing system  
32W x 20D x 27 1/4H (81 x 51 x 69 cm)
- E. **1650-10245-MWD Elon Bunching Short Bookcase**  
Rubberwood Solids with Flat Cut Walnut Veneer  
Two adjustable wood shelves, finished back  
32W x 20D x 27 1/4H (81 x 51 x 69 cm)
- F. **1650-10431-MWD Elon Corner Desk**  
Rubberwood Solids with Flat Cut Walnut Veneer  
25 3/4W x 25 3/4D x 27 1/4H (65 x 65 x 69 cm)
- G. **1650-10104-MWD Elon Desk Base**  
7W x 24D x 28H (18 x 61 x 71 cm)
- H. **1650-10246-MWD Elon Desk Pedestal**  
Rubberwood Solids with Flat Cut Walnut Veneer  
Three drawers, top drawer has two removable dividers, one writing insert and one removable pencil tray, second drawer has two removable dividers, third drawer is a locking file drawer with Pendaflex letter/legal filing system, finished back  
18W x 30D x 27 1/4H (46 x 76 x 69 cm)
- I. **1650-10174-MWD Elon 74-inch Desk Top**  
74W x 32D x 2H (188 x 81 x 5 cm)
- J. **1650-10164-MWD Elon 64-inch Desk Top**  
64W x 32D x 2H (163 x 81 x 5 cm)





See page 66 for matching executive office.  
See pages 94 & 98 for matching bookcase.  
See page 123 for matching desk chair



A



B



## MODULAR & MULTI-PURPOSE

- A. **1654-10458-DKW1 American Life Crafted Leg Desk**  
 Poplar and Hardwood Solids with Oak and Elm Veneer and Aluminum Sheet  
 One drawer with drop front for keyboard use, finished on all sides, legs and stretcher is metal wrapped, can be used left or right of the Leg Desk Credenza  
 66W x 24D x 30H (168 x 61 x 76 cm)

- B. **1654-10364-DKW1 American Life Crafted Leg Desk Credenza**  
 Poplar and Hardwood Solids with Oak Veneer, Leather and Aluminum Sheet  
 Two Utility drawers, one file drawer with Pendaflex Letter/Legal file system, two open shelves on each side, finished back, post are metal wrapped  
 84W x 25 3/4D x 30H (213 x 65 x 76 cm)



See page 104 for matching bookcase



**A. 388-10-458 Danforth Executive Leg Desk**

Birch Solids with Cherry Veneers with High Quality Bonded Leather

Bonded leather top; drawer with drop-front for use with keyboard; two utility drawers, one with a writing insert. Ships KD.

Keyboard area: 25 1/4W x 17 3/4D x 3H (64 x 45 x 8 cm)

Knee space area: 55 1/2W x 24 1/4H (141 x 62 cm)

60W x 26D x 30 1/2H (152 x 66 x 77 cm)

**B. 388-10-364 Danforth Open Credenza**

Birch Solids with Cherry Veneers

Top center drawer with drop-front for keyboard; three adjustable shelves; two file drawers with Pendaflex letter/legal file system; printer pullout; FC625 Power Director II power center; levelers.

Keyboard area: 17 3/8W x 15 7/16 - 18 11/16D x 2 5/8H (44 x 39 - 47 x 7 cm)

Printer area: 18 7/8W x 18 7/8D x 13 3/4H (48 x 48 x 35 cm)

60W x 22D x 30 1/2H (152 x 56 x 77 cm)

**C. 388-10-412 Danforth Mobile File**

Birch Solids with Cherry Veneers

One locking file drawer on steel ball bearing slides with Pendaflex letter/legal file system; one utility drawer; casters. 18W x 22 3/4D x 24H (46 x 58 x 61 cm)

**D. 388-10-484 Danforth Corner Unit**

Birch Solids with Cherry Veneers

One shelf for tower CPU or storage. Ships KD.

Tower area: 22 1/2H (57 cm)

26W x 22D x 30 1/2H (66 x 56 x 77 cm)





E

G

G

See pages 38 & 46 for matching desks  
 See page 94 for matching bookcase  
 EC447-084 Rosa Home Office Chair  
 See page 117 for details

- E. 1600-10453-DKW Curata Two Piece Desk Group**  
 Rubberwood Solids with White Oak Veneers and Metal  
 Consists of:  
**1600-10468-DKW Short Left/Right Free Standing Desk**  
 Two drawers with drop front for keyboard use  
 Keyboard space:  
 28 3/4W x 15 1/2 - 18 3/4D x 2 3/4H (73 x 39 - 48 x 7 cm)  
 Knee space: 64W x 24 1/4H (163 x 62 cm)  
 68W x 26D x 30H (173 x 66 x 76 cm)  
**1600-10473-DKW Tall Left/Right Free Standing Desk**  
 Two drawers with drop front for keyboard use.  
 Keyboard space:  
 28 3/4W x 15 1/2 - 18 3/4D x 2 3/4H (73 x 39 - 48 x 7 cm)  
 Knee space: 64W x 30 1/4H (163 x 77 cm)  
 68W x 26D x 36 1/4H (173 x 66 x 92 cm)

- F. 1600-10464-DKW Curata Wall Desk**  
 Rubberwood Solids with White Oak Veneers and Metal  
 Three drawers, center drawer has drop front for keyboard use, two utility drawers,  
 one pencil tray and writing slide that can be used in either utility drawer, each  
 utility drawer contains two removable dividers  
 Keyboard space: 31 1/8W x 15 1/2 - 19 1/4D x 2 7/8H (79 x 39 - 49 x 7 cm)  
 Knee space: 33 1/4W x 22 3/4D x 24 3/8H (84 x 58 x 62 cm)  
 72W x 24D x 30 3/4H (183 x 61 x 78 cm)

- G. 1600-10412-DKW Curata Mobile File**  
 Rubberwood Solids with White Oak Veneers and Metal  
 One locking file drawers with Pendaflex letter/legal filing system, one utility  
 drawer, finished on all sides  
 16 1/2W x 20D x 23 1/2H (42 x 51 x 60 cm)



F



G



See page 101 for matching bookcase



**A. 5167-10467 Latitude Computer Credenza/Desk Hutch**

Hardwood Solids and Walnut Veneers

Two wood-framed glass doors with metal grid and one adjustable shelf behind; one open area with one adjustable wood-framed glass shelf; three lights; one task light

72W x 18D x 50H (183 x 46 x 127 cm)

**B. 5167-10479 Latitude Desk**

Hardwood Solids and Walnut Veneers

FC620 power bar with two electrical outlets, phone jack, high speed data ports and USB upstream and downstream. Also offers one electrical outlet and matching data, phone and USB port on the bottom; center drawer with drop front for keyboard use; two utility drawers with one removable writing insert and pencil tray for use in either drawer, three slots and two removable dividers in each drawer. When used with 5167-10478 Left/Right Return you lose the use of one drawer.

Keyboard space: 23 7/8W x 13 11/16D x 2 3/4H (61 x 35 x 7 cm)

Knee space: 61W x 21 3/4D x 24 3/8H (155 x 55 x 62 cm)

Knee space with mobile file: 41 1/2W x 21 3/4D x 24 3/8H (105 x 55 x 62 cm)  
66W x 24D x 30H (168 x 61 x 76 cm)

**C. 5167-10478 Latitude Left/Right Return**

Hardwood Solids and Walnut Veneers

Center drawer with drop front for keyboard use

Keyboard space: 26W x 13 1/8D x 2 3/4H (66 x 33 x 7 cm)

Knee space: 24 3/8H (62 cm)

52W x 20D x 30H (132 x 51 x 76 cm)

**D. 5167-10412 Latitude Mobile File**

Hardwood Solids and Walnut Veneers

One utility drawer; one locking file drawer with Pendaflex letter/legal filing system; casters; will fit underneath the desk and left/right return

17 1/2W x 22 1/2D x 22 3/4H (44 x 57 x 58 cm)



E

See page 72 for matching executive office  
 See page 40 for matching writing desk  
 See page 101 for matching bookcase  
 See page 123 & 124 for matching desk chairs

## MODULAR & MULTI-PURPOSE

### E. 281-10-309 Brookhaven Computer Cabinet

Hardwood Solids with Cherry Veneers, Distressed Medium Clear Cherry  
 Left facing side: bi-fold door, task light, adjustable half shelf, double pullout keyboard/work surface, FC625 Power Director II; pullout shelf for printer, tower compartment with adjustable shelf, levelers. Right facing side: drop-down work surface door, one adjustable shelf, two drawers, locking file drawer, levelers. Wire access to all compartments in both sections. Finished top.

Monitor area: 33W x 26 1/2H (84 x 67 cm)

Keyboard area: 25W x 9 1/4D x 2 7/8H (64 x 23 x 7 cm)

Knee space: 24H (61 cm)

Tower compartment: 10 5/8W x 22D x 16 1/8H (27 x 56 x 41 cm)

Printer area: 20 1/2W x 19 1/8D x 13 1/8H (52 x 49 x 33 cm)

55 1/4W x 25 1/2D x 62H (140 x 65 x 157 cm)



## MODULAR & MULTI-PURPOSE



- A. 281-10-411 Brookhaven Peninsula Desk**  
Hardwood Solids with Cherry Veneers  
82W x 32D x 30 1/4H (208 x 81 x 77 cm)  
Consists of:  
**281-10-211 Desk Top/End Panel**  
Two drawers on each side.  
Drop-front drawer area:  
25W x 11 1/2D x 2 1/2H (64 x 29 x 6 cm)  
Knee space: 56 3/16W x 24 1/8H (143 x 61 cm)  
60W x 32D x 29 1/2H (152 x 81 x 75 cm)  
**281-10-212 Base**  
One adjustable shelf; levelers.  
32W x 23 1/4D x 30 1/4H (81 x 59 x 77 cm)
- B. 281-10-412 Brookhaven Mobile File**  
Hardwood Solids with Cherry Veneers  
One file drawer with lock; one utility drawer;  
casters.  
18W x 22 3/4D x 23 3/4H (46 x 58 x 60 cm)
- C. 281-10-417 Brookhaven Open Hutch**  
(Two shown)  
Hardwood Solids with Cherry Veneers  
Two adjustable shelves; one stationary shelf;  
cut-out in back rail for wires. Stained top.  
Monitor area: 22 1/4H (57 cm)  
32W x 14 1/4D x 48H (81 x 36 x 122 cm)
- D. 281-10-419 Brookhaven Door Hutch**  
Hardwood Solids with Cherry Veneers  
Two wood-framed antique glass doors; two  
adjustable shelves; one stationary shelf;  
cut-out in back rail for wires. Stained top.  
Monitor area: 22 1/4H (57 cm)  
32W x 14 1/4D x 48H (81 x 36 x 122 cm)
- E. 281-10-410 Brookhaven Computer Desk**  
Hardwood Solids with Cherry Veneers  
Drawer with drop-front keyboard/work  
surface; tower compartment; FC625 Power  
Director II; printer compartment with  
pullout shelf; adjustable shelf; levelers.  
Keyboard area:  
25W x 15 7/8D x 3H (64 x 40 x 8 cm)  
Tower compartment:  
10W x 18D x 21H (25 x 46 x 53 cm)  
Printer compartment without shelf:  
18W x 18D x 17 1/2H (46 x 46 x 44 cm)  
32W x 23 1/4D x 30 1/4H (81 x 59 x 77 cm)
- F. 281-10-416 Brookhaven Lateral File**  
Hardwood Solids with Cherry Veneers  
Two file drawers with locks on steel ball  
bearing slides; anti-tilt mechanism; levelers.  
32W x 23 1/4D x 30 1/4H (81 x 59 x 77 cm)
- G. 281-10-422 Brookhaven Tall Bookcase**  
Hardwood Solids with Cherry Veneers  
Four adjustable shelves; two stationary  
shelves; levelers.  
32W x 14 1/4D x 78 1/4H (81 x 36 x 199 cm)



H

See page 72 for matching executive office  
 See page 40 for matching writing desk  
 See page 101 for matching bookcase  
 See page 123 & 124 for matching desk chairs

**H. 281-10-453 Brookhaven Executive "L"**

Hardwood Solids with Cherry Veneers  
 68 1/4W x 79D x 30 1/2H (173 x 201 x 77 cm)

**Consists of:**

**281-10-468 Left Pedestal Desk**

Three drawers on steel ball bearing slides include two utility drawers, partitioned storage tray in top utility drawer, three sections in second utility drawer; one file drawer with Pendaflex hanging file system and center drawer with drop-front for use with a computer; pullout writing shelf; pedestal lock; wire access grommets; levelers. Keyboard/laptop area:

20 3/8W x 19D x 2 7/8H (52 x 48 x 7 cm)

Knee space area: 24 1/2H (62 cm)

68 1/4W x 29D x 30 1/2H (173 x 74 x 77 cm)

**281-10-473 Right Pedestal Return**

One door with one adjustable shelf and one pullout tray for printer behind; center drawer with drop-front for use with a computer; one utility drawer with partitioned storage tray; all drawers on steel ball bearing drawer slides; pullout writing shelf; wire access grommets; levelers. Printer area 18W x 19D x 15H (46 x 48 x 38 cm)

Knee space area: 24 1/2H (62 cm)

50W x 25D x 30 1/2H (127 x 64 x 77 cm)



H



## MODULAR & MULTI-PURPOSE

- A. 258-70-450 Cherry Creek Wall End Unit Left/Right**  
 Hardwood Solids and Cherry Veneers  
 Three adjustable wood-framed glass shelves; one adjustable shelf; two stationary shelves; one light controlled by three intensity touch switch. Levelers. Stained top.  
 16 1/2W x 16 1/2D x 87H (42 x 42 x 221 cm)
- B. 258-70-417 Cherry Creek Open Hutch**  
 Hardwood Solids and Cherry Veneers  
 Three adjustable wood-framed glass shelves; one light controlled by three intensity touch switch; stained top.  
 32W x 16 1/2D x 56H (81 x 42 x 142 cm)
- C. 258-70-416 Cherry Creek Lateral File**  
 Hardwood Solids and Cherry Veneers  
 Two locking file drawers with Pendaflex letter/legal file system on metal ball bearing slides, anti-tilt mechanism; levelers; finished top  
 32W x 22D x 31H (81 x 56 x 79 cm)
- D. 258-70-437 Cherry Creek Wall Desk Hutch**  
 Hardwood Solids and Cherry Veneers  
 Two wood-framed doors open to reveal one adjustable shelf behind each door; one stationary shelf; task light; stained top  
 Monitor space: 36W x 13 1/2D x 16H  
 40W x 16 1/2D x 56H (102 x 42 x 142 cm)
- E. 258-70-436 Chery Creek Wall Desk**  
 Hardwood Solids and Cherry Veneers  
 One drawer with drop-front for use with a keyboard; FC620 power bar in desk top with two grounded electrical outlets, phone jack, high speed data ports and USB upstream and downstream; assembly required. Levelers.  
 Keyboard area: 31 1/2W x 15 7/8D x 2 5/8H (80 x 40 x 7 cm)  
 Knee space: 36W x 21 3/8D x 25 1/4 (91 x 54 x 64 cm)  
 40W x 22D x 31H (102 x 56 x 79 cm)
- F. 258-70-424 Cherry Creek Partner Desk**  
 Hardwood Solids and Cherry Veneers  
 Knee space: 39 1/8 - 41 1/2W x 24H (99 - 105 x 61 cm)  
 82W x 32D x 31 1/4H (208 x 81 x 79 cm)  
 Consists of:  
**258-70-242 Desk Top**  
 One pass through drawer with dividers; one drawer with drop-front for use with keyboard on each side.  
 Keyboard area: 24 1/16W x 13 9/16D x 2 1/4H (61 x 33 x 6 cm)  
 60W x 32D x 6H (152 x 81 x 15 cm)  
**258-70-241 Pedestal**  
 Assembly Required  
 9 3/4W x 9 3/4D x 24 1/4H (25 x 25 x 62 cm)  
**258-70-243 Bookcase Base**  
 One stationary shelf; one adjustable shelf; levelers; finished top.  
 32W x 22D x 31H (81 x 56 x 79 cm)



**G. 258-70-446 Cherry Creek 32-inch Wall Storage Cabinet**  
 Hardwood Solids and Cherry Veneers  
 Three adjustable wood-framed glass shelves; two bottom doors with one adjustable shelf behind; one light controlled by three intensity touch switch. Levelers. Stained top.  
 32W x 16 1/2D x 87H (81 x 42 x 221 cm)

**H. 258-70-448 Cherry Creek Wall Bookcase**  
 Hardwood Solids and Cherry Veneers  
 Six adjustable wood-framed glass shelves; two stationary shelves; two wood-framed doors open to reveal one adjustable shelf behind each door; two lights controlled by three intensity touch switch. Levelers. Stained top.  
 52W x 16 1/2D x 87H (132 x 42 x 221 cm)

*Also Available but not shown:*  
**258-70-449 Cherry Creek Corner Wall Mount**  
 Hardwood Solids and Cherry Veneers  
 16 1/4W x 16 1/4D x 87H (41 x 41 x 221 cm)

**258-70-444 Cherry Creek 22in. Wall Storage Cabinet**  
 Hardwood Solids and Cherry Veneers  
 Three adjustable wood-framed glass shelves; one stationary shelf; two locking file drawers on metal ball bearing guides with Pendaflex letter/legal file system; one light controlled by three intensity touch switch. Levelers. Stained top.  
 22W x 16 1/2D x 87H (56 x 42 x 221 cm)

**258-70-447 Cherry Creek Wall Curio Cabinet**  
 Hardwood Solids and Cherry Veneers  
 Two wood-framed glass doors in top section open to reveal three adjustable wood-framed glass shelves and one stationary shelf; two wood doors in bottom section open to reveal one adjustable shelf; one light controlled by three intensity touch switch. Levelers. Stained top.  
 32W x 16 1/2D x 87H (81 x 42 x 221 cm)



## MODULAR & MULTI-PURPOSE

- A. 374-10-450 European Renaissance II Wall End Unit Left/Right (Two shown)**  
 Hardwood Solids, Myrtle Burl, Clear Maple, Walnut & Cherry Veneers  
 One adjustable wood-framed glass shelf; three adjustable shelves; one fixed shelf; one light controlled by a three-intensity touch switch  
 17W x 17D x 88H (43 x 43 x 224 cm)
- B. 374-10-444 European Renaissance II Wall Storage Cabinet 22-inch**  
 Hardwood Solids, Myrtle Burl, Clear Maple, Walnut & Cherry Veneers  
 One adjustable wood-framed glass shelf; two adjustable shelves; two locking file drawers with Pendaflex letter/legal filing system; one light controlled by a three-intensity touch switch  
 22W x 17D x 88H (56 x 43 x 224 cm)
- C. 374-10-417 European Renaissance II Open Hutch**  
 Hardwood Solids, Myrtle Burl, Clear Maple, Walnut & Cherry Veneers  
 One adjustable wood-framed glass shelf; two adjustable shelves; one light controlled by a three-intensity touch switch  
 32W x 17D x 57 1/2H (81 x 43 x 146 cm)
- D. 374-10-436 European Renaissance II Wall Desk**  
 Hardwood Solids, Myrtle Burl, Clear Maple, Walnut & Cherry Veneers  
 FC620 power bar with two electrical outlets, phone jack, high speed data ports and USB upstream and downstream. Also offers one electrical outlet and matching data, phone and USB port on the bottom; center drawer with drop-front for keyboard use  
 Keyboard space:  
 24 9/16W x 12 5/16D x 2 7/16H (62 x 31 x 6 cm)  
 Knee space:  
 27 1/4W (inside pilasters) x 21 1/8D x 24 1/4H (69 x 54 x 62 cm) 30 5/8 (inside end panels) (78 cm)  
 32W x 22D x 30 1/2H (81 x 56 x 77 cm)
- E. 374-10-446 European Renaissance II Door Bookcase 32-inch**  
 Hardwood Solids, Myrtle Burl, Clear Maple, Walnut & Cherry Veneers  
 One adjustable wood-framed glass shelf; two adjustable shelves; two doors with one adjustable shelf behind; one light controlled by a three-intensity touch switch  
 32W x 17D x 88H (81 x 43 x 224 cm)
- F. 374-10-449 European Renaissance II Corner Wall Mount**  
 Hardwood Solids, Myrtle Burl, Clear Maple, Walnut & Cherry Veneers  
 16W x 16D x 88H (41 x 41 x 224 cm)
- G. 374-10-447 European Renaissance II Glass Door Bookcase (Two shown)**  
 Hardwood Solids, Myrtle Burl, Clear Maple, Walnut & Cherry Veneers  
 Two wood-framed beveled glass doors; one adjustable wood-framed glass shelf; two adjustable shelves; two doors with one adjustable shelf behind; one light controlled by a three-intensity touch switch  
 32W x 17D x 88H (81 x 43 x 224 cm)
- H. 374-55-482 European Renaissance II Entertainment Console 62-inch**  
 Hardwood Solids, Myrtle Burl, Clear Maple, Walnut & Cherry Veneers  
 Two outside doors with one adjustable shelf behind each; one wood-framed beveled glass door with two adjustable shelves behind; one three plug outlet  
 62W x 22D x 30 1/2H (157 x 56 x 77 cm)





See page 107 for matching bookcase  
See page 124 for matching desk chair

See page 82 for matching executive office  
See page 34 for matching writing desk

Computer Credenza Hutch no longer available

- I. 374-55-582 European Renaissance II Entertainment Console Hutch**  
Hardwood Solids, Myrtle Burl, Clear Maple, Walnut & Cherry Veneers  
Three open storage areas; moveable/mountable backpanel; three lights controlled by a three-intensity touch switch  
TV area: 57 1/4 (145 cm) (inside pilasters) x 11 3/16 (28 cm) (inside pilasters) x 36 (91 cm) (clear height)  
60 5/8 (154 cm) (inside end panels) x 17 5/8 (45 cm) (to usable front of console) x 36 1/4 (92 cm) (max inside height)  
Accommodates most 55" and some 60" televisions.  
62W x 17D x 57 1/2H (157 x 43 x 146 cm)
- J. 374-10-419 European Renaissance II Door Hutch**  
Hardwood Solids, Myrtle Burl, Clear Maple, Walnut & Cherry Veneers  
Two doors with one adjustable shelf behind each; one fixed shelf; one task light  
32W x 17D x 57 1/2H (81 x 43 x 146 cm)
- K. 374-10-416 European Renaissance II Lateral File**  
Hardwood Solids, Myrtle Burl, Clear Maple, Walnut & Cherry Veneers  
Two locking file drawers with Pendaflex letter/legal filing system  
32W x 22D x 30 1/2H (81 x 56 x 77 cm)

- L. 374-10-424 European Renaissance II Peninsula Desk Complete**  
Hardwood Solids, Myrtle Burl, Clear Maple, Walnut & Cherry Veneers  
81W x 32D x 30 1/2H (206 x 81 x 77 cm)  
Consists of:  
**374-10-241 Peninsula Desk Pedestal**  
11 1/4W x 11 1/4D x 24 H (29 x 29 x 61 cm)  
**374-10-242 Peninsula Desk Top**  
One center drawer with drop front for keyboard use and removable wrist pad located on each side of the desk; one side drawer with pencil tray, drop in writing insert and slots for a removable divider located on each side of desk  
Keyboard space:  
26W x 12 1/4D x 2 5/8H (66 x 31 x 7 cm)  
Knee space:  
42 1/4W x 23 3/4H (107 x 60 cm)  
62 3/4W x 32D x 6H (159 x 81 x 15 cm)  
**374-10-243 Open Base**  
One adjustable shelf; one pullout shelf  
Printer space without shelf:  
27 1/4W x 20D x 16 5/16H (69 x 51 x 41 cm)  
32W x 22D x 30 1/2H (81 x 56 x 77 cm)

- M. 374-10-434 European Renaissance II Computer Credenza**  
Hardwood Solids, Myrtle Burl, Clear Maple, Walnut & Cherry Veneers  
FC620 power bar with two electrical outlets, phone jack, high speed data ports and USB upstream and downstream. Also offers one electrical outlet and matching data, phone and USB port on the bottom; center drawer with drop-front for keyboard use; one drawer with a removable pencil tray, drop in writing insert and two removable dividers; one drawer; one locking file drawer; one door with one adjustable shelf and pullout printer tray behind  
Keyboard space:  
25 3/8W x 12 1/2D x 2 1/2H (64 x 32 x 6 cm)  
Printer space:  
17 1/2W x 18 1/2D x 16 1/4H (44 x 47 x 41 cm)  
48W x 22D x 30 1/2H (122 x 56 x 77 cm)

## 72" EXECUTIVE OFFICE

Our executive home offices are our top-of-the-line assortments for the ultimate executive home or professional office. Their design will inspire your best work, and their function will make your work easier.



- A. **6960-10563-89 La Grange San Felipe Executive Desk**  
Poplar and Hardwood Solids with Pecky Hickory Veneer, Leather and Solid-Wood Edge Top  
Antique Varnish finish  
Seven drawers, metal ball bearing full extension guides, top drawer on right and left sides both have removable partitions, one side has removable pencil tray and writing slide and can be used on either side, center drawer has drop-front, levelers  
72W x 36D x 30H (183 x 91 x 76 cm)
- B. **6960-10446-80 La Grange Lyons Etagere**  
Rubberwood and Hardwood Solids with Oak Veneer  
Wash Off finish  
Five fixed shelves, two drawers with wood on wood drawer guides, levelers  
50W x 18D x 84H (127 x 46 x 213 cm)
- C. **6960-10466-89 La Grange Warrenton Lateral File**  
Poplar and Hardwood Solids with Pecky Hickory Veneer and Solid-Wood Edge Top  
Antique Varnish finish  
Two locking file drawers, metal ball bearing full extension guides, levelers  
34W x 22D x 30H (86 x 56 x 76 cm)

See page 32 for matching writing desk

A



B



Top View



Visitor's Side

C





See pages 94 & 98 for matching bookcase  
 See page 53 for matching modular office  
 See page 123 for matching desk chair

## 72" EXECUTIVE OFFICE

- A. **1654-10467-DKW1 American Life Crafted Computer Credenza Hutch**  
 Poplar and Hardwood Solids with Oak and Elm Veneer and Aluminum Sheet  
 Two fixed shelves, second shelf has two fixed dividers  
 71 1/2W x 18D x 58 1/4H (181 x 46 x 148 cm)
- B. **1654-10464-DKW1 American Life Crafted Computer Credenza**  
 Poplar and Hardwood Solids with Oak and Elm Veneers and Aluminum Sheet  
 FC627 located in back center of desk, seven drawers, center drawer has a drop front for keyboard use, two utility drawers with one removable writing insert and pencil tray for use in either drawer and three removable dividers in each drawer, two utility drawers directly above the two file drawers lock when the file drawer is locked and have three removable dividers, two locking file drawer with Pendaflex letter/legal file system  
 72W x 25 1/4D x 30H (183 x 64 x 76 cm)
- C. **1654-10466-DKW1 American Life Crafted Lateral File**  
 Poplar Solids with Oak and Elm Veneers and Aluminum Sheet  
 Two utility drawers, one locking file drawer with Pendaflex letter/legal filing system  
 36W x 23D x 30H (91 x 58 x 76 cm)
- D. **1654-10563-DKW1 American Life Crafted Executive Desk**  
 Poplar and Hardwood Solids with Oak Veneer  
 Seven drawers, center drawer has drop front for keyboard use, two utility drawers with one removable writing insert and one pencil tray for use in either drawer and two removable dividers, two drawers with two removable dividers in each, they both lock when the file drawer below is locked, two locking file drawers with Pendaflex letter/legal file system  
 73W x 37 1/4D x 30H (185 x 95 x 76 cm)



A

The American Life Crafted collection also offers matching bedroom, dining room, living room and entertainment items.


*Please visit our website, [hookerfurniture.com](http://hookerfurniture.com) to see matching pieces, more details and our full line of home office products.*



B



C



D

Top View

Visitor's Side



The Hill Country collection also offers matching bedroom, dining room, living room and entertainment items.

*Please visit our website, [hookerfurniture.com](http://hookerfurniture.com) to see matching pieces, more details and our full line of home office products.*

A



C

**A. 5960-10563-MULTI Hill Country St. Hedwig Executive Desk**

Poplar and Hardwood Solids with White Oak and Walnut Veneers, Resin and High Quality Bonded Leather

Drop down keyboard drawer, removeable mouse pad, removable pencil tray, removable dividers, letter/legal Pendeflex in left side front drawer, locking file drawer, seven drawers

Keyboard space: 26W x 16 - 19 1/4D x 2H (66 x 41 - 49 x 5 cm)

Knee Space: 28 1/4W x 30 1/4D x 24H (72 x 77 x 61 cm)

73W x 36 1/2D x 30 3/4H (185 x 93 x 78 cm)

**B. 5960-10446-MULTI Hill Country Pleasanton Bunching Bookcase**

Poplar and Hardwood Solids with White Oak Veneers, Resin and Glass

Two Doors with one adjustable shelf behind, three wood framed glass shelves with plate grooves, one light controlled by three-intensity touch switch

40W x 16D x 90H (102 x 41 x 229 cm)

**C. 5960-10466-MULTI Hill Country Leming Lateral File**

Poplar and Hardwood Solids with White Oak and Walnut Veneers and Resin

Two locking file drawers with Pendaflex letter/legal filing system  
38W x 22D x 31 1/2H (97 x 56 x 80 cm)

See pages 19 & 40 for matching desks

A



B



Top View



Visitor's Side

C





## 72" EXECUTIVE OFFICE

### A. 5381-10464 Leesburg Computer Credenza

Rubberwood Solids with Swirl Mahogany and Ebony Veneers  
 Center drawer with drop front for keyboard use, FC627 power bar on top with two electrical outlets and two USB ports, three utility drawers with three slots and two removable dividers, one writing slide and one felt lined pencil tray for use in either drawer, one locking file drawer with Pendaflex letter/legal filing system, one door with one adjustable shelf and one pullout printer tray behind  
 Keyboard space: 26W x 13 1/2 - 16 1/2D x 3 1/4H (66 x 34 - 42 x 8 cm)  
 Knee space: 26 1/2W x 22D x 24H (67 x 56 x 61 cm)  
 Printer 18 1/2W x 18D x 18H (47 x 46 x 46 cm)  
 72W x 24D x 30 1/2H (183 x 61 x 77 cm)

*Hutch is no longer available*

### B. 5381-10466 Leesburg Lateral File

Rubberwood Solids with Swirl Mahogany and Ebony Veneers  
 Two locking file drawers with Pendaflex letter/legal file system  
 36W x 22D x 30 1/2H (91 x 56 x 77 cm)

### C. 5381-10562 Leesburg Executive Desk

Rubberwood Solids with Swirl Mahogany and Ebony Veneers  
 Center drawer with drop front for keyboard use, two box drawers with dividers and removable pencil tray and mouse pad, two locking utility drawers with dividers, two locking file drawers with Pendaflex letter/legal file system  
 Keyboard space: 26W x 16 - 19 3/8D x 3 1/4H (66 x 41 - 49 x 8 cm)  
 Knee space: 26W x 29D x 24H (66 x 74 x 61 cm)  
 72W x 36D x 30 3/4H (183 x 91 x 78 cm)



A



B



C



Top View



Visitor's Side

The Leesburg collection also offers matching bedroom, dining room, entertainment and living room items.

*Please visit our website, [hookerfurniture.com](http://hookerfurniture.com) to see matching pieces, more details and our full line of home office product.*



See page 101 for matching bookcase  
 See page 58 for matching modular office  
 See pages 123 & 124 for matching desk chairs

## 72" EXECUTIVE OFFICE

- A. 281-10-467 Brookhaven Hutch**  
 Hardwood Solids with Cherry Veneers, Distressed Medium Clear Cherry  
 Two outside doors with two adjustable glass shelves and canister light behind each; center section with one wood-framed adjustable glass shelf and light; upper lights are controlled by three-intensity touch switch; task light with separate control under center section; cut-out in back rail for wires. Stained top.  
 Center monitor area: 32W x 22H (81 x 56 cm)  
 Side monitor area: 15H (38 cm)  
 75 3/4W x 15 1/2D x 54H (192 x 39 x 137 cm)
- B. 281-10-564 Brookhaven Computer Credenza**  
 Poplar Solids with Cherry Veneer, Center drawer with drop-front for keyboard use, FC627 power bar on top with two electrical outlets and two USB ports, one writing slide and one felt lined pencil tray for use in either drawer, three utility drawers, one locking file drawer with Pendaflex letter/legal filing system, one door with one adjustable shelf and one pullout printer tray, charging unit and wire management  
 Keyboard space: 24 3/4W x 21 1/4 - 24 1/2D x 3H (63 x 54 - 62 x 8 cm)  
 Knee space: 27 1/4W x 22D x 24H (69 x 56 x 61 cm)  
 Printer Space: 19 3/4W x 19D x 16H (50 x 48 x 41 cm)  
 72 1/2W x 24 1/2D x 30 1/2H (184 x 62 x 77 cm)
- C. 281-10-566 Brookhaven Lateral File**  
 Poplar Solids with Cherry Veneer, Two locking file drawers with Pendaflex letter/legal file system on metal ball bearing slides, anti-tilt mechanism, levelers  
 34W x 22D x 31H (86 x 56 x 79 cm)
- D. 281-10-583 Brookhaven Executive Desk**  
 Poplar Solids with Cherry Veneers and Leather, Center bonded leather writing surface, center drawer with drop-front for keyboard use, four utility drawers with dividers, two drawers with Pendaflex letter/legal filing system, one locking file, one pullout writing slide  
 Keyboard space: 26W x 18 - 21 1/4D x 2 3/4 (66 x 46 - 54 x 7 cm)  
 Knee space: 27 3/4W x 27D x 24 1/4H (70 x 69 x 62 cm)  
 72W x 34D x 30 3/4H (183 x 86 x 78 cm)

A  
B



The Brookhaven collection also offers matching living room and entertainment items.

*Please visit our website, [hookerfurniture.com](http://hookerfurniture.com) to see matching pieces, more details and our full line of home office product.*

C



D



Top View



Visitor's Side



See page 38 for matching writing desk

## 72" EXECUTIVE OFFICE

### A. 5700-10563 Vintage West Executive Desk

Poplar and Hardwood Solids with Pecky Pecan Veneer, Resin, Decorative Nails and High Quality Bonded Leather  
 Center bonded leather writing surface, center drawer with drop-front for keyboard use, two drawers with one removable writing insert and pencil tray for use in either drawer and three slots with two removable dividers in each, two drawers with dividers, two locking file drawers with Pendaflex letter/legal filing system  
 Keyboard space: 26W x 16 1/2 - 19 1/2D x 1 3/4H (66 x 42 - 50 x 4 cm)  
 Knee space: 28W x 30 1/2D x 24 1/2H (71 x 77 x 62 cm)  
 72 1/2W x 37 1/2D x 31 1/4H (184 x 95 x 79 cm)

### B. 5700-30220 Vintage West Executive Desk Chair

Hardwood Solids  
 Seat and interior back: Stormy Weather leather  
 Exterior back: Biscuit fabric  
 27W x 33D x 47H (69 x 84 x 119 cm)

### C. 5700-10466 Vintage West Lateral File

Poplar and Hardwood Solids with Pecky Pecan Veneer and Resin  
 Two locking file drawers with pendeflex letter/legal filing system  
 40W x 22D x 32 1/4H (102 x 56 x 82 cm)

The Vintage West collection also offers matching bedroom, dining room and living room items.

*Please visit our website,  
[hookerfurniture.com](http://hookerfurniture.com) to see matching pieces, more details and our full line of home office product.*

A



Top View

B



C





## 72" EXECUTIVE OFFICE

- A. 5374-10467 Treviso Computer Credenza Hutch**  
 Spruce Solids with Rustic Pine Veneers  
 Two doors with one adjustable shelf behind each door, one adjustable wood frame glass shelf, one fixed shelf, one light controlled by a three-intensity touch switch, one task light  
 76 3/4W x 19D x 59H (195 x 48 x 150 cm)
- B. 5374-10464 Treviso Computer Credenza**  
 Spruce Solids with Rustic Pine Veneers  
 One charging station with two electrical outlets and two USB ports, one center drawer with dropt front for keyboard use, two utility drawers with three slots and two removable dividers, one pencil tray and one writing surface for use in either drawer, one utility drawer with three slots and two removable dividers, one locking file drawer with Pendaflex letter/legal filing system, one door with breakaway pilaster, one adjustable shelf and one pull out printer tray behind  
 Keyboard Drawer: 25 1/4W x 15 3/4 - 17 1/4D x 2 1/2H (64 x 40 - 44 x 6 cm)  
 Knee Space: 27 1/4W x 22 1/2D x 24H (69 x 57 x 61 cm)  
 Printer Space with shelf in center position: 20W x 19 3/16D x 8 3/4H (51 x 49 x 22 cm)  
 Shelf inside printer compartment adjusts at 3 settings in 2" (5 cm) increments  
 74W x 26D x 30 1/2H (188 x 66 x 77 cm)
- C. 5374-10466 Treviso Lateral File**  
 Spruce Solids with Rustic Pine Veneers  
 Two locking file drawers with Pendaflex letter/legal file system  
 37W x 22 1/2D x 30 1/2H (94 x 57 x 77 cm)
- D. 5374-10563 Treviso Executive Desk**  
 Spruce Solids with Rustic Pine Veneers and High Quality Bonded Leather  
 Center bonded leather writing surface, center drawer with drop front for keyboard use, two utility drawers with three slots and two removable dividers, one pencil tray and one writing surface for use in either drawer, two locking utility drawers with three slots and two removable dividers, two locking file drawers with Pendaflex letter/legal filing system, one fixed shelf in kneehole area  
 Keyboard Drawer: 25 3/4W x 16 - 19 1/4D x 2 1/2H (65 x 41 - 49 x 6 cm)  
 Knee Space: 28D x 29D x 24 1/4H (71 x 74 x 62 cm)  
 72W x 36D x 30 1/2H (183 x 91 x 77 cm)

See page 37 for matching writing desk

A  
B



The Treviso collection also offers matching bedroom, dining room, living room and entertainment items.

*Please visit our website, [hookerfurniture.com](http://hookerfurniture.com) to see matching pieces, more details and our full line of home office product.*

C



D



Top View



Visitor's Side



See page 101 for matching bookcase  
See page 34 for matching writing desk

## 72" EXECUTIVE OFFICE

### A. 5323-10467 Tynecastle Computer Credenza Hutch

Poplar Solids and Figured Alder Veneers  
Two doors with one adjustable shelf behind each, one adjustable wood frame glass shelf, one light controlled by a three-intensity touch switch, one task light  
73W x 17D x 55 1/2H (185 x 43 x 141 cm)

### B. 5323-10464 Tynecastle Computer Credenza

Poplar Solids and Figured Alder Veneers  
FC620 power bar with two electrical outlets, phone jack, high speed data ports and USB upstream and downstream. Also offers one electrical outlet and matching data, phone and USB port on the bottom, center drawer with drop front for keyboard use, two utility drawers with three slots and two removable dividers in each drawer and one writing slide and one pencil tray for use in either drawer, one locking file drawer with Pendaflex letter/legal filing system, one door with one adjustable shelf and one pullout printer tray behind  
Keyboard drawer: 25 3/4W x 13 1/4 - 17D x 3 1/4H (65 x 34 - 43 x 8 cm)  
Knee space: 26 5/8W x 21 1/2D x 24H (68 x 55 x 61 cm)  
Printer space with shelf in center setting:  
19W x 20D x 17 7/8H (48 x 51 x 45 cm)  
(5 shelf settings adjustable by 2 1/2" (6 cm))  
72W x 24D x 30 1/2H (183 x 61 x 77 cm)

### C. 5323-30220 Tynecastle Tilt Swivel Chair

Poplar Solids and Figured Alder Veneers with Leather  
Tilt swivel, pneumatic gas lift, casters, leather seat front and back of back  
25 3/4W x 30 3/4D x 44 1/2H (65 x 78 x 113 cm)

### D. 5323-10466 Tynecastle Lateral File

Poplar Solids and Figured Alder Veneers  
Two locking file drawers with Pendaflex letter/legal filing system; anti-tilt  
36W x 22D x 30 1/2H (91 x 56 x 77 cm)

### E. 5323-10563 Tynecastle Executive Desk

Poplar Solids and Figured Alder Veneers with High Quality Bonded Leather  
Center bonded leather writing surface, center drawer with drop front for keyboard use, two utility drawers with three slots and two removable dividers in each drawer and one writing slide and one pencil tray for use in either drawer, two utility drawers with three slots and two removable dividers in each drawer, two locking file drawers with Pendaflex letter/legal filing system  
Keyboard space: 26W x 16D x 3 1/2H (66 x 41 x 9 cm)  
Knee space: 26 3/4W x 28 5/8D x 24H (68 x 73 x 61 cm)  
72W x 36D x 30 1/2H (183 x 91 x 77 cm)





A  
B



C



D



E



Top View



Visitor's Side



## 72" EXECUTIVE OFFICE

### A. 5070-10467 Rhapsody Computer Credenza Hutch

Hardwood Solids, Pecan Veneers, Glass

Left side facing door with FC707 power bar that has three electrical outlets and one live USB port, one adjustable shelf and one fixed shelf; right side facing door with two adjustable shelves behind; one adjustable wood-framed glass shelf; one task light; one light controlled by a three-intensity touch switch

77 3/4W x 18 3/4D x 60H (197 x 48 x 152 cm)

### B. 5070-10464 Rhapsody Computer Credenza

Hardwood Solids, Pecan, Hickory, Ash, Black Walnut & Maple Veneers, Resin

FC620 power bar with two electrical outlets, phone jack, high speed data ports and USB upstream and downstream. Also offers one electrical outlet and matching data, phone and USB port on the bottom. Center drawer with drop front for keyboard use; two drawers with one removable writing insert and pencil tray for use in either drawer and three slots with two removable dividers in each drawer; one utility drawer with two removable dividers; one locking file drawer with Pendaflex letter/legal filing system; one door with one adjustable shelf and one printer pullout tray behind

Keyboard space: 25 9/16W x 10 5/16D x 2 3/4H (65 x 26 x 7 cm)

Knee space: 27 3/4W x 19 1/8D x 24H (70 x 49 x 61 cm)

Printer space without shelf: 17 7/8W x 18D x 16H (45 x 46 x 41 cm)

75W x 25D x 30 3/4H (190 x 64 x 78 cm)

### C. 5070-30220 Rhapsody Tilt Swivel Chair

Hardwood Solids, Leather, Aurora Ecru Fabric

Tilt swivel; pneumatic gas lift; casters; leather seat and fabric back  
29 1/4W x 31 3/4D x 48H (74 x 81 x 122 cm)

### D. 5070-10466 Rhapsody Lateral File

Hardwood Solids, Pecan, Hickory, Ash, Black Walnut & Maple Veneers

Two locking file drawers with Pendaflex letter/legal filing system  
39 1/2W x 22 1/2D x 30 3/4H (100 x 57 x 78 cm)

### E. 5070-10563 Rhapsody Executive Desk

Hardwood Solids, Pecan, Hickory, Ash, Black Walnut & Maple Veneers, Resin, High Quality Bonded Leather

Center bonded leather writing surface; center drawer with drop-front for keyboard use; two drawers with one removable writing insert and pencil tray for use in either drawer and three slots with removable dividers in each drawer; two utility drawers with three slots and two removable dividers; two locking file drawers with Pendaflex letter/legal filing system

Keyboard space: 25 5/8W x 20 1/2D x 2 3/4H (65 x 52 x 7 cm)

Knee space: 27 1/2W x 31 1/2D x 24 1/4H (70 x 80 x 62 cm)

74W x 40D x 31H (188 x 102 x 79 cm)

See page 34 for matching writing desk

See page 98 for matching bookcase



A  
B



C



D



E



Top View



Visitor's Side



E

A

C

B

See page 34 for matching writing desk  
 See page 107 for matching bookcase  
 See pages 62 & 63 for matching modular office

## 72" EXECUTIVE OFFICE

- A. 374-10-467 European Renaissance II Computer Credenza Hutch**  
 Hardwood Solids, Myrtle Burl, Clear Maple, Walnut & Cherry Veneers  
 Two doors, one adjustable shelf, one stationary shelf and charging station behind left door, two adjustable shelves behind right door; one wood-framed adjustable glass shelf and one stationary shelf in center; one canister light operated by three-intensity touch switch, task light; stained top.  
 79 1/4W x 19D x 59 1/2H (201 x 48 x 151 cm)
- B. 374-10-464 European Renaissance II Computer Credenza**  
 Hardwood Solids, Myrtle Burl, Clear Maple, Walnut & Cherry Veneers  
 Left pedestal with one file drawer with Pendaflex letter/legal filing system, one box drawer with removable dividers, and one box drawer with pencil tray and writing insert; pedestal lock; right pedestal with one box drawer with pencil tray and writing insert, one door opening to reveal one adjustable shelf and printer pullout on metal ball bearing slides; center drawer with drop-front for use with a keyboard; power bar in top with two grounded electrical outlets on top and one on bottom, phone jack, high speed data ports, and USB upstream and downstream (see page 140 for details). Levelers  
 Knee-hole space: 28W x 22 3/8D x 24 1/8H (71 x 57 x 61 cm)  
 Keyboard space: 25 1/2W x 13 1/2D x 2 5/8H (65 x 34 x 7 cm)  
 Printer space: 19 7/16W x 17 9/16D x 16 1/16 - 17 5/16H (50 x 44 x 41 - 44 cm)  
 76 1/4W x 26D x 31H (194 x 66 x 79 cm)
- C. 374-30-220 European Renaissance II Tilt Swivel Chair**  
 Hardwood Solids, Myrtle Burl, Clear Maple, Walnut & Cherry Veneers, with Vinyl seat and back  
 Tilt swivel, pneumatic gas lift; casters, assembly required.  
 23 1/2W x 28 3/4D x 42H (60 x 73 x 107 cm)
- D. 374-10-466 European Renaissance II Lateral File**  
 Hardwood Solids, Myrtle Burl, Clear Maple, Walnut & Cherry Veneers, Two locking file drawers with Pendaflex letter/legal file system on metal ball bearing slides, anti-tilt mechanism, finished top. Levelers  
 39 1/2W x 23D x 30 1/2H (100 x 58 x 77 cm)
- E. 374-10-562 European Renaissance II Executive Desk**  
 Hardwood Solids, Myrtle Burl, Clear Maple, Walnut & Cherry Veneers, Seven drawers on metal ball bearing slides include two file drawers with Pendaflex letter/legal filing system and center drawer with drop-front for use with a keyboard; two pullout writing slides; two pencil trays, dividers in middle drawer; left and right pedestal lock; levelers; base disassembles for delivery.  
 Knee-hole space: 27 7/8W x 30 1/8D x 24 5/16H (71 x 77 x 62 cm)  
 Keyboard space: 25 3/8W x 17 9/16D x 2 9/16H (64 x 44 x 6 cm)  
 73W x 37D x 30 1/2H (185 x 94 x 77 cm)

A  
B



C



D



E



Top View



Visitor's Side

## 66" EXECUTIVE OFFICE

Design, function, work space and organization are uppermost considerations in our collection of 66" executive home offices. With companion chairs and executive chairs, these furnishings have all the perks of an executive office while meeting smaller space requirements.



A. **5837-10467-85 Repose Hutch**

Rubberwood Solids with Mixed Random Cathedral White Oak Veneers  
Four drawers with wood-on-wood side drawer guides, two large fixed shelves with two partitions, one small fixed shelf with one partition, task light underneath bottom shelf, felt-lined bottom to prevent damage to credenza below

73 3/4W x 18D x 54 1/4H (187 x 46 x 138 cm)

B. **5837-10464-85 Repose Credenza**

Rubberwood Solids with Mixed Random Cathedral White Oak Veneers  
One door on right, one adjustable shelf and wire access behind door, three drawers on left, top left drawer has drop-in writing surface and removable partitions, left middle drawer has removable partitions, left bottom drawer is a file drawer, center drawer with drop-front and wire management groove on back of drawer for keyboard or laptop use, one drawer on right with removable partitions, full extension metal ball bearing drawer guides, back panel is ventilated behind door and has a grommet in center area for wire management, FC627 power bar with two electrical outlets and two USB ports, drawer lock on right side inside kneehole space

72W x 22D x 30 1/4H (183 x 56 x 77 cm)

C. **5837-10462-85 Repose Executive Desk**

Rubberwood Solids with Mixed Random Cathedral White Oak Veneers and Faux Leather  
Four drawers with side metal drawer guides, one lockable file drawer on left, one drop-front center drawer with wire groove in back of drawer from keyboard or laptop use, two drawers with removable partitions on the right, two open areas, modesty panel, faux leather inlay on top, small area behind center drawer to hold wires or battery packs

66W x 30D x 30 1/4H (168 x 76 x 77 cm)

D. **5837-10445-85 Repose Bookcase**

Rubberwood Solids with Mixed Random Cathedral White Oak Veneers

Four fixed shelves, semi-circle shaped shelves  
34W x 20D x 83 3/4H (86 x 51 x 213 cm)

A  
B



D



C



Top View



Visitor's Side



**A. 5447-10467 Archivist Computer Credenza Hutch**

Rubberwood Solids with Pecky Pecan Veneers  
Two doors with one adjustable shelf behind each, one adjustable wood framed glass shelf, one fixed wood shelf, one light controlled by a three-intensity touch switch, one task light, wire management.  
66 1/4W x 18D x 54H (168 x 46 x 137 cm)

**B. 5447-10464 Archivist Computer Credenza**

Rubberwood Solids with Pecky Pecan Veneer  
Top LSF drawer with two removable partitions, top RSF drawer has two removable dividers, one writing slide and one pencil tray, center drawer with drop front for keyboard use, two utility drawers with removable partitions, two locking file drawers with Pendaflex letter/legal filing system, FC627 power bar on top with electrical outlets and two USB ports  
Keyboard space: 25 7/8W x 13 - 16 7/8D x 2 7/8H (66 x 33 - 43 x 7 cm)  
Knee space: 26W x 12 3/4D x 24 1/4H (66 x 32 x 62 cm)  
66W x 22D x 30H (168 x 56 x 76 cm)

**C. 5447-10466 Archivist Lateral File**

Rubberwood Solids with Pecky Pecan Veneer  
Two locking file drawers with pendaflex letter/legal filing system.  
36W x 22D x 31 1/2H (91 x 56 x 80 cm)

**D. 5447-10563 Archivist Executive Desk**

Rubberwood Solids with Pecky Pecan Veneer  
Center bonded leather writing surface, center drawer with drop front for keyboard use, top LSF drawer with two removable partitions, top RSF drawer has two removable dividers, one writing slide and one pencil tray, two utility drawers, two locking file drawers with Pendaflex letter/legal filing system, wire management.  
Keyboard drawer: 25 5/8W x 16 - 19 1/4D x 2 7/8H (65 x 41 - 49 x 7 cm)  
Knee space: 26 1/2W x 25 1/2D x 24 1/4H (67 x 65 x 62 cm)  
66W x 32D x 30H (168 x 81 x 76 cm)

See page 98 for matching bookcase  
See page 21 for matching writing desk



A  
B



The Archivist collection also offers matching bedroom, dining room, living room and entertainment items.

*Please visit our website, [hookerfurniture.com](http://hookerfurniture.com) to see matching pieces, more details and our full line of home office product.*

C



D



Top View



Visitor's Side



## 66" EXECUTIVE OFFICE

### A. 5167-10467 Latitude Computer Credenza/Desk Hutch

Hardwood Solids and Walnut Veneers

Two wood-framed glass doors with metal grid and one adjustable shelf behind; one open area with one adjustable wood-framed glass shelf; three lights; one task light  
72W x 18D x 50H (183 x 46 x 127 cm)

### B. 5167-10464 Latitude Computer Credenza

Hardwood Solids and Walnut Veneers

FC620 power bar with two electrical outlets, phone jack, high speed data ports and USB upstream and downstream. Also offers one electrical outlet and matching data, phone and USB port on the bottom; center drawer with drop front for keyboard use; two utility drawers with one removable writing insert and pencil tray for use in either drawer, three slots and two removable dividers in each drawer; one utility drawer with three slots and two removable dividers; one locking file drawer with Pendaflex letter/legal filing system; one double hinged break away door with one adjustable shelf and one pullout printer tray behind

Keyboard space: 26 1/8W x 13 5/8 D x 2 3/8H (66 x 35 x 6 cm)

Knee space: 28W x 22 5/8D x 24 1/4H (71 x 57 x 62 cm)

Printer space: 14 1/2W x 18 9/16D x 16H (37 x 47 x 41 cm)

66W x 24D x 31H (168 x 61 x 79 cm)

### C. 5167-10466 Latitude Lateral File

Hardwood Solids and Walnut Veneers

Two locking file drawers with Pendaflex letter/legal filing system  
32W x 22D x 30H (81 x 56 x 76 cm)

### D. 5167-10562 Latitude Executive Desk

Hardwood Solids and Walnut Veneers

Center drawer with drop front for keyboard use; two utility drawers with one removable writing insert and pencil tray for use in either drawer, three slots and two removable dividers in each drawer; two utility drawers with three slots and two removable dividers in each drawer; two locking file drawers with Pendaflex letter/legal filing system

Keyboard space: 24 3/8W x 16 1/2D x 2 1/2H (62 x 42 x 6 cm)

Knee space: 27 7/8W x 27 1/2D x 24 1/8H (71 x 70 x 61 cm)

66W x 32D x 31H (168 x 81 x 79 cm)

See page 101 for matching bookcase

See page 56 for matching modular office





See page 60 for matching modular office  
See page 106 for matching bookcase

## 66" EXECUTIVE OFFICE

### A. 258-10-563 Cherry Creek Executive Desk

Hardwood Solids and Cherry Veneers with High Quality Bonded Leather, Lightly Distressed Clear Medium Brown  
Center bonded leather writing surface; center drawer with drop-front for keyboard use; two box drawers with dividers and removable pencil tray; two locking utility drawers with dividers; two locking file drawers take letter/legal files; two pullout writing slides; disassembles for delivery.  
Keyboard drawer: 27W x 21 1/8D x 2 5/8H (69 x 54 x 7 cm)  
Knee space: 29W x 25 1/4H (74 x 64 cm)  
66W x 36D x 31H (168 x 91 x 79 cm)

### B. 258-10-464 Cherry Creek Computer Credenza

Hardwood Solids and Cherry Veneers, Lightly Distressed Clear Medium Brown  
FC620 power bar with surge protector is accessible from the desk top, center keyboard drawer, and from underneath the unit; center drawer with drop-front for keyboard use; two pullout writing slides; two side utility drawers with removable dividers; one box drawer with dividers on left side; locking file drawer on left side takes letter/legal files; one center adjustable shelf; right side door has one pullout printer shelf and one adjustable shelf  
Keyboard Drawer: 24W x 11 1/8D x 1 3/4H (61 x 28 x 4 cm)  
Knee space: 25 7/8W x 20 5/16D x 26 1/4H (66 x 52 x 67 cm)  
Printer dimensions: 16 1/8W x 15 1/16D x 19 15/16H (41 x 38 x 51 cm)  
66W x 22D x 31H (168 x 56 x 79 cm)

### C. 258-70-416 Cherry Creek Lateral File

Hardwood Solids and Cherry Veneers, Lightly Distressed Clear Medium Brown  
Two locking file drawers with Pendaflex letter/legal file system on metal ball bearing slides, anti-tilt mechanism. Levelers. Finished top.  
32W x 22D x 31H (81 x 56 x 79 cm)

A



Top View

B



C



*Please visit our website,  
[hookerfurniture.com](http://hookerfurniture.com) to see matching pieces, more  
details and our full line of home office products.*

## BOOKCASES

What's the fastest way to tame your chaos? Why, that clutter is nothing a sturdy, stately and stylish bookcase can't handle. We've got many styles, sizes and finishes from which to select to create the most inviting home your books have ever known.

NEW



A

A



B

## BOOKCASES

- A. **6025-10443-90 Al Fresco Lettore Etagere**  
Poplar and Hardwood Solids with Oak Veneers  
Oyster finish  
Three fixed shelves  
52W x 18D x 90H (132 x 46 x 229 cm)
- B. **1620-10443-LTBR Urban Elevation Etagere**  
Poplar and Hardwood Solids with Maple Veneer  
and Metal  
Five fixed shelves  
52 1/2W x 16D x 86H (133 x 41 x 218 cm)
- C. **6960-10446-80 La Grange Lyons Etagere**  
Rubberwood and Hardwood Solids with Oak Veneer  
Wash Off finish  
Five fixed shelves, two drawers with wood on wood  
drawer guides, levelers  
50W x 18D x 84H (127 x 46 x 213 cm)
- D. **1672-10443-80 Amani Etagere**  
Poplar and Hardwood Solids with Pecan Veneer  
Twelve adjustable shelves, four at front of case  
and four each on left and right end of case,  
finished on all sides  
48W x 16D x 88H (122 x 41 x 224 cm)



C



D

A



## BOOKCASES

- A. **5841-10446-85 Apprentice Bookcase**  
 Rubberwood Solids with Quartered Hickory Veneers  
 Ten fixed shelves  
 30W x 14D x 76 1/4H (76 x 36 x 194 cm)
- B. **1654-10445-MTL American Life Crafted Bookcase**  
 Poplar and Hardwood Solids with Oak Veneer and Aluminum Sheet  
 Five fixed shelves, posts are metal wrapped  
 40D x 18D x 88H (102 x 46 x 224 cm)
- C. **5681-10445-MWD Bookcase**  
 Mango Wood and Iron  
 One drawer, four fixed shelves  
 30W x 16D x 80H (76 x 41 x 203 cm)
- D. **1600-10445-MTL1 Curata Bunching Bookcase**  
 Metal and Glass  
 One drawer, three fixed tinted glass shelves.  
 32W x 14D x 82H (81 x 36 x 208 cm)
- E. **1618-10445-DKW Roslyn County Etagere**  
 Poplar and Hardwood Solids with Black Walnut Veneer and Metal  
 Three fixed wood shelves, finished on all sides  
 34 1/2W x 16 1/2D x 80 1/4H (88 x 42 x 204 cm)



B



D



C



E



A





B

## BOOKCASES

- A. **5837-10445-85 Repose Bookcase**  
 Rubberwood Solids with Mixed Random Cathedral White Oak Veneers  
 Four fixed shelves, semi-circle shaped shelves  
 34W x 20D x 83 3/4H (86 x 51 x 213 cm)
- B. **500-50-934 Etagere**  
 Iron with Glass and Silver Leaf  
 Eight glass shelves  
 42W x 16D x 80H (107 x 41 x 203 cm)
- C. **5622-10445-WH Sophisticated Contemporary Bookcase**  
 Poplar and Hardwood Solids with Faux Shagreen and Polished Stainless Steel  
 One drawer with faux shagreen front, four adjustable shelves  
 32W x 16 1/2D x 78 1/4H (81 x 42 x 199 cm)
- D. **1641-10445-LTWD Rustic Glam Bookcase**  
 Rubberwood Solids with Quartered White Oak Veneers and Glass  
 Three wood framed adjustable glass shelves, one adjustable wood shelf,  
 one intensity touch light  
 40W x 16 3/4D x 78 1/4H (102 x 43 x 199 cm)



C



D

## BOOKCASES

### A. 1654-10443-DKW1 American Life Crafted Bookcase

Poplar and Hardwood Solids with Oak Veneer  
Five shelves, top shelf is adjustable wood-framed glass, 2nd, 3rd and 5th shelves are adjustable wood, 4th shelf is a fixed wood shelf, light with three-intensity touch switch  
42W x 16D x 84H (107 x 41 x 213 cm)

### B. 5447-10446 Archivist Bookcase

Rubberwood Solids with Pecky Pecan Veneer  
One adjustable wood framed glass shelf, two adjustable wood shelves, one adjustable wood shelf behind a pair of doors, one light controlled by three-intensity touch switch.  
42W x 18D x 85 1/2H (107 x 46 x 217 cm)

### C. 5070-10445 Rhapsody Bookcase

Hardwood Solids, Pecan Veneers, Glass, Metal  
One adjustable wood framed glass shelf; two adjustable wood shelves; two doors with one adjustable shelf behind; one light  
45 1/2W x 17 1/2D x 90H (116 x 44 x 229 cm)

### D. 5820-10443-84 Woodlands Etagere

Poplar and Hardwood Solids with Quartered Oak Veneers with Glass and Metal  
Five fixed metal framed glass shelves, levelers  
50W x 14D x 85 3/4H (127 x 36 x 218 cm)



A



B



C



D

A

A





## BOOKCASES

- A. **5167-10445 Latitude Bunching Bookcase**  
Hardwood Solids and Walnut Veneer  
Two adjustable shelves; two doors with one adjustable shelf behind  
32W x 16 1/4D x 80 1/2H (81 x 41 x 204 cm)
- B. **281-10-541 Brookhaven Left Bookcase**  
Hardwood Solids with Cherry Veneers  
Four adjustable shelves; one stationary shelf; levelers. Stained top.  
25 1/2W x 14 1/2D x 78H (65 x 37 x 198 cm)
- C. **281-10-545 Brookhaven Open Bookcase**  
Hardwood Solids with Cherry Veneers  
One canister light operated by touch switch; one adjustable wood-framed glass shelf; three adjustable shelves; one stationary shelf; levelers. Stained top.  
45W x 17 1/2D x 82 1/4H (114 x 44 x 209 cm)
- D. **281-10-542 Brookhaven Right Bookcase**  
Hardwood Solids with Cherry Veneers  
Four adjustable shelves; one stationary shelf; levelers. Stained top.  
25 1/2W x 14 1/2D x 78H (65 x 37 x 198 cm)
- E. **5323-10446 Tynecastle Bunching Bookcase**  
Poplar Solids and Figured Alder Veneer  
One adjustable wood frame glass shelf, one adjustable shelf, one door with one adjustable shelf behind, one light with three-intensity touch switch  
34W x 16D x 86H (86 x 41 x 218 cm)



NEW

A



## BOOKCASES

A. **6290-55100-80 Artist's Scaffold Wall**  
 Acacia Veneers and Metal Tube  
 Five fixed shelves, middle shelf has removable center section to allow for TV space, levelers  
 TV space opening with shelf removed:  
 65 1/2W x 36 1/2H (166 x 93 cm)  
 105W x 18D x 84H (267 x 46 x 213 cm)

B. **5677-10445-DKW Bookcase**  
 Mango Wood  
 52W x 14D x 82H (119 x 36 x 208 cm)

C. **500-50-980-99 Tall Bookcase**  
 Rubberwood Solids  
 Six drawers, twelve open areas for storage, fabric backpanel  
 63W x 16D x 84 1/4H  
 (160 x 41 x 214 cm)

D. **1609-10445-MWD Storia Bookcase**  
 Rubberwood and Hardwood Solids with Oak Veneer and Stainless Steel  
 One door, six fixed shelves  
 48W x 15D x 88H (122 x 38 x 224 cm)

E. **5183-10446 Palisade Bookcase**  
 Hardwood Solids with Sycamore Maple and Walnut Veneers  
 Three shelves; three locking file drawers with Pendaflex letter/legal filing system  
 60W x 21 3/4D x 80H (152 x 55 x 203 cm)







A

## BOOKCASES

- A. **388-10-422 Danforth Tall Bookcase**  
 Birch Solids with Cherry Veneers  
 Three adjustable shelves, one stationary shelf,  
 finished top, levelers.  
 32W x 16D x 78H (81 x 41 x 198 cm)
- B. **388-10-420 Danforth Low Bookcase**  
 Birch Solids with Cherry Veneers  
 One adjustable shelf; levelers; finished top.  
 32W x 16D x 30 1/2H (81 x 41 x 77 cm)
- C. **500-50-385 Black Bookcase**  
 Hardwood Solids and Veneers with Handpainting  
 Four adjustable shelves, one stationary shelf  
 36W x 14D x 84 1/2H (91 x 36 x 215 cm)



B





## BOOKCASES

- A. **258-70-450 Cherry Creek Wall End Unit Left/Right** (Two shown)  
 Hardwood Solids and Cherry Veneers  
 Three adjustable wood-framed glass shelves; one adjustable shelf; two stationary shelves; one light controlled by three intensity touch switch. Levelers. Stained top.  
 16 1/2W x 16 1/2D x 87H (42 x 42 x 221 cm)
- B. **258-70-446 Cherry Creek 32in. Wall Storage Cabinet** (Two shown)  
 Hardwood Solids and Cherry Veneers  
 Three adjustable wood-framed glass shelves; two bottom doors with one adjustable shelf behind; one light controlled by three intensity touch switch. Levelers. Stained top.  
 32W x 16 1/2D x 87H (81 x 42 x 221 cm)

- C. **258-70-448 Cherry Creek Wall Bookcase**  
 Hardwood Solids and Cherry Veneers  
 Six adjustable wood-framed glass shelves; two stationary shelves; two wood-framed doors open to reveal one adjustable shelf behind each door; two lights controlled by three intensity touch switch. Levelers. Stained top.  
 52W x 16 1/2D x 87H (132 x 42 x 221 cm)



**D. 374-10-450 European Renaissance II Wall End Unit Left/Right**  
(Two Shown) Hardwood Solids, Myrtle Burl, Clear Maple, Walnut & Cherry Veneers

One adjustable wood-framed glass shelf; three adjustable shelves; one fixed shelf; one light controlled by a three-intensity touch switch  
17W x 17D x 88H (43 x 43 x 224 cm)

**E. 374-10-446 European Renaissance II Door Bookcase 32-inch**  
Hardwood Solids, Myrtle Burl, Clear Maple, Walnut & Cherry Veneers  
One adjustable wood-framed glass shelf; two adjustable shelves; two doors with one adjustable shelf behind; one light controlled by a three-intensity touch switch  
32W x 17D x 88H (81 x 43 x 224 cm)

**F. 374-10-448 European Renaissance II Wall Bookcase 48-inch**  
Hardwood Solids, Myrtle Burl, Clear Maple, Walnut & Cherry Veneers  
Two adjustable wood-framed glass shelves; four adjustable shelves; two doors with one adjustable shelf behind each; one light controlled by a three-intensity touch switch  
48W x 17D x 88H (122 x 43 x 224 cm)

**G. 374-10-447 European Renaissance II Glass Door Bookcase**  
Hardwood Solids, Myrtle Burl, Clear Maple, Walnut & Cherry Veneers  
Two wood-framed beveled glass doors; one adjustable wood-framed glass shelf; two adjustable shelves; two doors with one adjustable shelf behind; one light controlled by a three-intensity touch switch  
32W x 17D x 88H (81 x 43 x 224 cm)

# DESK CHAIRS

Seated in style. Our desk chairs make your personal office look beautiful and feel even better. Design meets comfort in our chair styles.





**EC203-086 Dayton Executive Swivel Tilt Chair**  
 Saddlebag Coin (Aniline)  
 30 1/2W x 25 1/2D x 41 1/2 - 43H  
 Seat Width: 20  
 Seat Depth: 18 1/2  
 Seat height: 20 - 21 1/2  
 Arm Height: 25 - 26 1/2



**EC204 Tandy Executive Swivel Tilt Chair**  
 Bellagio Keats (Finished Top Grain)  
 26W x 25D x 37 - 40H  
 Seat Width: 18  
 Seat Depth: 17 1/2  
 Seat Height: 19 - 22  
 Arm Height: 26 - 29



**EC206-088 Kent Executive Swivel Tilt Chair**  
 Valencia Arroz (Aniline Top Grain)  
 27 1/2W x 29 1/2D x 38 1/2 - 40H  
 Seat Width: 21  
 Seat Depth: 29 1/2  
 Seat Height: 20 - 21 1/2  
 Arm Height: 24 1/2 - 26



**EC216 Merlin Executive Swivel Tilt Chair**  
 Empire Byzantine (Finished Top Grain)  
 28 3/4W x 30D x 45 3/4 - 48 3/4H  
 Seat Width: 18 1/4  
 Seat Depth: 18 3/4  
 Seat Height: 22 1/4 - 25 1/4  
 Arm Height: 27 - 30



**EC219-083 Rives Executive Swivel Tilt Chair**  
 Tianran Nature (Handwipe, Finished) and Light Brindle HOH  
 30W x 24D x 37 1/2 - 39 1/2H  
 Seat Width: 19 1/4  
 Seat Depth: 19 1/2  
 Seat Height: 18 - 20  
 Arm Height: 24 - 26



**EC245 Samuel Executive Swivel Tilt Chair**  
 James River Edgewood (Handwipe) (Semi-Aniline Top Grain)  
 28W x 34D x 44 - 47H  
 Seat Width: 21 1/2  
 Seat Depth: 21  
 Seat Height: 20 - 23  
 Arm Height: 25 1/2 - 28 1/2



**EC277 Gloria Executive Swivel Tilt Chair**  
 Derby Fairplex (Handwipe) (Finished Top Grain)  
 29 1/2W x 34 1/2D x 42 - 44H  
 Seat Width: 25  
 Seat Depth: 19 3/4  
 Seat Height: 20 3/4 - 22 3/4  
 Arm Height: 28 1/4 - 30 1/4



**EC278 Marcus Executive Swivel Tilt Chair**  
 James River Edgewood (Handwipe) (Semi-Aniline Top Grain)  
 27 1/4W x 33D x 42 1/4 - 45 1/4H  
 Seat Width: 17 1/2  
 Seat Depth: 20 1/2  
 Seat Height: 19 1/2 - 22 1/2  
 Arm Height: 26 1/4 - 29 1/4





**EC278-084 Harrelson Executive Swivel Tilt Chair**  
 Legendary Camel (Aniline)  
 27 1/4W x 33D x 42 1/4 - 45 1/4H  
 Seat Width: 18  
 Seat Depth: 20 1/2  
 Seat Height: 19 1/2 - 22 1/2  
 Arm Height: 26 1/4 - 29 1/4



**EC289 Sasha Executive Swivel Tilt Chair**  
 Padovanelle Mogano (Finished Top Grain)  
 26W x 25D x 37 - 40H  
 Seat Width: 18  
 Seat Depth: 17 1/2  
 Seat Height: 19 - 22



**EC292 Blarney Executive Swivel Tilt Chair**  
 Derby Prairie Meadow (Handwipe) (Finished Top Grain)  
 27 1/4W x 31 1/4D x 39 1/2 - 42 1/2H  
 Seat Width: 19 1/4  
 Seat Depth: 21 1/4  
 Seat Height: 19 - 22  
 Arm Height: 27 - 30



**EC292SC Blarney Executive Side Chair**  
 Derby Prairie Meadow (Handwipe) (Finished Top Grain)  
 27 1/4W x 32 1/2D x 40 1/4H  
 Seat Width: 19 1/4  
 Seat Depth: 21 1/4  
 Seat Height: 18 3/4  
 Arm Height: 27 1/2



**EC293 Kevin Executive Swivel Tilt Chair**  
James River Z-Dam (Handwipe) (Semi-Aniline Top Grain)  
28 1/2W x 38D x 48 - 51H  
Seat Width: 18 3/4  
Seat Depth: 20  
Seat Height: 22 1/2 - 25 1/2  
Arm Height: 27 1/2 - 30 1/2



**EC293-082 Kevin Executive Swivel Tilt Chair**  
Legendary Taupe (Aniline)  
28 1/2W x 38D x 48 - 51H  
Seat Width: 18 3/4  
Seat Depth: 20  
Seat Height: 22 1/2 - 25 1/2  
Arm Height: 27 1/2 - 30 1/2



**EC314-GM-049 Buttonwood Executive Swivel Tilt Chair with Metal Base**  
Celebrity Indigo (Semi-Aniline)  
31W x 25D x 35H  
Seat Width: 18 1/2  
Seat Depth: 20 1/4  
Seat Height: 19 - 22  
Arm Height: 25 1/2 - 28 1/2



**EC315-097 Forest Executive Swivel Tilt Chair**  
Smooth Move Iron (Semi-Aniline)  
27W x 25D x 36 - 38H  
Seat Width: 19 1/2  
Seat Depth: 17 1/2  
Seat Height: 19 - 22  
Arm Height: 25 - 27



**EC318-083 Malvot Executive Swivel Tilt Chair**  
Tianran Nature (Handwipe, Finished Top Grain)  
30 1/2W x 27 1/2D x 40 - 42H  
Seat Width: 19 1/2  
Seat Depth: 20  
Seat Height: 18 - 20  
Arm Height: 25 - 27



**EC360-087 Jenna Executive Swivel Tilt Chair**  
Sedona Junipine (Handwipe) (Semi-Aniline Top Grain)  
25 1/2W x 31 1/2D x 43 - 45H  
Seat Width: 18  
Seat Depth: 20  
Seat Height: 18 - 20  
Arm Height: 25 1/2 - 27 1/2



**EC362-201 Erin Executive Swivel Tilt Chair**  
Sedona Grand Piano (Handwipe) (Semi-Aniline Top Grain)  
33 1/2W x 35D x 49 - 51H  
Seat Width: 19  
Seat Depth: 20  
Seat Height: 21 1/2 - 23 1/2  
Arm Height: 28 - 30



**EC363-081 Eva Executive Swivel Tilt Chair**  
Caruso Sorrento (Finished Top Grain)  
26 1/2W x 30D x 28 1/2 - 30H  
Seat Width: 20  
Seat Depth: 20  
Seat Height: 20 - 21 1/2  
Arm Height: 26 - 27 1/2

NEW



**EC366-096 Lily Executive Swivel Tilt Chair**  
Wildwood Cannon (Semi-Aniline)  
29W x 30 1/2D x 39 - 40 1/2H  
Seat Width: 19 1/2  
Seat Depth: 19 1/2  
Seat Height: 18 1/2 - 20  
Arm Height: 23 1/2 - 25



**EC378-089 Tucker Executive Swivel Tilt Chair**  
Old Saddle Fudge with Croc Accents (Aniline Top Grain)  
28 1/2W x 38D x 48 - 51H  
Seat Width: 18 3/4  
Seat Depth: 20  
Seat Height: 22 1/2 - 25 1/2  
Arm Height: 27 1/2 - 30 1/2



**EC379-081 Primm Executive Swivel Tilt Chair**  
Surreal Simone (Finished Top Grain)  
24 1/2W x 31D x 38 - 40H  
Seat Width: 24 1/2  
Seat Depth: 18 1/2  
Seat Height: 19 - 21  
Arm Height: 22 - 24



**EC379-083 Primm Executive Swivel Tilt Chair**  
Surreal Jarry (Finished Top Grain)  
24 1/2W x 31D x 38 - 40H  
Seat Width: 24 1/2  
Seat Depth: 18 1/2  
Seat Height: 19 - 21  
Arm Height: 22 - 24



**EC379-096 Primm Executive Swivel Tilt Chair**  
Alfresco Baca (Semi-Aniline Top Grain)  
24 1/2W x 31D x 38 - 40H  
Seat Width: 24 1/2  
Seat Depth: 18 1/2  
Seat Height: 19 - 21  
Arm Height: 22 - 24



**EC387-099 Wright Executive Swivel Tilt Chair**  
Carilion Tune (Aniline Top Grain)  
25 1/2W x 37D x 43 1/2 - 45 1/4H  
Seat Width: 19  
Seat Depth: 21  
Seat Height: 22 - 23 3/4  
Arm Height: 27 - 28 3/4



**EC389-085 Victoria Executive Swivel Tilt Chair**  
Halona Native (Aniline Top Grain)  
27W x 33 1/2D x 43 1/2 - 45 1/4H  
Seat Width: 19  
Seat Depth: 19 1/2  
Seat Height: 21 1/2 - 23 1/4  
Arm Height: 26 1/2 - 28 1/4



**EC392-088 Wilmer Executive Swivel Tilt Chair**  
Valencia Arroz (Aniline Top Grain)  
28W x 32 1/2D x 45 - 47H  
Seat Width: 19  
Seat Depth: 19  
Seat Height: 19 1/2 - 21 1/2  
Arm Height: 25 1/4 - 27 1/4



**EC403-085 Heidi Executive Swivel Tilt Chair**  
Sarzana Fortress (Handwipe, Finished Top Grain)  
25 1/2W x 28 1/2D x 35 - 37H  
Seat Width: 19 1/2  
Seat Depth: 19  
Seat Height: 19 - 21  
Arm Height: 20 - 22



**EC403-095 Heidi Executive Swivel Tilt Chair**  
Sarzana Castle (Handwipe, Finished Top Grain)  
25 1/2W x 28 1/2D x 35 - 37H  
Seat Width: 19 1/2  
Seat Depth: 19  
Seat Height: 19 - 21  
Arm Height: 20 - 22



**EC436-087 Bradley Executive Swivel Tilt Chair**  
Parthenon Temple (Aniline Top Grain)  
26 1/2W x 31D x 41 1/2 - 43 1/2H  
Seat Width: 18 1/2  
Seat Depth: 20 1/2  
Seat Height: 19 - 21  
Arm Height: 26 - 28



**EC438-089 Barker Executive Swivel Tilt Chair**  
Imperial Empire (Aniline Top Grain)  
29W x 25D x 35 - 37H  
Seat Width: 19  
Seat Depth: 19  
Seat Height: 21 - 23  
Arm Height: 25 - 27



**EC443-088 Dwight Executive Swivel Tilt Chair**  
Parthenon Temple (Aniline Top Grain)  
27 1/2W x 24 1/2D x 31 - 32 1/2H  
Seat Width: 17  
Seat Depth: 20  
Seat Height: 17 - 19 1/2  
Arm Height: 23 - 25 1/2



**EC447-084 Rosa Executive Swivel Tilt Chair**  
Aspen Lenado (Finished)  
25 1/2W x 28 1/2D x 35 - 36 1/2H  
Seat Width: 20  
Seat Depth: 20  
Seat Height: 19 - 20 1/2  
Arm Height: 24 1/2 - 26



**EC448-010 Katherine Executive Swivel Tilt Chair**  
Larkin Oat Fabric  
25W x 31 1/2D x 42 1/2 - 44H  
Seat Width: 18  
Seat Depth: 20  
Seat Height: 19 - 20 1/2  
Arm Height: 25 - 26 1/2



**EC448-087 Katherine Executive Swivel Tilt Chair**  
Kingston Eden (Aniline Top Grain) with Dark Brindle HOH  
25W x 31 1/2D x 42 1/2 - 44H  
Seat Width: 18  
Seat Depth: 20  
Seat Height: 19 - 20 1/2  
Arm Height: 25 - 26 1/2



**EC448-097 Katherine Executive Swivel Chair**  
 Legendary Graphite (Aniline) with Black & White HOH  
 25W x 31 1/2D x 42 1/2 - 44H  
 Seat Width: 18  
 Seat Depth: 20  
 Seat Height: 19 - 20 1/2  
 Arm Height: 25-28



**EC451-087 Cindy Executive Swivel Tilt Chair**  
 Woodward Channel (Aniline Top Grain)  
 27W x 30D x 42 - 43 1/2H  
 Seat Width: 18  
 Seat Depth: 19  
 Seat Height: 20 - 21 1/2  
 Arm Height: 25 - 26 1/2



**EC464-088 Kara Executive Swivel Tilt Chair**  
 Balmoral Gordon (Aniline Top Grain)  
 25 1/2W x 31 1/2D x 39 1/2 - 41 1/2H  
 Seat Width: 18 1/2  
 Seat Depth: 19  
 Seat Height: 20 - 22  
 Arm Height: 26 - 28



**EC475-082 Patty Executive Swivel Tilt Chair**  
 Aspen Hearthstone (Finished)  
 30 1/2W x 25 1/2D x 38 - 40H  
 Seat Width: 20  
 Seat Depth: 20  
 Seat Height: 19 1/2 - 21 1/2  
 Arm Height: 21 1/2 - 23 1/2H





**EC483-079 Lynn Executive Swivel Tilt Chair**

Caruso Naples (Finished Top Grain)

23W x 30D x 40 - 42H

Seat Width: 19

Seat Depth: 19 1/2

Seat Height: 20 - 22



**EC483-083 Lynn Executive Swivel Tilt Chair**

Caruso Falvo (Finished Top Grain)

23W x 30D x 40 - 42H

Seat Width: 19

Seat Depth: 19 1/2

Seat Height: 20 - 22



**EC491-097 Ivy Executive Swivel Tilt Chair**

Poetic License Granite (Handwipe, Aniline Top Grain)

32W x 26D x 41 - 43H

Seat Width: 20

Seat Depth: 19

Seat Height: 21 - 23

Arm Height: 25 - 27



**EC506-080 Binx Executive Swivel Tilt Chair**

Chateau Linen Fabric

24 1/2W x 28D x 34 - 36H

Seat Width: 18 1/2

Seat Depth: 19

Seat Height: 19 - 21

Arm Height: 25 1/2 - 27 1/2



**EC506-084 Binx Executive Swivel Tilt Chair**  
Legendary Camel (Aniline)  
24 1/2W x 28D x 34 - 36H  
Seat Width: 18 1/2  
Seat Depth: 19  
Seat Height: 19 - 21  
Arm Height: 25 1/2 - 27 1/2



**EC509-085 Haider Executive Swivel Tilt Chair**  
Easy Street Document (Finished)  
26W x 28D x 32 - 34H  
Seat Width: 19  
Seat Depth: 19 1/2  
Seat Height: 18 - 20  
Arm Height: 23 1/2 - 25 1/2



**EC510-087 Issey Executive Swivel Tilt Chair**  
Mojo Spell (Semi-Aniline)  
30W x 31D x 39 1/2 - 41 1/2H  
Seat Width: 20 1/2  
Seat Depth: 20  
Seat Height: 19 - 21  
Arm Height: 23 - 25



**EC551-037 Tycoon Executive Swivel Tilt Chair**  
Easy Street Sky (Finished); Metal Base  
29W x 34 1/2D x 42 1/2 - 44 1/2H  
Seat Width: 19 1/2  
Seat Depth: 21  
Seat Height: 19 1/2  
Arm Height: 25 1/2 - 27 1/2



**EC560-CH-040 Juliet Executive Swivel Tilt Chair**

Seal Fabric; Metal Base  
26W x 27 1/2D x 38 - 40H  
Seat Width: 22  
Seat Depth: 18 1/2  
Seat Height: 20 - 22



**EC562-083 Beckett Executive Swivel Tilt Chair**

Checkmate Pawn (Handwipe, Aniline Top Grain)  
26W x 32 1/2D x 45 - 45H  
Seat Width: 18 1/2  
Seat Depth: 17 1/2  
Seat Height: 20 - 22  
Arm Height: 26 1/2 - 28 1/2



**EC568-048 Claybrook Executive Swivel Tilt Chair**

Rock & Roll Oldham (Aniline Top Grain); Metal Base  
25 1/2W x 31 1/2D x 40 - 42H  
Seat Width: 19 1/2  
Seat Depth: 21  
Seat Height: 16 - 19  
Arm Height: 24 - 26



**EC570-089 Keaton Executive Swivel Tilt Chair**

Checkmate Board (Handwipe, Aniline Top Grain); Metal Base  
26W x 29D x 41 1/2 - 43 1/2H  
Seat Width: 18 1/2  
Seat Depth: 20  
Seat Height: 18 1/2 - 20 1/2  
Arm Height: 25 - 27



**EC574-097 Langston Executive Swivel Tilt Chair**  
Buckaroo Ranch (Aniline Top Grain)  
24 1/2W x 27 1/2D x 34 - 36H  
Seat Width: 19 1/2  
Seat Depth: 18  
Seat Height: 15 1/2 - 17  
Arm Height: 22 1/2 - 24 1/2



**EC591-CH-097 Wyatt Executive Swivel Tilt Chair**  
Memento Medal (Aniline Top Grain)  
28W x 22D x 33 - 35H  
Seat Width: 22  
Seat Depth: 19  
Seat Height: 17 - 19



**EC594-088 Theodore Executive Swivel Tilt Chair**  
Poetic License Tobacco (Handwipe, Aniline Top Grain)  
27 1/2W x 30 1/2D x 38 - 40H  
Seat Width: 18  
Seat Depth: 20  
Seat Height: 19 1/2 - 21 1/2  
Arm Height: 26 1/2 - 28 1/2



**EC700-095 Garrett Executive Swivel Tilt Chair**  
Empyrean Ash (Finished Top Grain)  
27W x 29 1/2D x 44 - 46H  
Seat Width: 19  
Seat Depth: 19  
Seat Height: 20 - 22  
Arm Height: 26 - 28



**1618-30220-DKW Roslyn County Tilt Swivel Chair**

Abbey Fabric  
25W x 31 1/2D x 42 - 45 1/2H  
Seat Width: 21 1/2  
Seat Depth: 30  
Seat Height: 19 1/4 - 22 3/4  
Arm Height: 23 1/2 - 27



**1650-30220-MWD Elon Swivel Desk Chair**

Cement Fabric; Metal Base  
24 1/2W x 25 3/4D x 33 3/4 - 35 3/4H  
Seat Width: 21  
Seat Depth: 19  
Seat Height: 20 1/4 - 22 1/4  
Arm Height: 27 - 29



**1654-30220-DKW1 American Life Crafted Desk Chair**

Bronx Fudge  
25W x 28 1/4D x 38 1/4 - 41 1/4H  
Seat Width: 24  
Seat Depth: 20  
Seat Height: 18 - 21  
Arm Height: 24 1/4 - 27 1/4



**281-30-220 Brookhaven Desk Chair**

Leather  
23 1/2W x 28 3/4D x 42 - 45H  
Seat Width: 23 1/2  
Seat Depth: 21 1/3  
Seat Height: 19 - 22  
Arm Height: 25 3/4 - 28 3/4



**281-30-275 Brookhaven Tilt Swivel Chair**

Vinyl  
 22 3/4W x 24D x 42 1/4 - 46 1/4H  
 Seat Width: 17 1/2  
 Seat Depth: 17 1/2  
 Seat Height: 19 - 23  
 Arm Height: 25 3/4 - 29 3/4



**374-30-220 European Renaissance II Tilt Swivel Chair**

Vinyl  
 23 1/2W x 28 3/4D x 42 - 45H  
 Seat Width: 21 1/4  
 Seat Depth: 21 3/8  
 Seat Height: 19 5/8 - 22 5/8  
 Arm Height: 25 3/4 - 27 5/8



**5029-30220 Grandover Tilt Swivel Chair**

Bonded Leather  
 27W x 28 1/4D x 48 1/4 - 52 1/4H  
 Seat Width: 19 3/4  
 Seat Depth: 20 3/4  
 Seat Height: 19 1/4 - 23 1/4  
 Arm Height: 23 - 27



**5070-30220 Rhapsody Tilt Swivel Chair**

Aurora Ecru Fabric; Leather Seat  
 29 1/4W x 31 3/4D x 48H  
 Seat Width: 20 3/4  
 Seat Depth: 19 3/4  
 Seat Height: 20 1/2 - 23 1/2  
 Arm Height: 23 3/4 - 26 3/4



**5323-30220 Tynecastle Tilt Swivel Chair**

Leather

25 3/4W x 30 3/4D x 44 1/2 - 47 1/2H

Seat Width: 22

Seat Depth: 22 1/4

Seat Height: 19 5/8 - 22 5/8

Arm Height: 25 - 28



**5700-30220 Vintage West Executive Desk Chair**

Biscuit Fabric; Story Weather (Top Grain)

27W x 33D x 47 - 50H

Seat Width: 27

Seat Depth: 21

Seat Height: 19 - 22



**5198-30310 Desk Chair**

Hardwood Solids and Fabric

21W x 25 3/4D x 40H

Seat Width: 19

Seat Depth: 24 1/2

Seat Height: 19 1/2



**5199-30310 Desk Chair**

Hardwood Solids with Antique Mirror and Fabric

20 3/4W x 26D x 41 1/4H

Seat Width: 19 1/4

Seat Depth: 25 1/4

Seat Height: 16

# Features

---

## drop-front drawers



This functional keyboard also provides a perfect spot for your laptop computer and desk accessories. If the keyboard drawer is left in the upright position, you can use it as a storage drawer for office essentials.

## grommets



Executive desks feature decorative metal cord grommets on the ends to help you keep cords and cables organized.

## lighting



Most hutches and computer cabinets feature a task light or other lighting to illuminate the work surface.

## high quality bonded leather



Hooker Furniture uses high quality bonded leather made from a minimum of 60% leather fibers for consistency, durability and environmental friendliness.

## charging stations



Many desks and hutches feature a charging station to give you a central location to charge cell phones, MP3 players and other small portable electronic devices.

## lateral files



Our file drawers take both letter or legal size files with 150 lb maximum capacity. Lateral files feature an anti-tilt mechanism to prevent tip over. Most file drawers feature locks for added security.



## printer pullout trays



Most of our Executive Computer Credenzas feature a door with a shelf and printer storage behind. The printer is placed on a convenient pullout-tray for easy access.

## organizing



Many of the top left and right drawers on our Computer Credenza and Executive Desks feature a drop in writing slide and organizing box for pencils, paper clips and more!

## power port



Our executive credenzas and modular credenzas feature a power bar hidden under a lid that pops open on the desk top.

# Quality

## Drawer Construction & Operation

- Full height, full depth and full width drawers for maximum storage capacity.
- All drawers have strong, time-tested English or French dovetail construction, for years of problem-free use.
- Plywood drawer bottoms are attached to plywood drawer sides for strength and durability

## Quality From Start To Finish

Of all the aspects of wood furniture, the finish most visibly reflects its character, quality and style. While the finish is one of the last things we do, it's the first thing you see. That's why at Hooker, we utilize a multiple-step finish process of up to 16 finish steps. This results in an unsurpassed clarity, depth and color richness and durability to our finishes. Through hand-craftsmanship such as rubbing and padding, our finishes "feel" as good as they look, with a smoothness that is delightful to the touch.

## Wood & Veneer Construction

Many of our furniture items are constructed of hardwood solids and veneers or hand-painted finishes over durable wood products such as medium density fiberboard (MDF) and particle board. MDF and particle board are used in quality furniture for areas that need to be stable, such as large surfaces. These durable wood products do not expand and contract with heat and cold and do not absorb moisture as much as solid wood, which results in stronger and longer-lasting furniture. Due to a wide variety of wood species and decorative designs used in our furniture styles, variations in construction are possible.

# index

060-10-460 Desk.....	44	374-10-464 Computer Credenza.....	82	1618-30220-DKW Tilt Swivel Chair.....	6, 123
258-10-464 Computer Credenza.....	90	374-10-466 Lateral File.....	82	1620-10443-LTBR Etagere.....	93
258-10-563 Executive Desk.....	90	374-10-467 Computer Credenza Hutch.....	82	1641-10445-LTWD Bookcase.....	11, 97
258-70-416 Lateral File.....	60, 90	374-10-562 Executive Desk.....	82	1641-10458-LTWD Leg Desk.....	11
258-70-417 Open Hutch.....	60	374-30-220 Tilt Swivel Chair.....	82, 124	1641-10459-LTWD Trestle Desk.....	11
258-70-424 Partner Desk.....	60	374-55-482 Entertainment Console 62 inch.....	62	1641-10464-LTWD Credenza.....	11
258-70-436 Wall Desk.....	60	374-55-582 Entertainment Console Hutch.....	63	1650-10052-MWD Lift Desk.....	46, 51
258-70-437 Wall Desk Hutch.....	60	388-10-364 Open Credenza.....	54	1650-10104-MWD Desk Base.....	51
258-70-444 22" Wall Storage Cabinet.....	61	388-10-412 Mobile File.....	54	1650-10164-MWD 64in. Desk Top.....	51
258-70-446 32" Wall Storage Cabinet.....	61, 106	388-10-420 Low Bookcase.....	104	1650-10174-MWD 74in. Desk Top.....	51
258-70-447 32" Wall Curio Cabinet.....	61	388-10-422 Tall Bookcase.....	104	1650-10245-MWD Bunching Short Bookcase.....	51
258-70-448 Wall Bookcase.....	61, 106	388-10-458 Executive Leg Desk.....	54	1650-10246-MWD Desk Pedestal.....	51
258-70-449 Corner Wall Mount.....	61	388-10-484 Corner Unit.....	54	1650-10418-MWD Two-Door Cabinet.....	51
258-70-450 Wall End Unit.....	60, 106	434-10-158 Ball & Claw Desk.....	25	1650-10431-MWD Corner Desk.....	51
281-10-309 Computer Cabinet.....	57	434-10-466 Lateral File.....	25	1650-10466-MWD Lateral File.....	51
281-10-401 Brookhaven Drawer Desk.....	42	436-10-158 Writing Desk.....	40	1650-30220-MWD Swivel Desk Chair.....	51, 123
281-10-410 Computer Desk.....	58	500-50-385 Black Bookcase.....	104	1654-10364-DKW1 Leg Desk Credenza.....	53
281-10-411 Peninsula Desk.....	58	500-50-934 Etagere.....	97	1654-10443-DKW1 Bookcase.....	98
281-10-412 Mobile File.....	58	500-50-980-99 Tall Bookcase.....	102	1654-10445-MTL Bookcase.....	94
281-10-416 Lateral File.....	58	638-10005 Architectural Writing Desk.....	40	1654-10458-DKW1 Leg Desk.....	53
281-10-417 Open Hutch.....	58	638-10006 Fluted Kidney Desk.....	38	1654-10464-DKW1 Computer Credenza.....	66
281-10-419 Door Hutch.....	58	638-10019-GRY Dixon Writing Desk.....	27	1654-10466-DKW1 Lateral File.....	66
281-10-422 Tall Bookcase.....	58	638-10024-GRY Dixon Lateral File.....	27	1654-10467-DKW1 Computer Credenza Hutch.....	66
281-10-453 Executive "L" with Right Return.....	59	638-50003 Bennett Writing Desk.....	27	1654-10563-DKW1 Executive Desk.....	66
281-10-458 Leg Desk.....	40	638-50034-00 Greta Writing Desk.....	32	1654-30220-DKW1 Desk Chair.....	123
281-10-467 Hutch.....	72	638-50053 Palladium Writing Desk.....	38	1672-10443-80 Etagere.....	93
281-10-541 Left Bookcase.....	101	638-50133 Bennett X-Base Lateral File.....	27	5029-10460 Desk.....	44
281-10-542 Right Bookcase.....	101	1600-10412-DKW Mobile File.....	55	5029-10466 Lateral File.....	44
281-10-545 Open Bookcase.....	101	1600-10445-MTL1 Bunching Bookcase.....	94	5029-30220 Tilt Swivel Chair.....	44, 124
281-10-564 Credenza.....	72	1600-10453-DKW Two Piece Desk Group.....	55	5070-10445 Bookcase.....	98
281-10-566 Lateral File.....	72	1600-10458-DKW Writing Desk.....	38	5070-10459 Writing Desk.....	34
281-10-583 Executive Desk.....	72	1600-10459-MWD Leg Desk.....	32	5070-10464 Computer Credenza.....	80
281-30-220 Desk Chair.....	123	1600-10464-DKW Wall Desk.....	55	5070-10466 Lateral File.....	80
281-30-275 Tilt Swivel Chair.....	124	1600-10468-DKW Short L/R Freestanding Desk.....	55	5070-10467 Computer Credenza Hutch.....	80
299-10-301 Kneehole Desk.....	44	1600-10473-DKW Tall L/R Freestanding Desk.....	46, 55	5070-10563 Executive Desk.....	80
374-10-416 Lateral File.....	63	1609-10416-MWD Lateral File.....	9	5070-30220 Tilt Swivel Chair.....	80, 124
374-10-417 Open Hutch.....	62	1609-10445-MWD Bookcase.....	9, 102	5082-10301 Knee-hole Desk.....	42
374-10-419 Door Hutch.....	63	1609-10458-MWD Writing Desk.....	9	5085-10442 Leg Desk.....	37
374-10-424 Peninsula Desk Complete.....	63	1610-10412-EGLO Mirrored Lateral File.....	16	5085-10458 Leg Desk.....	37
374-10-434 Computer Credenza.....	63	1610-10445-MTL Bunching Etagere.....	16	5167-10412 Mobile File.....	56
374-10-436 Wall Desk.....	62	1610-10466-GRY Lateral File.....	16	5167-10445 Bunching Bookcase.....	101
374-10-444 Wall Storage Cabinet 22 inch.....	62	1610-10458-EGLO Mirrored Writing Desk.....	16	5167-10464 Computer Credenza.....	88
374-10-446 Door Bookcase 32 inch.....	62, 107	1610-10459-MULTI Leg Desk.....	16	5167-10466 Lateral File.....	88
374-10-447 Glass Door Bookcase.....	62, 107	1610-35001-GRY Upholstered Host Chair.....	16	5167-10467 Computer Credenza/Desk Hutch.....	56, 88
374-10-448 Wall Bookcase 48 inch.....	107	1610-35002-GRY Upholstered Side Chair.....	16	5167-10478 Left/Right Return.....	56
374-10-449 Corner Wall Mount.....	62	1618-10445-DKW Etagere.....	6, 94	5167-10479 Desk.....	56
374-10-450 Wall End Unit.....	62, 107	1618-10459-DKW Trestle Desk.....	6	5167-10562 Executive Desk.....	88
374-10-459 Writing Desk.....	34	1618-10466-DKW Lateral File.....	6	5183-10446 Bookcase.....	102

5183-10458 Writing Desk.....	38	5805-10458-85 Writing Desk.....	30	EC360-087 Jenna Executive Swivel Tilt Chair.....	113
5198-10458 Writing Desk.....	23	5820-10443-84 Etagere.....	98	EC362-201 Erin Executive Swivel Tilt Chair.....	113
5198-10466 Lateral File.....	23	5820-10458-84 Writing Desk.....	34	EC363-081 Eva Executive Swivel Tilt Chair.....	113
5198-30310 Desk Chair.....	23, 125	5837-10445-85 Bookcase.....	84, 97	EC366-096 Lily Executive Swivel Tilt Chair.....	114
5199-30310 Desk Chair.....	125	5837-10462-85 Executive Desk.....	84	EC378-089 Tucker Executive Swivel Tilt Chair.....	114
5281-10458 Mirrored Writing Desk.....	25	5837-10464-85 Credenza.....	84	EC379-081 Primm Executive Swivel Tilt Chair.....	114
5281-10466 Mirrored Lateral File.....	25	5837-10467-85 Hutch.....	84	EC379-083 Primm Executive Swivel Tilt Chair.....	114
5323-10446 Bunching Bookcase.....	101	5841-10446-85 Bookcase.....	49, 94	EC379-096 Primm Executive Swivel Tilt Chair.....	115
5323-10459 Writing Desk.....	34	5841-10464-85 Office Console.....	49	EC387-099 Wright Executive Swivel Tilt Chair.....	115
5323-10464 Computer Credenza.....	78	5841-10466-85 Lateral File.....	49	EC389-085 Victoria Executive Swivel Tilt Chair.....	115
5323-10466 Lateral File.....	78	5841-10467-85 Console Hutch.....	49	EC392-088 Wilmer Executive Swivel Tilt Chair.....	115
5323-10467 Computer Credenza Hutch.....	78	5841-10563-85 Jr Executive Desk.....	49	EC403-085 Heidi Executive Swivel Tilt Chair.....	116
5323-10563 Executive Desk.....	78	5869-10458-95 Manuscript 60in Writing Desk.....	28	EC403-095 Heidi Executive Swivel Tilt Chair.....	116
5323-30220 Tilt Swivel Chair.....	78, 125	5940-10458-80 Granada Writing Desk.....	32	EC436-087 Bradley Executive Swivel Tilt Chair.....	116
5374-10459 Writing Desk.....	37	5960-10446-MULTI Bunching Bookcase.....	19, 68	EC438-089 Barker Executive Swivel Tilt Chair.....	116
5374-10464 Computer Credenza.....	76	5960-10458-MULTI Lytle Writing Desk.....	19	EC443-088 Dwight Executive Swivel Tilt Chair.....	117
5374-10466 Lateral File.....	76	5960-10466-MULTI Leming Lateral File.....	19, 68	EC447-084 Rosa Executive Swivel Tilt Chair.....	117
5374-10467 Computer Credenza Hutch.....	76	5960-10482-MULTI Boerne Ranch Mngrs Desk.....	40	EC448-010 Katherine Executive Swivel Tilt Chair.....	117
5374-10563 Executive Desk.....	76	5960-10563-MULTI St. Hedwig Executive Desk.....	68	EC448-087 Katherine Executive Swivel Tilt Chair.....	117
5381-10464 Computer Credenza.....	70	5960-75400-BLK Comfort Uph Arm Chair.....	19	EC448-097 Katherine Executive Swivel Tilt Chair.....	118
5381-10466 Lateral File.....	70	6005-10458-85 Vera Cruz Writing Desk.....	30	EC451-087 Cindy Executive Swivel Tilt Chair.....	118
5381-10562 Executive Desk.....	70	6025-10443-90 Lettore Etagere.....	93	EC464-088 Kara Executive Swivel Tilt Chair.....	118
5447-10446 Bookcase.....	21, 98	6025-10458-02 Arturo Writing Desk.....	28	EC475-082 Patty Executive Swivel Tilt Chair.....	118
5447-10458 Writing Desk.....	21	6101-10458-02 Writing Desk.....	30	EC483-079 Lynn Executive Swivel Tilt Chair.....	119
5447-10464 Computer Credenza.....	86	6102-10458-80 Writing Desk.....	30	EC483-083 Lynn Executive Swivel Tilt Chair.....	119
5447-10466 Lateral File.....	86	6202-10458-DKW Desk.....	28	EC491-097 Ivy Executive Swivel Tilt Chair.....	119
5447-10467 Computer Credenza Hutch.....	86	6290-55100-80 Artist's Scaffold Wall.....	102	EC506-080 Binx Executive Swivel Tilt Chair.....	119
5447-10563 Executive Desk.....	86	6960-10446-80 Lyons Etagere.....	64, 93	EC506-084 Binx Executive Swivel Tilt Chair.....	120
5621-10412-MWD Mobile File.....	15	6960-10458-80 Alexander Writing Desk.....	32	EC509-085 Haider Executive Swivel Tilt Chair.....	120
5621-10445-MWD Bookcase.....	15	6960-10466-89 Warrenton Lateral File.....	64	EC510-087 Issey Executive Swivel Tilt Chair.....	120
5621-10460-MWD Writing Desk.....	15	6960-10563-89 San Felipe Executive Desk.....	64	EC551-037 Tycoon Executive Swivel Tilt Chair.....	120
5621-10466-MWD Lateral File.....	15	EC203-086 Dayton Executive Swivel Tilt Chair.....	109	EC560-CH-040 Juliet Executive Swivel Tilt Chair.....	13, 121
5622-10445-WH Bookcase.....	13, 97	EC204 Tandy Home Office Chair.....	109	EC562-083 Beckett Executive Swivel Tilt Chair.....	121
5622-10460-WH Writing Desk.....	13	EC206-088 Kent Executive Swivel Tilt Chair.....	109	EC568-048 Claybrook Executive Swivel Tilt Chair.....	121
5622-10466-WH Lateral File.....	13	EC216 Merlin Home Office Chair.....	109	EC570-089 Keaton Executive Swivel Tilt Chair.....	121
5677-10445-DKW Bookcase.....	102	EC219-083 Rives Executive Swivel Tilt Chair.....	110	EC574-097 Langston Executive Swivel Tilt Chair.....	122
5681-10445-MWD Bookcase.....	5, 94	EC245 Samuel Executive Swivel Tilt Chair.....	110	EC591-CH-097 Wyatt Executive Swivel Tilt Chair.....	122
5681-10458-MWD Writing Desk.....	5	EC277 Gloria Executive Swivel Tilt Chair.....	110	EC594-088 Theodore Executive Swivel Tilt Chair.....	122
5681-10466-MWD Lateral File.....	5	EC278 Marcus Executive Swivel Tilt Chair.....	110	EC700-095 Garrett Executive Swivel Tilt Chair.....	122
5699-10458-85 Astley Chevron Writing Desk.....	37	EC278-084 Harrelson Executive Swivel Tilt Chair.....	111		
5700-10458 Accent Desk.....	38	EC289 Sasha Executive Swivel Tilt Chair.....	111		
5700-10466 Lateral File.....	74	EC292 Blarney Executive Swivel Tilt Chair.....	111		
5700-10563 Executive Desk.....	74	EC292SC Blarney Executive Side Chair.....	111		
5700-30220 Executive Desk Chair.....	74, 125	EC293 Kevin Executive Swivel Tilt Chair.....	112		
5751-10416-99 Mobile File.....	3	EC293-082 Kevin Executive Swivel Tilt Chair.....	112		
5751-10458-95 Writing Desk.....	28	EC314-GM-049 Buttonwood Exec Swivel Tilt Chair.....	112		
5751-10459-99 Lift-Lid Writing Desk.....	3, 46	EC315-097 Forest Executive Swivel Tilt Chair.....	112		
5795-10458-91 Writing Desk.....	32	EC318-083 Malvot Executive Swivel Tilt Chair.....	113		



See page 108 for all desk chairs



Headquartered in Martinsville, Va., Hooker Furniture employs approximately 600 people at our Virginia and North Carolina locations. Our high-fashion custom upholstery by Sam Moore Furniture is manufactured in Bedford, Va., and our upscale leather upholstery line is manufactured in Hickory, N.C. by Bradington-Young. Our designers travel the world to find artisans and craftsmen who uniquely possess the necessary skills to meet our high quality standards.

We strive to provide an accurate representation of our finishes but due to changes in lighting and printing limitations, some color variation is possible. To determine the exact color of a finish, we suggest you visit a Hooker Furniture Retailer to see the actual product.

**HOOKER®**  
— FURNITURE —

hookerfurniture.com



Hooker Furniture strives to make the world a better place to live through leadership in all of our business practices. To learn more about our commitment to environmental stewardship, visit: [www.hookerfurniture.com/environmentalstewardship.inc](http://www.hookerfurniture.com/environmentalstewardship.inc)

2/20 lw, gvs 4k

