



C **ON** **TARDI**®

INDOOR



C'è una crepa in ogni cosa ed è da lì che entra la luce.
There is a crack in everything, that's how the light gets in.
(Leonard Cohen)

INDOOR

Indice alfabetico / *Alphabetical index*

A	ARCIPELAGO p.8 ATHENA p.14 AUDREY p.18
B	BACH p.24 BEAM p.28 BELLE p.32
C	CALYPSO SO p.36 CALYPSO SO XL p.42 CIRCUS p.46 CIRCUS LED p.50 CLESSIDRA p.54 COCO & COCONETTE p.58 COCO MEGA & COCO DELUXE p.62 CORNELIA p.68 COUTURE NEW p.74 CRYSTAL p.78 CUBE p.82
D	DMNA p.86 DORIAN p.94 DUOS p.100
E	ECLISSE p.104
F	FLEXILED p.108 FRAME p.114
G	G+T p.120
J	JOSEPHINE p.130
K	KUBRIC p.138

L	LALA p.144
M	MME BUTTERFLY p.148 MANHATTAN p.152 MELANOCETUS p.156 MESSALINA p.162 MIKADO p.168 MUSE LANTERN p.180
O	ONGO p.186 OOPS p.192
Q	QUADRA NEW p.196
R	RECESSED p.204 RESETTE p.208 RETTANGOLA NEW p.212
S	SATOR #2 p.216 SOLITARIO p.220 STARDUST p.234
T	TATA p.238 TIMELESS p.242 TREASURE p.246
U	UFFZI p.252 UP p.258
V	VEGAS p.264

Le immagini sono inserite al solo scopo illustrativo. Le nostre finiture sono il risultato di processi molto delicati di lavorazione artigianale. Piccole differenze e imperfezioni non devono essere considerate difetti ma caratteristiche tipiche del prodotto, nonché garanzia di alta qualità ed unicità.

Images are for illustrative purpose only. Our finishes are the result of very delicate handcraft processes. Small differences and imperfections should not be considered as defects but as specific traits of the products, as well as the guarantee of their high quality and uniqueness.

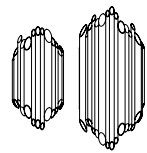
INDOOR

Indice per tipologia / *Category index*

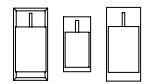


AP - LAMPADA A PARETE / *WALL LAMP*

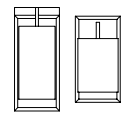
(*Lampada da lettura / *Reading light*)



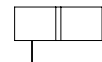
BACH
p.24



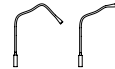
COCO & COCONETTE
p.58



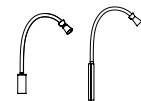
COCO MEGA & DELUXE
p.62



DUOS
p.100



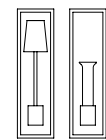
FLEXILED
p.108



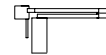
G+T
p.120



JOSEPHINE
p.130



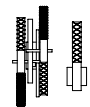
LALA
p.144



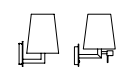
MANHATTAN
p.152



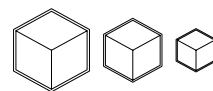
MESSALINA
p.162



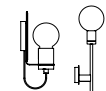
MKADO
p.168



QUADRA NEW
p.196



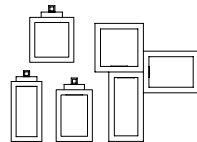
SATOR #2
p.216



SOLITARIO
p.220



TATA
p.238



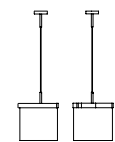
UFRZI
p.252



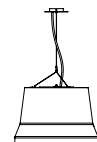
UP
p.258



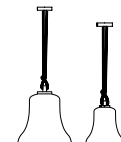
SO - LAMPADA A SOSPENSIONE / *SUSPENSION LAMP*



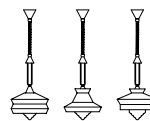
ARCIPELAGO
p.8



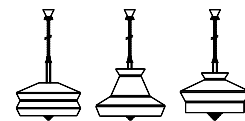
AUDREY
p.18



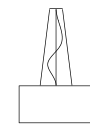
BELLE
p.32



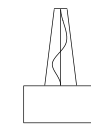
CALYPSO SO
p.36



CALYPSO SO XL
p.42



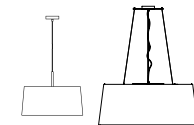
CIRCUS
p.46



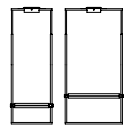
CIRCUS LED
p.50



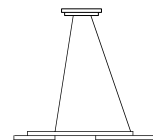
CORNELIA
p.68



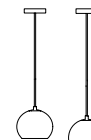
DIVINA
p.86



DORIAN
p.94



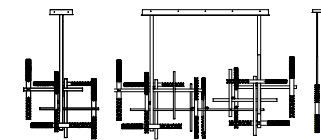
ECLISSE
p.104




KUBRIC
p.138



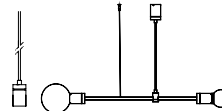
MESSALINA
p.162



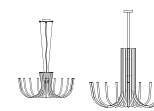
MIKADO
p.168



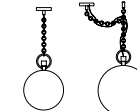
MUSE LANTERN
p.180



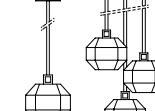
SOLITARIO
p.220



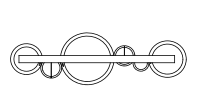
STARDUST
p.234



TIMELESS
p.242



TREASURE
p.246



VEGAS
p.264



PL - PLAFONIERA / *CEILING LAMP*



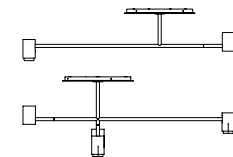
CIRCUS
p.46



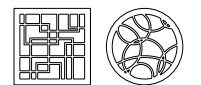
CIRCUS LED
p.50



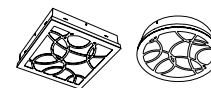
DORIAN
p.94



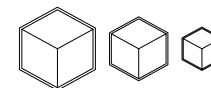
MELANOCETUS
p.156



RECESSED
p.204



RESETTE
p.208



SATOR #2
p.216

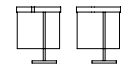


SOLITARIO
p.220

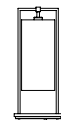


TA - LAMPADA DA TAVOLO / TABLE LAMP

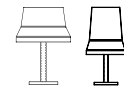
(*Lampada da lettura / Reading light)



AROIPELAGO
p.8



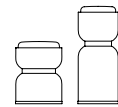
ATHENA
p.14



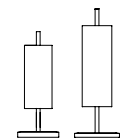
AUDREY
p.18



BEAM
p.28




CLESSIDRA
p.54



COCO MEGA & DELUXE
p.62



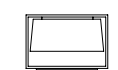
COUTURE NEW
p.74



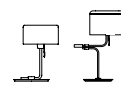
CRYSTAL
p.78



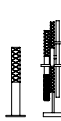
DIMNA
p.86




FRAME
p.114




JOSEPHINE
p.130



MIKADO
p.168



MUSE LANTERN
p.180



ONGO
p.186



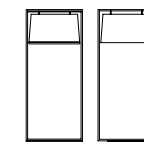
QUADRA NEW
p.196



DORIAN
p.94




FLEXLED
p.108



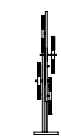
FRAME
p.114



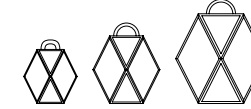
JOSEPHINE
p.130



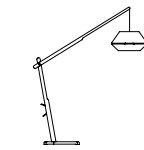
MME BUTTERFLY
p.148



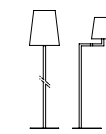
MIKADO
p.168



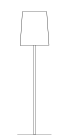
MUSE LANTERN
p.180



OOPS
p.192



QUADRA NEW
p.196



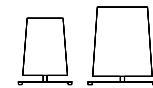
RETTANGOLA NEW
p.212



TATA
p.238



UP
p.258



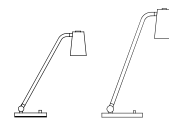
RETTANGOLA NEW
p.212



TREASURE
p.246



UFFZI
p.252

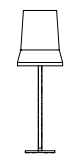


UP
p.258



FL - LAMPADA DA TERRA / FLOOR LAMP


(*Lampada da lettura / Reading light)



AUDREY
p.18



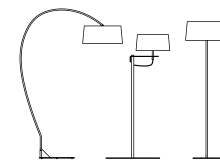
BEAM
p.28



COUTURE NEW
p.74



CUBE
p.82



DIMNA
p.86



BATTERIA / BATTERY



G+T
p.120



ONGO
p.186

ARCIPELAGO

Servomuto



ARCIPELAGO TA

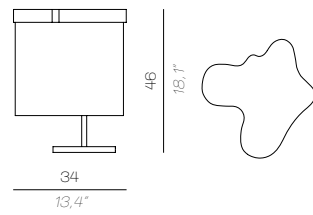


ARCIPELAGO SO

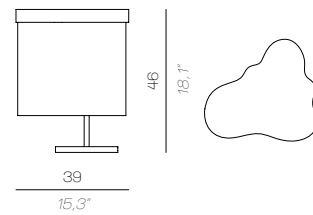


SPECIFICHE PRODOTTO / PRODUCT SPECIFICS

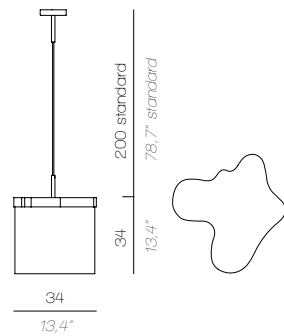
**ARCIPELAGO
TA MAIORCA**



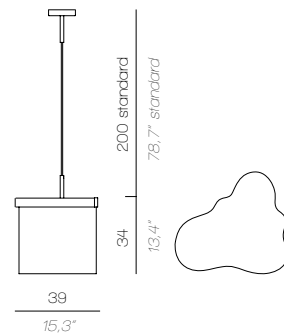
**ARCIPELAGO
TA MINORCA**



**ARCIPELAGO
SO MAIORCA**



**ARCIPELAGO
SO MINORCA**



STRUTTURA / FRAME



FRANGE / FRINGES



CAVO - INTERRUTTORE / CABLE - SWITCH

Tessuto nero
Black fabric

TA
Pulsante a tre intensità sulla base
Three step push switch on the base
H: 200 cm
H: 78,7"

SO
L: 200 cm
L: 78,7"

FONTE LUMINOSA / LIGHT SOURCE

○ Custom LED
1 X 18W
Custom LED
Lumen: 1.800
3.000 K; CRI: >90

DIMMERABLE / DIMMABLE

TA
Tre livelli di intensità (100 - 70 - 30%)
Three intensity levels (100 - 70 - 30%)

SO
Compatibili con sistemi di controllo remoto
Compatible with remote control systems



USA

○ Custom LED
1 X 18W
Custom LED
Lumen: 1.800
3.000 K; CRI: >90

DIMMABLE

TA
Three intensity levels (100 - 70 - 30%)

SO
Compatible with remote control systems



ATHENA

Massimiliano Raggi



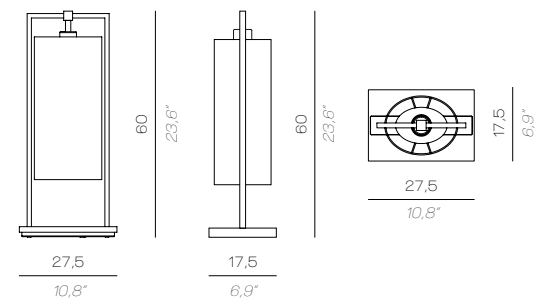
ATHENA TA



ATHENA TA

SPECIFICHE PRODOTTO / PRODUCT SPECIFICS

**ATHENA
TA**



STRUTTURA / FRAME

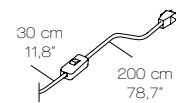
-  Nickel nero
Black nickel
-  Base in rovere tinto marrone scuro
Dark brown stained oak base

PARALUME / SHADE

-  Percaline bianco
White percaline
-  Lino bianco
White linen

CAVO - INTERRUTTORE / CABLE - SWITCH

Tessuto nero
Interruttore On-Off
Black fabric
On-Off switch
L: 30 + 200 cm
L: 11,8" + 78,7"



FRONTI LUMINOSA / LIGHT SOURCE

-  E27 LED
Utilizzabili lampadine LED fino alla massima potenza disponibile sul mercato
You can use LED light bulbs of the highest available wattage
1 X E27
Lampadina LED
LED light bulb

DIMMERABILE / DIMMABLE

Disponibile versione con dimmer per LED su cavo compatibile solo con lampadine LED dimmerabili
Available, on demand, dimmer switch on the cable (to use dimmable LED light bulbs only)



USA

-  E26 LED
You can use LED light bulbs of the highest available wattage
1 X E26
LED light bulb

DIMMABLE

Available, on demand, dimmer switch on the cable (to use dimmable LED light bulbs only)

AUDREY

Massimiliano Raggi



AUDREY TA MEDIUM





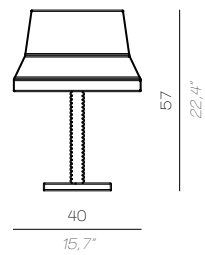
AUDREY FL



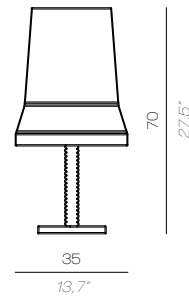
AUDREY TA LARGE

SPECIFICHE PRODOTTO / PRODUCT SPECIFICS

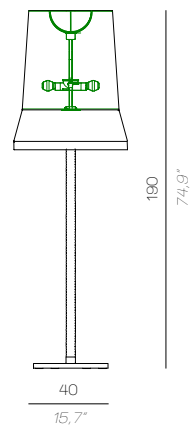
AUDREY
TA MEDIUM



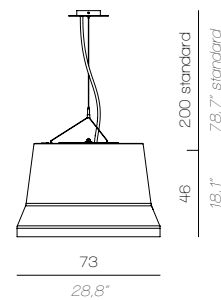
AUDREY
TA LARGE



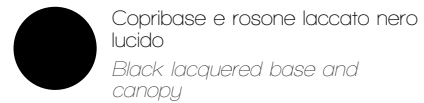
AUDREY
FL



AUDREY
SO



STRUTTURA / FRAME



PARALUME / SHADE

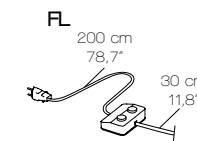


CAVO - INTERRUTTORE / CABLE - SWITCH

Tessuto nero
Black fabric

SO
H: 200 cm
H: 78,7"

FL
Doppio interruttore On-Off
Doppia accensione
*Double On-Off switch
Double switching*
L: 30 + 200 cm
L: 11,8" + 78,7"



TA
Interruttore On-Off
On-Off switch
L: 30 + 200 cm
L: 11,8" + 78,7"



FONTE LUMINOSA / LIGHT SOURCE

E27 LED

FL / SO
3 X E27
Lampadine LED
LED light bulbs

TA MEDIUM / TA LARGE
1 X E27
Lampadine LED
LED light bulbs

DIMMERABILE / DIMMABLE

TA
Disponibile versione con dimmer per LED su cavo compatibile solo con lampadine LED dimmerabili

Available, on demand, dimmer switch on the cable (to use dimmable LED light bulbs only)



USA

E26 LED

FL / SO
3 X E26
LED light bulbs

TA MEDIUM / TA LARGE
1 X E26
LED light bulbs

DIMMABLE

TA
Available, on demand, dimmer switch on the cable (to use dimmable LED light bulbs only)



BACH

Massimiliano Raggi



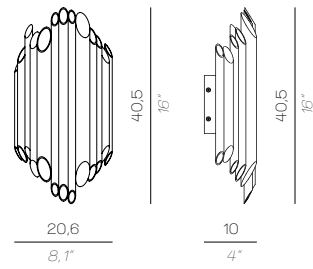
BACH AP LARGE




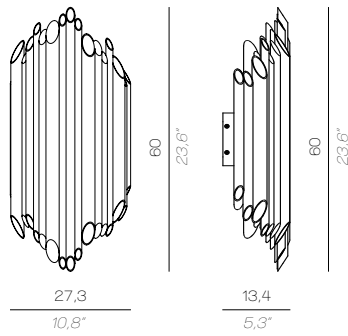
BACH AP LARGE

SPECIFICHE PRODOTTO / *PRODUCT SPECIFICS*

BACH
AP SMALL



BACH
AP LARGE



STRUTTURA / *FRAME*



DIFFUSORE / *DIFFUSER*




FONTE LUMINOSA / *LIGHT SOURCE*

 GU10 LED
Utilizzabili lampadine LED fino alla massima potenza disponibile sul mercato
You can use LED light bulbs of the highest available wattage

AP SMALL / AP LARGE
2 X GU10
Lampadine LED
LED light bulbs



USA

 GU10 LED
You can use LED light bulbs of the highest available wattage

AP SMALL / AP LARGE
2 X GU10
LED light bulbs



BEAM

Maria Vafiadis



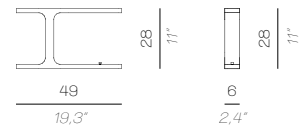
BEAM TA



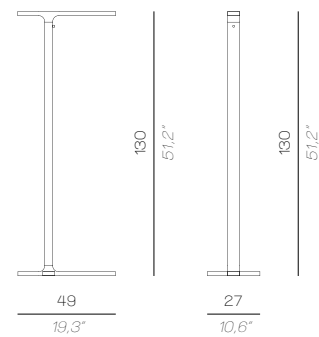
BEAM FL

SPECIFICHE PRODOTTO / PRODUCT SPECIFICS


**BEAM
TA**



**BEAM
FL**



STRUTTURA / FRAME



CAVO - INTERRUTTORE / CABLE - SWITCH

Tessuto nero
Black fabric

FL / TA
L: 200 cm
L: 78,7"

TA
Comando a pulsante su base
per indirizzare la luce
*Push-button control on the base
to direct the light*

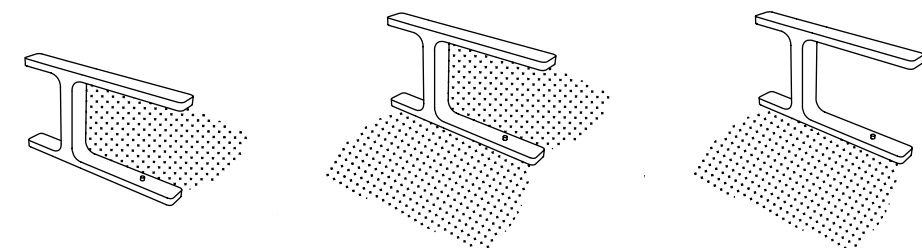
FL
Comando a pulsante su struttura
per indirizzare la luce
*Push-button control on the
stem to direct the light*



FONTE LUMINOSA / LIGHT SOURCE

Strip LED
Luce orientabile (180°)
Tre posizioni: sx, dx e centrale
*Adjustable light (180°)
Three positions: left, right and central*

FL / TA
2 X 4W
Strip LED
Lumen: 880
2.700 K; CRI: >90



USA

Strip LED
Adjustable light (180°)
Three positions: left, right and central

FL / TA
2 X 4W
Strip LED
Lumen: 880
2.700 K; CRI: >90

BELLE

Staffan Tollgard



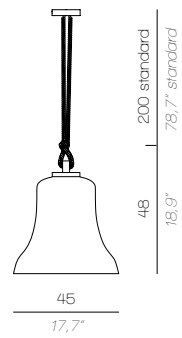
BELLE SO SMALL



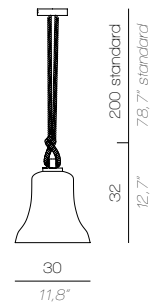
BELLE SO LARGE

SPECIFICHE PRODOTTO / PRODUCT SPECIFICS

BELLE
SO



BELLE
SO SMALL



STRUTTURA / FRAME



Rosone laccato bianco opaco
Matt white lacquered canopy



Rosone laccato effetto bronzo
Bronze effect lacquered canopy




Corda in seta intrecciata grigia
Grey braided silk rope

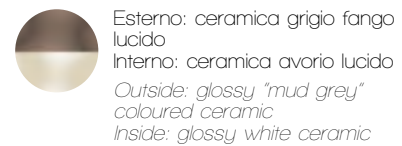


Corda in seta intrecciata marrone
Brown braided silk rope

DIFFUSORE / DIFFUSER



Ceramica bianco lucido
Glossy white ceramic



Esterno: ceramica grigio fango lucido
Interno: ceramica avorio lucido
*Outside: glossy "mud grey" coloured ceramic
Inside: glossy white ceramic*



VERSIONE DELUXE
Ceramica bronzo lucido
DELUXE VERSION
Glossy bronze ceramic

CAVO / CABLE

Seta intrecciata grigia/marrone
Grey / brown braided silk

SO
H: 200 cm
H: 78,7"


FONTE LUMINOSA / LIGHT SOURCE

 E27 LED
Utilizzabili lampadine LED fino alla massima potenza disponibile sul mercato
You can use LED light bulbs of the highest available wattage

1 X E27
Lampadina LED
LED light bulb



USA

 E26 LED
You can use LED light bulbs of the highest available wattage

1 X E26
LED light bulb



CALYPSO SO

Servomuto



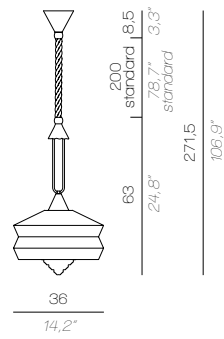
CALYPSO SO



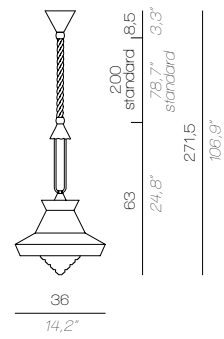


SPECIFICHE PRODOTTO / PRODUCT SPECIFICS

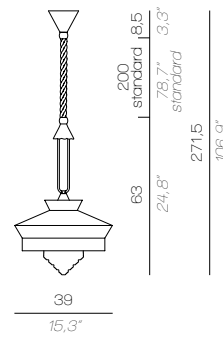
CALYPSO ANTIGUA
SO



CALYPSO GUADALOUPE
SO



CALYPSO MARTINIQUE
SO



STRUTTURA / FRAME



DIFFUSORE E PARALUME / DIFFUSER AND SHADE



ANTIGUA



Black



Mint



Sale e pepe



White

GUADALOUPE



Black



Mint



Sale e pepe



White

MARTINIQUE



Black



Yellow



Building



White



CAVO - INTERRUTTORE / CABLE - SWITCH

Seta intrecciata verde muschio
Moss green braided silk

SO
H: 200 cm
H: 78,7"

FONTE LUMINOSA / LIGHT SOURCE

E27 LED
Utilizzabili lampadine LED fino alla massima potenza disponibile sul mercato
You can use LED light bulbs of the highest available wattage

1 X E27
Lampadina LED
LED light bulb



USA

E26 LED
You can use LED light bulbs of the highest available wattage

1 X E26
LED light bulb



CALYPSO SO XL

Servomuto



CALYPSO SO XL

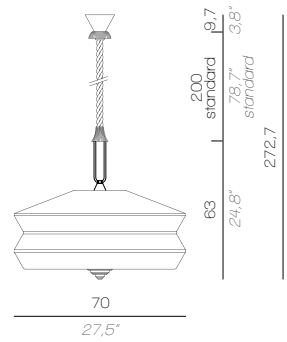
CALYPSO SO



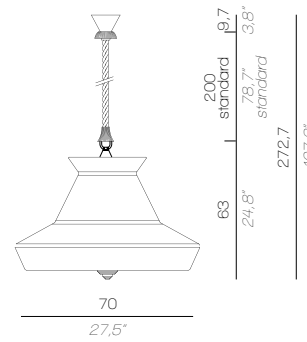
CALYPSO SO XL

SPECIFICHE PRODOTTO / PRODUCT SPECIFICS

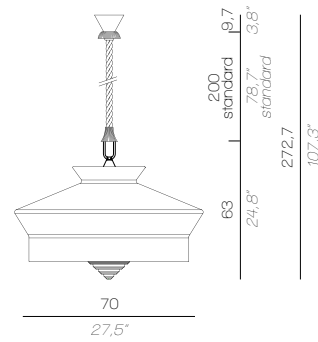
CALYPSO ANTIGUA
SO XL



CALYPSO GUADALOUPE
SO XL



CALYPSO MARTINIQUE
SO XL



STRUTTURA / FRAME



Ottone lucido
Satin brass



Corda in seta intrecciata verde muschio
Moss green braided silk rope

DIFFUSORE & PARALUME / DIFFUSER & SHADE



Vetro trasparente
Transparent glass

ANTIGUA



Mint

GUADALOUPE



Sale e pepe

MARTINIQUE



Yellow

FONTE LUMINOSA / LIGHT SOURCE

E27 LED
Utilizzabili lampadine LED fino alla massima potenza disponibile sul mercato
You can use LED light bulbs of the highest available wattage

1 X E27 LED
Lampadina LED
LED light bulb



USA

E26 LED
You can use LED light bulbs of the highest available wattage

1 X E26 LED
LED light bulb

CAVO / CABLE

Seta intrecciata verde muschio
Moss green braided silk

SO
H: 200 cm / H: 78.7"



CALYPSO SO XL

CIRCUS

Alltogether

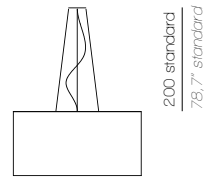


CIRCUS SO



SPECIFICHE PRODOTTO / PRODUCT SPECIFICS

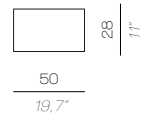
CIRCUS
SO



CIRCUS
PL



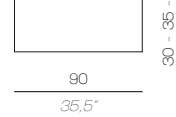
CIRCUS
Ø50 / Ø19,7"



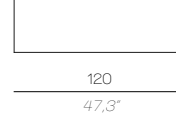
CIRCUS
Ø75 / Ø29,5"



CIRCUS
Ø90 / Ø35,5"



CIRCUS
Ø120 / Ø47,3"



CIRCUS
Ø150 / Ø59,3"



STRUTTURA / FRAME



PARALUME / SHADE



PASSAMANERIA OPZIONALE
OPTIONAL TRIM



CAVO / CABLE

Trasparente
Transparent

SO
H: 200 cm
H: 78,7"

Cavi in acciaio laterali per il bilanciamento del prodotto
Side steel cables for product balancing

FONTE LUMINOSA / LIGHT SOURCE

E27 LED
Utilizzabili lampadine LED fino alla massima potenza disponibile sul mercato
You can use LED light bulbs of the highest available wattage

SO 50 / SO 75
PL 50 / PL 75
3 X E27

Lampadine LED
LED light bulbs

SO 90 / SO 120 / SO 150
PL 90 / PL 120 / PL 150
4 X E27
Lampadine LED
LED light bulbs



USA

E26 LED
You can use LED light bulbs of the highest available wattage

SO 50 / SO 75
PL 50 / PL 75
3 X E26
LED light bulbs

SO 90 / SO 120 / SO 150
PL 90 / PL 120 / PL 150
4 X E26
LED light bulbs



CIRCUS LED

Alltogether



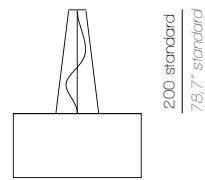
CIRCUS LED PL



CIRCUS LED SO

SPECIFICHE PRODOTTO / PRODUCT SPECIFICS

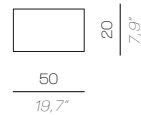
**CIRCUS LED
SO**



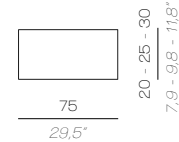
**CIRCUS LED
PL**



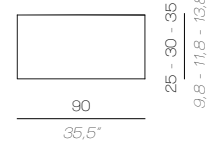
**CIRCUS LED
Ø50 / Ø19,7"**



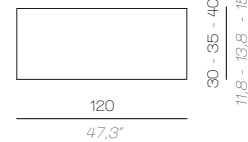
**CIRCUS LED
Ø75 / Ø29,5"**



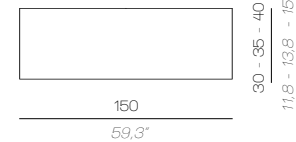
**CIRCUS LED
Ø90 / Ø35,5"**



**CIRCUS LED
Ø120 / Ø47,3"**




**CIRCUS LED
Ø150 / Ø59,3"**




STRUTTURA / FRAME



PARALUME / SHADE



**PASSAMANERIA OPZIONALE
OPTIONAL TRIM**



CAVO / CABLE

Tessuto nero
Black fabric

SO
H: 200 cm
H: 78,7"

Cavi in acciaio laterali per il bilanciamento del prodotto
Side steel cables for product balancing

FONTE LUMINOSA / LIGHT SOURCE

Custom LED
Compatibili con sistemi di controllo remoto
Compatible with remote control systems

DIMMERABLE / DIMMABLE
SO 50 / SO 75
PL 50 / PL 75
1 X 53W
Piastra LED custom
Custom LED board
Lumen: 7.300
3.000 k; CRI: >90

SO 90 / SO 120 / SO 150
PL 90 / PL 120 / PL 150
1 X 70W
Piastra LED custom
Custom LED board
Lumen: 10.000
3.000 k; CRI: >90



USA

Custom LED
Compatible with remote control systems

DIMMABLE
SO 50 / SO 75
PL 50 / PL 75
1 X 53W
Custom LED board
Lumen: 7.300
3.000 k; CRI: >90

SO 90 / SO 120 / SO 150
PL 90 / PL 120 / PL 150
1 X 70W
Custom LED board
Lumen: 10.000
3.000 k; CRI: >90



CLESSIDRA

Massimiliano Raggi



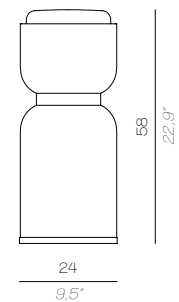
CLESSIDRA KRONOS

CLESSIDRA KAYROS

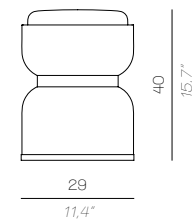


SPECIFICHE PRODOTTO / *PRODUCT SPECIFICS*

CLESSIDRA
KAYROS



CLESSIDRA
KRONOS



STRUTTURA / *FRAME*

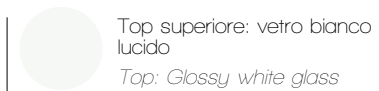


Bronzo satinato
Satin bronze



Cromo
Chrome

PARALUME / *SHADE*



Top superiore: vetro bianco lucido
Top: Glossy white glass



Vetro soffiato metallizzato bronzo
Bronze metallized blown glass



Top superiore: vetro bianco lucido
Top: Glossy white glass



Vetro superiore: soffiato metallizzato cromo
Upper glass: chrome metallized blown glass

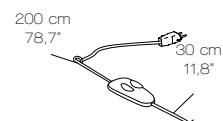


Vetro inferiore: soffiato metallizzato cromo nero
Lower glass: black chrome metallized blown glass

CAVO - INTERRUTTORE / *CABLE - SWITCH*

Tessuto nero
Doppio interruttore On-Off
Doppia accensione

Black fabric
Double On-Off switch
Double switching
L: 30 + 200 cm
L: 11,8" + 78,7"



FONTE LUMINOSA / *LIGHT SOURCE*

E27 LED - parte superiore
E27 LED - top part
Utilizzabili lampadine LED fino alla massima potenza disponibile sul mercato
You can use LED light bulbs of the highest available wattage

E27 Classic Deco LED - parte inferiore
E27 Classic Deco LED - low part

1 X E27
Lampadina LED
LED light bulb

+
1 X E27
Filamento LED
LED filament




USA

E26 LED - top part
You can use LED light bulbs of the highest available wattage

E26 Classic Deco LED - low part

1 X E26
LED light bulb
+
1 X E26
LED filament



COCO & COCONETTE

Tristan Auer



COCO AP



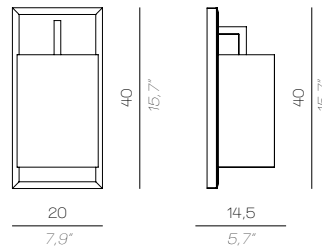
COCO AP MINI IP44



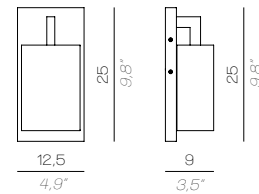
COCONETTE AP

SPECIFICHE PRODOTTO / *PRODUCT SPECIFICS*

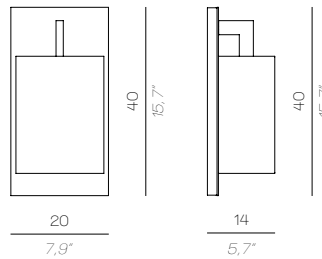
COCO AP



COCO AP MINI IP44



COCONETTE AP



STRUTTURA / FRAME

COCO AP
Cromo
Riflettore specchio molato
*Chrome
Bevelled mirror reflector*

COCO AP MINI IP44
Cromo
Chrome

COCONETTE
Bronzo spazzolato chiaro opaco
Matt light satin bronze

PARALUME / SHADE

COCO AP - COCONETTE
Cotone bianco
White cotton

COCO AP - COCONETTE
Lino bianco
White linen

COCO AP MINI IP44
Tessuto impermeabile bianco
Waterproof white fabric

COCONETTE
Shantung bronzo
Bronze Shantung

COCONETTE
Shantung grigio chiaro
Light grey Shantung



FONTE LUMINOSA / LIGHT SOURCE

COCO AP - COCONETTE
E27 LED
Utilizzabili lampadine LED fino alla massima potenza disponibile sul mercato
You can use LED light bulbs of the highest available wattage

COCO AP MINI IP44
G9 LED
Utilizzabili lampadine LED fino alla massima potenza disponibile sul mercato
You can use LED light bulbs of the highest available wattage



COCO AP / COCONETTE AP
1 X E27
Lampadina LED
LED light bulb

COCO AP MINI IP44
1 X G9
Lampadina LED
LED light bulb
IP44



USA

COCO AP - COCONETTE
E26 LED
You can use LED light bulbs of the highest available wattage

COCO AP MINI IP44
G9 LED
You can use LED light bulbs of the highest available wattage



COCO AP / COCONETTE AP
1 X E26
LED light bulb

COCO AP MINI IP44
1 X G9
LED light bulb
IP44



COCO MEGA & COCO DELUXE

Tristan Auer



COCO DELUXE AP



COCO DELUXE TA



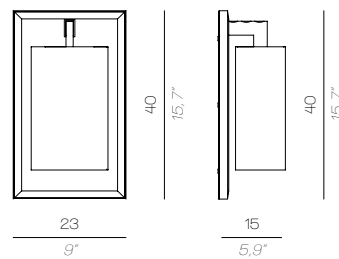
COCO DELUXE TA & MEGA TA



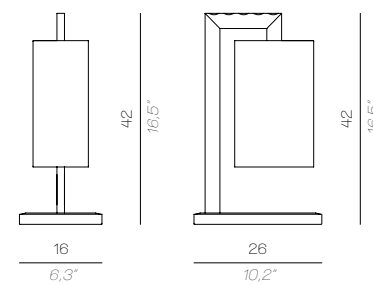
COCO MEGA AP

SPECIFICHE PRODOTTO / PRODUCT SPECIFICS

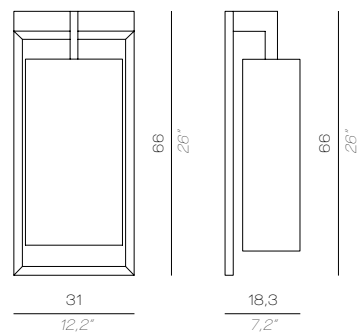
COCO DELUXE AP



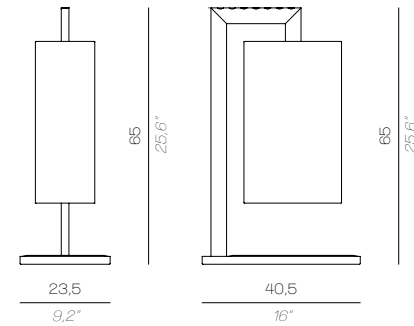
COCO DELUXE TA



COCO MEGA AP



COCO MEGA TA



STRUTTURA / FRAME

 Cromo
Riflettore specchio molato
*Chrome
Bevelled mirror reflector*

PARALUME / SHADE

 Percaline bianco
White percaline

 Percaline bianco
Interno oro
*White percaline
Gold lining inside*

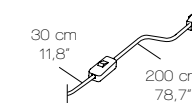


CAVO - INTERRUTTORE / CABLE - SWITCH

Tessuto nero
Interruttore On-Off
*Black fabric
On-Off switch*

COCO MEGA / COCO DELUXE TA

L: 30 + 200 cm
L: 11,8" + 78,7"



FONTE LUMINOSA / LIGHT SOURCE

 E27 LED
Utilizzabili lampadine LED fino alla massima potenza disponibile sul mercato

You can use LED light bulbs of the highest available wattage

1 X E27
Lampadina LED
LED light bulb

DIMMERABILE / DIMMABLE

Disponibile versione con dimmer per LED su cavo compatibile solo con lampadine LED dimmerabili

Available, on demand, dimmer switch on the cable (to use dimmable LED light bulbs only)



USA

 E26 LED
You can use LED light bulbs of the highest available wattage

1 X E26
LED light bulb

DIMMERABILE / DIMMABLE

Available, on demand, dimmer switch on the cable (to use dimmable LED light bulbs only)



CORNELIA

Massimiliano Raggi



CORNELIA SO

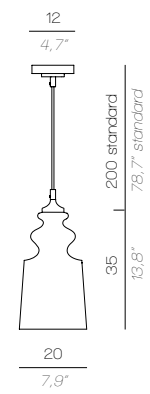


CORNELIA CLUSTER

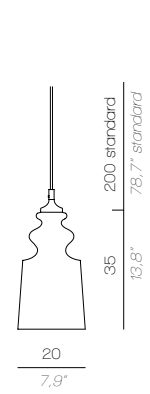


SPECIFICHE PRODOTTO / PRODUCT SPECIFICS

**CORNELIA
SO ROSONE
CORNELIA
SO CANOPY**



**CORNELIA
SO DIFFUSORE + CAVO
CORNELIA
SO DIFFUSOR + CABLE**



STRUTTURA / FRAME



**STRUTTURA CORNELIA CLUSTER
CORNELIA CLUSTER FRAME**

DIFFUSORE / DIFFUSER



CAVO / CABLE

Tessuto bronzo
Bronze fabric

SO
H: 200 cm / H: 78,7"

FONTE LUMINOSA / LIGHT SOURCE

E27 LED or Classic DECO LED
Utilizzabili lampadine LED fino alla massima potenza disponibile sul mercato
You can use LED light bulbs of the highest available wattage


1 X E27 LED or Classic DECO LED
Lampadina LED
LED light bulb



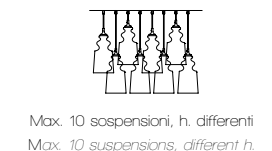
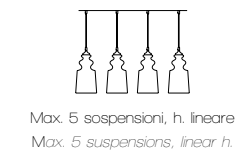
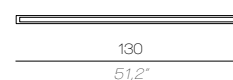
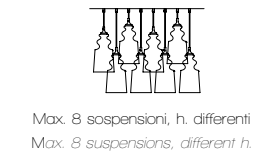
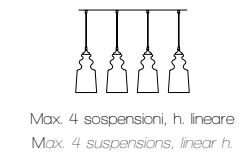
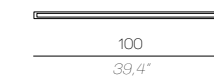
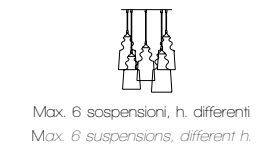
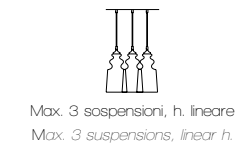
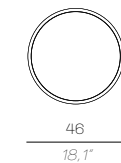
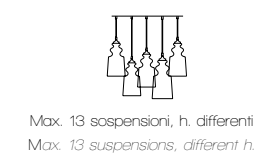
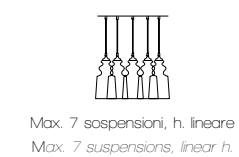
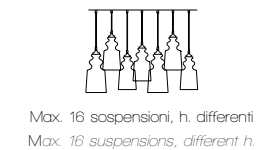
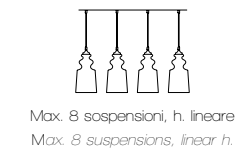
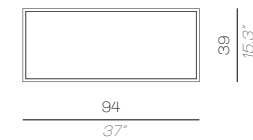
USA

E26 LED or Classic DECO LED
You can use LED light bulbs of the highest available wattage

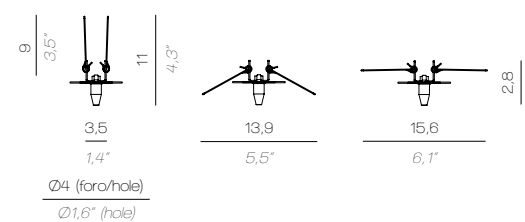
1 X E26 LED or Classic DECO LED
LED light bulb



CORNELIA CLUSTERS



**CORNELIA
ATTACCO PER CONTROSOFFITTO
CONNECTION FOR FALSE CEILING**



COUTURE NEW

Daniele Lo Scalzo Moscheri



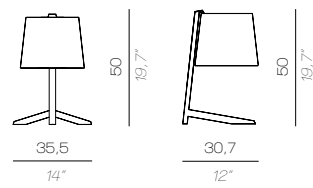
COUTURE NEW TA



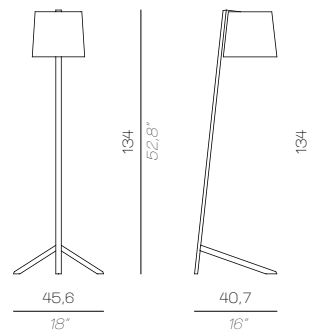
COUTURE NEW FL

SPECIFICHE PRODOTTO / PRODUCT SPECIFICS

COUTURE TA



COUTURE FL



STRUTTURA / FRAME



DIFFUSORE / DIFFUSER



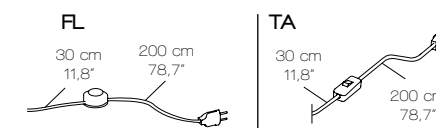
**PASSAMANERIA OPZIONALE BORDO SUPERIORE E INFERIORE
OPTIONAL UPPER AND LOWER BORDER TRIM**



CAVO - INTERRUTTORE / CABLE - SWITCH

Tessuto nero
Interruttore On-Off
Black fabric
On-Off switch

FL / TA
L: 30 + 200 cm
L: 11,8" + 78,7"



FONTE LUMINOSA / LIGHT SOURCE

E27 LED
Utilizzabili lampadine LED fino alla massima potenza disponibile sul mercato
You can use LED light bulbs of the highest available wattage

1 X E27
Lampadina LED
Led light bulb



USA

E26 LED
You can use LED light bulbs of the highest available wattage

1 X E26
LED light bulb

CRYSTAL

Nika Zupanc



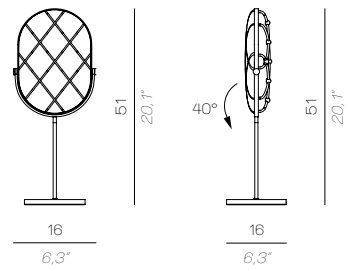
CRYSTAL TA SMALL



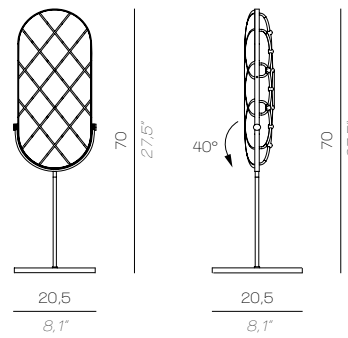
CRYSTAL TA SMALL

SPECIFICHE PRODOTTO / PRODUCT SPECIFICS

CRYSTAL TA SMALL



CRYSTAL TA LARGE



STRUTTURA / FRAME



Nickel lucido
Polished nickel



Ottone lucido
Polished brass


DIFFUSORE / DIFFUSER



Cristallo inciso azzurro
Light blue engraved crystal



Cristallo inciso rosa
Pink engraved crystal



CAVO - INTERRUTTORE / CABLE - SWITCH

Tessuto nero
Pulsante a tre intensità sulla base
Black fabric
Three step push switch on the base

L: 200 cm
L: 78,7"

FONTE LUMINOSA / LIGHT SOURCE



Custom LED

CRYSTAL TA SMALL
9 X 3W
Custom LED
Lumen: 850
3.000 K; CRI: >90


CRYSTAL TA LARGE
14 X 3W
Custom LED
Lumen: 1.300
3.000 K; CRI: >90

DIMMERABILE / DIMMABLE

Tre livelli di intensità
(100 - 70 - 30%)
Three intensity levels
(100 - 70 - 30%)



USA



Custom LED

CRYSTAL TA SMALL
9 X 3W
Custom LED
Lumen: 850
3.000 K; CRI: >90

CRYSTAL TA LARGE
14 X 3W
Custom LED
Lumen: 1.300
3.000 K; CRI: >90

DIMMABLE

Three intensity levels
(100 - 70 - 30%)

CUBE

Massimiliano Raggi



CUBE SMALL



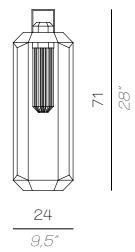
CUBE LARGE



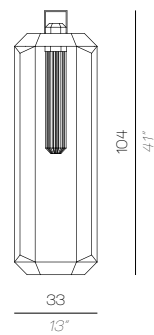
CUBE SMALL & LARGE

SPECIFICHE PRODOTTO / PRODUCT SPECIFICS

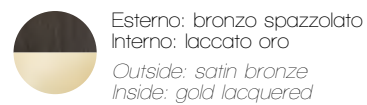
CUBE SMALL



CUBE LARGE



STRUTTURA / FRAME

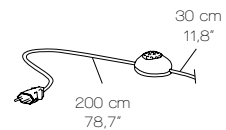


DIFFUSORE / DIFFUSER



CAVO - INTERRUTTORE / CABLE - SWITCH

Tessuto nero
Pulsante dimmerabile a piede
Black fabric
Foot dimmer switch



L: 30 + 200 cm
L: 11,8" + 78,7"

FONTE LUMINOSA / LIGHT SOURCE

E27 LED
Utilizzabili lampadine LED fino alla massima potenza disponibile sul mercato
You can use LED light bulbs of the highest available wattage

1 X E27
Lampadina LED
LED light bulb

DIMMERABLE / DIMMABLE



USA

E26 LED
You can use LED light bulbs of the highest available wattage

1 X E26 LED
LED light bulb

DIMMABLE



CUBE LARGE

DIVINA

Gianluigi Landoni



DIVINA FL ARCO



DIVINA SO LARGE



DIVINA FL LARGE

DIVINA FL ARCO



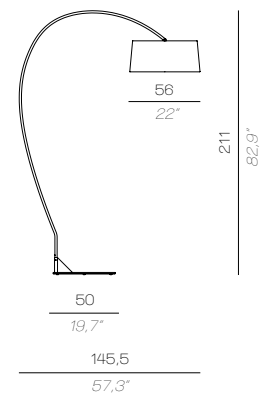
DMNA TA



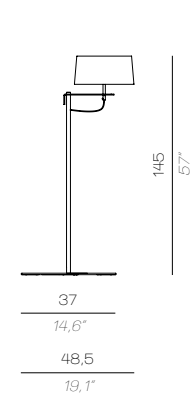
DMNA FL. MEDIUM

SPECIFICHE PRODOTTO / *PRODUCT SPECIFICS*

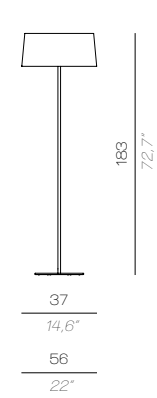
DMINA
FL ARCO



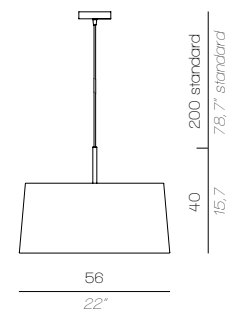
DMINA
FL MEDIUM



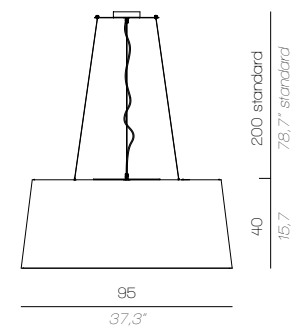
DMINA
FL LARGE



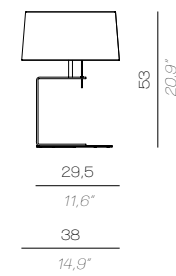
DMINA
SO LARGE



DMINA
SO XL



DMINA
TA



STRUTTURA / *FRAME*



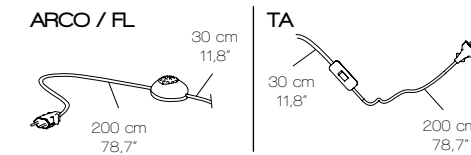
PARALUME / *SHADE*



CAVO - INTERRUTTORE / *CABLE - SWITCH*

Tessuto nero
Black fabric

ARCO / FL / TA
Dimmer su cavo
Dimmer on cable
L: 30 + 200 cm
L: 11,8" + 78,7"



SO
H: 200 cm
H: 78,7"

FONTE LUMINOSA / *LIGHT SOURCE*

E27 LED
Utilizzabili lampadine LED fino alla massima potenza disponibile sul mercato
You can use LED light bulbs of the highest available wattage

ARCO / FL / TA / SO LARGE
2 X E27
Lampadine LED
LED light bulbs

SO XL
3 X E27
Lampadine LED
LED light bulbs



USA

E26 LED
You can use LED light bulbs of the highest available wattage


ARCO / FL / TA / SO LARGE
2 X E26
LED light bulbs

SO XL
3 X E26
LED light bulbs



DORIAN

Marcello Colli



DORIAN FL



DORIAN PL



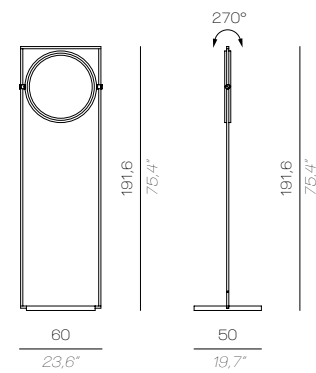
DORIAN FL



DORIAN SO SMALL

SPECIFICHE PRODOTTO / PRODUCT SPECIFICS

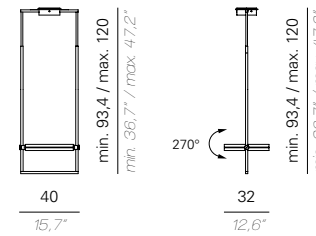
DORIAN FL



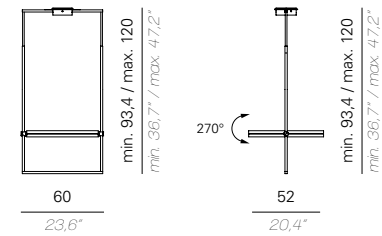
DORIAN PL



DORIAN SO SMALL




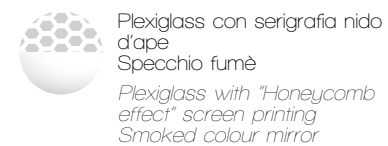
DORIAN SO LARGE



STRUTTURA / FRAME



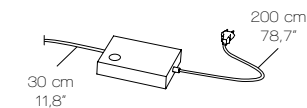
DIFFUSORE / DIFFUSER



CAVO - INTERRUTTORE / CABLE - SWITCH

Tessuto nero
Pulsante dimmerabile a piede
Black fabric
Foot dimmer switch

L: 30 + 200 cm
L: 11,8" + 78,7"



FONTE LUMINOSA / LIGHT SOURCE

○ Custom LED
FL / PL / SO LARGE
1 X 55W
Lumen: 7.500
3.000 K; CRI: >90

SO SMALL
1 X 17W
Lumen: 2.480
3.000 K; CRI: >90

DIMMERABILE / DIMMABLE

FL
Dimmerabile a piede
Dimmable with foot control

SO / PL
Compatibili con sistemi di controllo remoto
Compatible with remote control systems



USA

○ Custom LED
FL / PL / SO LARGE
1 X 55W
Lumen: 7.500
3.000 K; CRI: >90

SO SMALL
1 X 17W
Lumen: 2.480
3.000 K; CRI: >90

DIMMABLE

FL
Dimmable with foot control

SO / PL
Compatible with remote control systems

DUOS

Izeu (Tristan Auer & Frédéric Sicard)

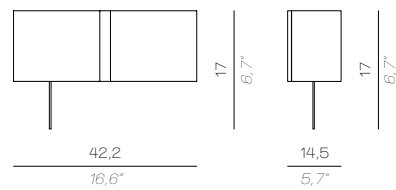


DUOS AP



SPECIFICHE PRODOTTO / PRODUCT SPECIFICS

DUOS
AP



STRUTTURA / FRAME



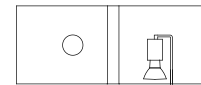
FONTE LUMINOSA / LIGHT SOURCE

 E14 LED
Utilizzabili lampadine LED fino alla massima potenza disponibile sul mercato
You can use LED light bulbs of the highest available wattage

 GU10 LED
Utilizzabili lampadine LED fino alla massima potenza disponibile sul mercato
You can use LED light bulbs of the highest available wattage

1 X E14
Lampadina LED
LED light bulb
+
1 X GU10
Lampadina LED
LED light bulb


AP DX / AP RIGHT




AP SX / AP LEFT



USA

 E12 LED
You can use LED light bulbs of the highest available wattage

 GU10 LED
You can use LED light bulbs of the highest available wattage

1 X E12
LED light bulb
+
1 X GU10
LED light bulb

AP RIGHT



AP LEFT



ECLISSE

Massimiliano Raggi



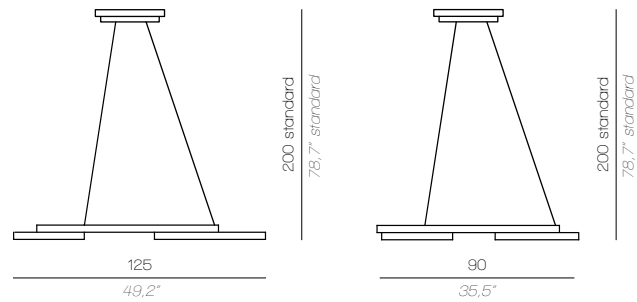
ECLISSE SO



ECLISSE SO

SPECIFICHE PRODOTTO / PRODUCT SPECIFICS

**ECLISSE
SO**



STRUTTURA / FRAME



DIFFUSORE / DIFFUSER



CAVO / CABLE

Cavi in acciaio coassiali
Coaxial steel cables
H: 200 cm
H: 78,7"

Due fonti luminose indipendenti
Doppia accensione
Two independent light sources
Double switching

FONTE LUMINOSA / LIGHT SOURCE



1 X 18W COB LED +
1 X 17W Strip LED +
1 X 19W Strip LED
Lumen: 2.400 + 1.400
2.700 K; CRI: >90

DIMMERABILE / DIMMABLE

COB LED - solo rosone
Compatibili con sistemi di controllo remoto
COB LED - canopy only
Compatible with remote control systems



USA



1 X 18W COB LED +
1 X 17W Strip LED +
1 X 19W Strip LED
Lumen: 2.400 + 1.400
2.700 K; CRI: >90

DIMMABLE

COB LED - canopy only
Compatible with remote control systems



FLEXILED

King & Roselli



FLEXILED AP



FLEXILED FL



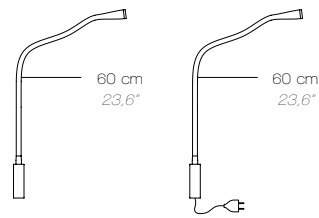
FLEXLED AP



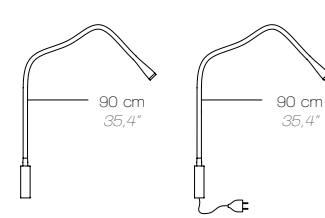
FLEXLED AP

SPECIFICHE PRODOTTO / PRODUCT SPECIFICS

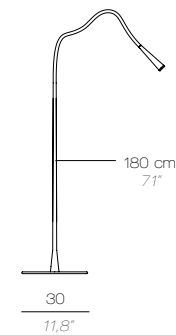
FLEXILED
AP L60



FLEXILED
AP L90



FLEXILED
FL



BASE



Bronzo spazzolato
Satin bronze



Nickel satinato
Satin nickel

STRUTTURA / FRAME



Maglia d'acciaio intrecciato
(struttura nickel satinato)
Braided steel mesh
(satin nickel body)



Pelle avorio
Ivory leather



Pelle nera
Black leather



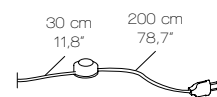
Pelle marrone testa di moro
Dark brown leather

CAVO - INTERRUTTORE / CABLE - SWITCH

AP
Tessuto nero
Black fabric

FL
Trasparente
Interruttore On-Off

Transparent
On-Off switch
L: 30 + 200 cm
L: 11,8" + 78,7"



FONTE LUMINOSA / LIGHT SOURCE

○ Custom LED

AP
1 x 3W
Lumen: 500
2.700 K; CRI: >90

FL
1 x 7W
Lumen: 800
2.700 K; CRI: >90

Spessore lente standard
H: 0,5 cm (effetto diffuso)
Standard lens thickness
H: 0,5 cm / 0,2" (flood effect)



Disponibile lente piatta
H: 0,1 cm (effetto spot)
Flat lens available on demand
H: 0,1 cm / 0,04" (spot effect)



CE


USA

○ Custom LED


AP
1 x 3W
Lumen: 500
2.700 K; CRI: >90

FL
1 x 7W
Lumen: 800
2.700 K; CRI: >90

Standard lens thickness
H: 0,2" (flood effect)



Flat lens available on demand
H: 0,04" (spot effect)



ETL
Intertek

FRAME

Gianluigi Landoni



FRAME FL MR



FRAME TA MISS



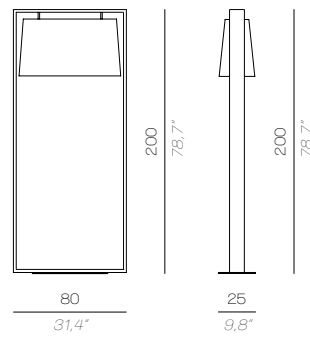
FRAME FL MRS



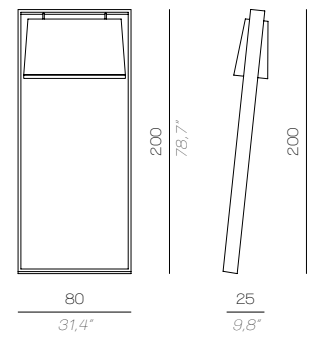
FRAME FL MR

SPECIFICHE PRODOTTO / PRODUCT SPECIFICS

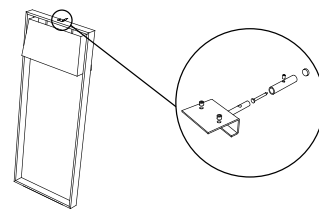
**FRAME
FL MR**



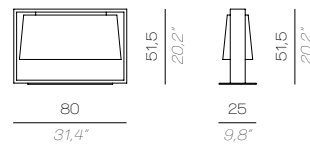
**FRAME
FL MRS - PARETE**



**FL MRS
ATTACCO A PARETE
FIXING TO THE WALL**



**FRAME
TA MISS**



STRUTTURA / FRAME



PARALUME / SHADE

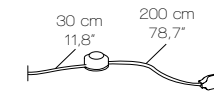


CAVO - INTERRUTTORE / CABLE - SWITCH

Tessuto nero
Interruttore On-Off

Black fabric
On-Off switch

FL MR / FL MRS
L: 30 + 200 cm
L: 11,8" + 78,7"



TA MISS
L: 30 + 200 cm
L: 11,8" + 78,7"



FONTE LUMINOSA / LIGHT SOURCE

 **E27 LED**
Utilizzabili lampadine fino alla massima potenza disponibile sul mercato
You can use LED light bulbs of the highest available wattage

2 x E 27
Lampadine LED
LED light bulbs

FL / TA
Disponibile versione con dimmer per LED su cavo compatibile solo con lampadine LED dimmerabili
Available, on demand, dimmer switch on the cable (to use dimmable LED light bulbs only)



USA

 **E26 LED**
You can use LED light bulbs of the highest available wattage

2 x E 26
LED light bulbs

FL / TA
Available, on demand, dimmer switch on the cable (to use dimmable LED light bulbs only)

G+T

Jeffrey Glass



G+T BATTERY

VERSIONE BATTERIA MAGNETICA
MAGNETIC BATTERY VERSION



G+T AP




VERSIONE CABLATA
HARD WIRED VERSION







G+T BATTERY
VERSIONE BATTERIA MAGNETICA
MAGNETIC BATTERY VERSION



Pulsante a tre intensità
(100 - 70 - 30 %)
Three intensity button
(100 - 70 - 30%)



Porta USB tipo C per
ricarica batteria
Type C USB port for
battery recharge

G+T BATTERY

VERSIONE BATTERIA MAGNETICA
MAGNETIC BATTERY VERSION

VERSIONE BATTERIA
Diffusore e struttura magnetica realizzati mediante
un processo di finitura "PVD", che permette
l'ottenimento di film sottili metallici garantendo la
durezza e la resistenza delle finiture

BATTERY VERSION
Diffuser and magnetic support realized with a
«PVD» finishing process that allows to obtain
thin metal films, guaranteeing the hardness and
strength of the finishes.

Pulsante a tre intensità
(100 - 70 - 30 %)
Three intensity button
(100 - 70 - 30%)



Porta USB tipo C per
caricare dispositivi
elettronici
Type C USB port for
charging electronic
devices

G+T AP

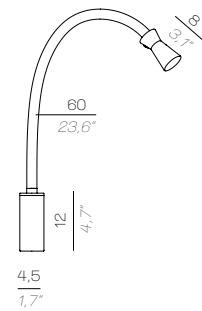
VERSIONE CABLATA
HARD WIRED VERSION



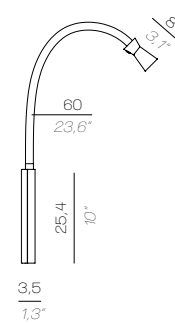
G+T AP

SPECIFICHE PRODOTTO / PRODUCT SPECIFICS


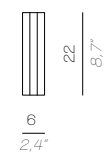
G+T AP



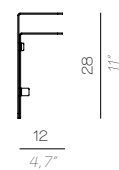
G+T BATTERY



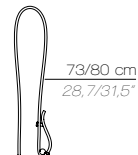
FISSAGGI PER VERSIONE BATTERIA / FIXINGS FOR BATTERY VERSION



Fissaggio a parete
Metal plate for wall



Fissaggio da tavolo - PVD nero
Table fixing accessory - PVD black



Fissaggio in pelle per sedute e imbottiti - dettaglio PVD nero
Leather covered sofa hanging accessory - PVD black detail

BASE / BASE



Bronzo rame lucido
Polished copper bronze



Nickel lucido
Polished nickel

STRUTTURA / FRAME



Cuoio intrecciato marrone testa di moro
Dark brown braided leather



FRONTE LUMINOSA / LIGHT SOURCE

Versione CABLATA
HARD WIRED version
Custom LED



Versione BATTERIA
BATTERY version
Custom LED



Autonomia: 8 ore
Cicli di vita: 600
Tempi di ricarica: circa 4 ore
Cavetto USB tipo C fornito,
alimentatore non fornito

Autonomy: 8 hours
Lifestyle cycles: 600
Charging time: about 4 hours
Type C USB cable supplied,
charger adapter not supplied



AP / BATTERY
1 X 2W
Custom LED
Lumen: 500
3.000 K; CRI: >90

DIMMERABILE / DIMMABLE

AP / BATTERY
Tre livelli di intensità (100 - 70 - 30%)
Three intensity levels (100 - 70 - 30%)



USA

HARD WIRED version
Custom LED



BATTERY version
Custom LED



Autonomy: 8 hours
Lifestyle cycles: 600
Charging time: about 4 hours
Type C USB cable supplied,
charger adapter not supplied



AP / BATTERY
1 X 2W
Custom LED
Lumen: 500
3.000 K; CRI: >90

DIMMABLE

AP / BATTERY
Three intensity levels (100 - 70 - 30%)

JOSEPHINE

Massimiliano Raggi



JOSEPHINE TA



JOSEPHINE LISEUSE



JOSEPHINE TA

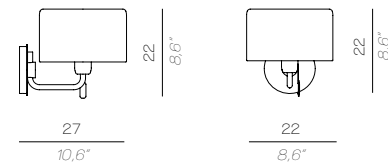


JOSEPHINE AP

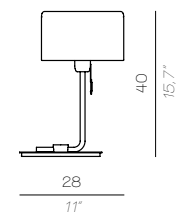


SPECIFICHE PRODOTTO / PRODUCT SPECIFICS

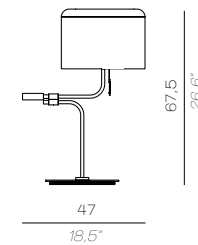
JOSEPHINE AP



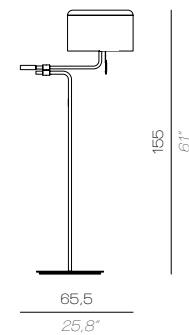
JOSEPHINE TA SMALL



JOSEPHINE TA



JOSEPHINE LISEUSE



STRUTTURA / FRAME



PARALUME / SHADE



CAVO - INTERRUTTORE / CABLE - SWITCH

Tessuto nero
Interruttore a tirante
Black fabric
Pull switch

FL / TA / TA SMALL
L: 200 cm
L: 78,7"


FONTE LUMINOSA / LIGHT SOURCE

 E27 LED
Utilizzabili lampadine LED fino alla massima potenza disponibile sul mercato
You can use LED light bulbs of the highest available wattage

1 X E27
Lampadina LED
LED light bulb



USA

 E26 LED
You can use LED light bulbs of the highest available wattage

1 X E26
LED light bulb




KUBRIC

Massimiliano Raggi



KUBRIC SO SINGLE

KUBRIC SO LARGE



KUBRIC SPECIAL CLUSTER



KUBRIC CLUSTER

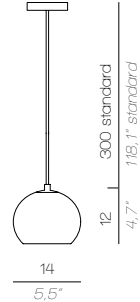


KUBRIC CLUSTER

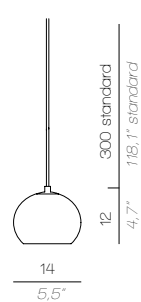
SPECIFICHE PRODOTTO / PRODUCT SPECIFICS

**KUBRIC SO SINGLE
ROSONE
CANOPY**

CE 10 / USA 12
CE 3,9" / USA 4,7"

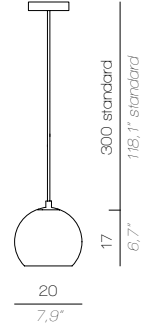


**KUBRIC SO SINGLE
DIFFUSORE + CAVO**

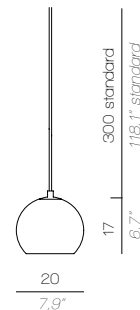


**KUBRIC SO LARGE
ROSONE
CANOPY**

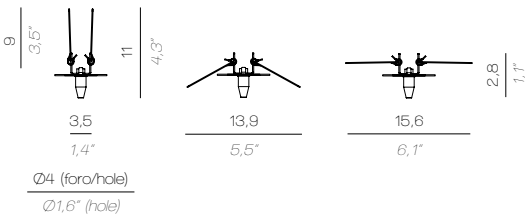
CE 10 / USA 12
CE 3,9" / USA 4,7"



**KUBRIC SO LARGE
DIFFUSORE + CAVO**



**KUBRIC
ATTACCO PER CONTROSOFFITTO
CONNECTION FOR FALSE CEILING**



STRUTTURA / FRAME



Bronzo spazzolato chiaro opaco
Matt light satin bronze



Laccato effetto bronzo
Painted bronze effect

**STRUTTURA KUBRIC CLUSTER
KUBRIC CLUSTER FRAME**

DIFFUSORE / DIFFUSER



Vetro verde opaco
Matt green glass



Vetro blu chiaro opaco
Matt blue glass



Vetro giallo senape opaco
Matt "mustard colour" glass



Vetro ametista opaco
Matt amethyst glass



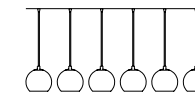
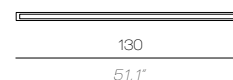
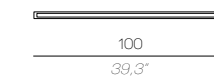
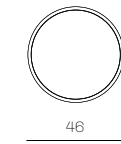
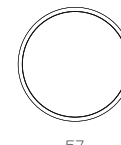
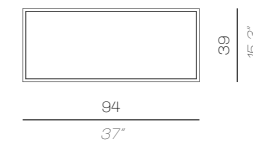
Vetro bronzo lucido con interno oro
Polished bronze glass with gold painted inside

CAVO / CABLE

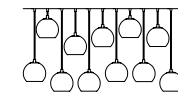
Tessuto bronzo
Bronze fabric

SO
H: 200 cm
H: 78,7"

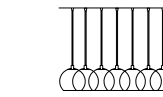
KUBRIC CLUSTERS



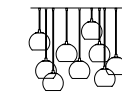
Ø14 cm / Ø5,5" - max. 10 sospensioni, h. lineare
Ø20 cm / Ø7,9" - max. 8 sospensioni, h. lineare



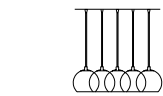
Ø14 cm / Ø5,5" - max. 20 sospensioni, h. differenti
Ø20 cm / Ø7,9" - max. 16 sospensioni, h. differenti



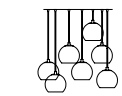
Ø14 cm / Ø5,5" - max. 9 sospensioni, h. lineare
Ø20 cm / Ø7,9" - max. 7 sospensioni, h. lineare



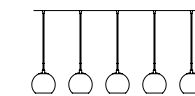
Ø14 cm / Ø5,5" - max. 17 sospensioni, h. differenti
Ø20 cm / Ø7,9" - max. 13 sospensioni, h. differenti



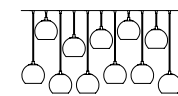
Ø14 cm / Ø5,5" - max. 5 sospensioni, h. lineare
Ø20 cm / Ø7,9" - max. 3 sospensioni, h. lineare



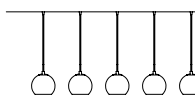
Ø14 cm / Ø5,5" - max. 10 sospensioni, h. differenti
Ø20 cm / Ø7,9" - max. 8 sospensioni, h. differenti



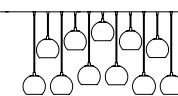
Ø14 cm / Ø5,5" - max. 5 sospensioni, h. lineare
Ø20 cm / Ø7,9" - max. 4 sospensioni, h. lineare



Ø14 cm / Ø5,5" - max. 10 sospensioni, h. differenti
Ø20 cm / Ø7,9" - max. 8 sospensioni, h. differenti



Ø14 cm / Ø5,5" - max. 6 sospensioni, h. lineare
Ø20 cm / Ø7,9" - max. 5 sospensioni, h. lineare



Ø14 cm / Ø5,5" - max. 12 sospensioni, h. differenti
Ø20 cm / Ø7,9" - max. 10 sospensioni, h. differenti

FONTE LUMINOSA / LIGHT SOURCE

- Custom LED
- 1 X 5W
- Custom LED
- Lumen: 550
- 2.700 K; CRI: >90

DIMMERABILE / DIMMABLE

Compatibili con sistemi di controllo remoto
Compatible with remote control systems



USA

- Custom LED
- 1 X 5W
- Custom LED
- Lumen: 550
- 2.700 K; CRI: >90

DIMMERABILE / DIMMABLE

Compatible with remote control systems



LALA

Stéphanie Du Mesnil Gaillard

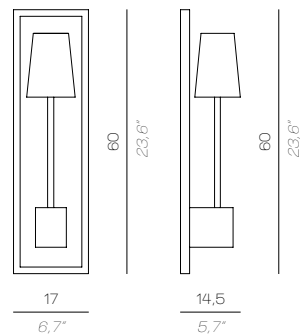


LALA AP SOLIFLOR

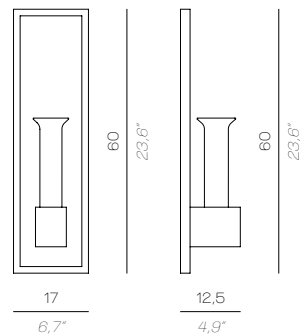


SPECIFICHE PRODOTTO / PRODUCT SPECIFICS

LALA
AP



LALA
AP SOLIFLOR




STRUTTURA / FRAME

Base in rovere tinto wengè
Nickel satinato
Specchio incassato
*Wengè-stained oak base
Satin nickel
Recessed mirror*

PARALUME - DIFFUSORE / SHADE - DIFFUSER

LALA
Cotone bianco
White cotton

LALA SOLIFLOR
Vaso in vetro trasparente
Transparent glass vase



FONTE LUMINOSA / LIGHT SOURCE

LALA AP
E14 LED
Utilizzabili lampadine LED fino
alla massima potenza disponibile
sul mercato
*You can use LED light bulbs of
the highest available wattage*

1 X E14
Lampadina LED
LED light bulb

LALA SOLIFLOR
Custom LED
1 X 3W
Lumen: 250
2.700 K; CRI: >90



USA

LALA AP
E12 LED
You can use LED light bulbs of
the highest available wattage

1 X E12
LED light bulb

LALA SOLIFLOR
Custom LED
1 X 3W
Lumen: 250
2.700 K; CRI: >90



M.ME BUTTERFLY

Gianluigi Landoni



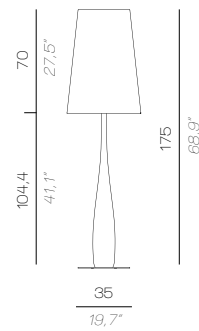
M.ME BUTTERFLY



M.ME BUTTERFLY

SPECIFICHE PRODOTTO / PRODUCT SPECIFICS

M.ME BUTTERFLY



STRUTTURA / FRAME

Stelo in legno, finitura grigio
"canna da fucile" lucido
*Wooden stem lacquered
gunmetal grey*

Base in nickel nero satinato
Black satin nickel base

PARALUME / SHADE

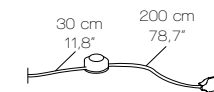
Seta avorio
Ivory silk



CAVO - INTERRUTTORE / CABLE - SWITCH

Tessuto nero
Interruttore On-Off
*Black fabric
On-Off switch*

L: 30 + 200 cm
L: 11,8" + 78,7"



FONTE LUMINOSA / LIGHT SOURCE

E27 LED
Utilizzabili lampadine LED fino
alla massima potenza disponibile
sul mercato
*You can use LED light bulbs of
the highest available wattage*

2 X E27
Lampadine LED
LED light bulbs

DIMMERABILE / DIMMABLE

Disponibile versione con dimmer
per LED su cavo compatibile
solo con lampadine LED
dimmerabili

*Available, on demand, dimmer
switch on the cable (to use
dimmable LED light bulbs only)*

CE

USA

E26 LED
You can use LED light bulbs of
the highest available wattage

2 X E26
LED light bulbs

DIMMABLE

Available, on demand, dimmer
switch on the cable (to use
dimmable LED light bulbs only)

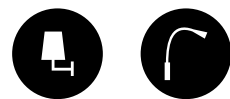


MANHATTAN

All Together

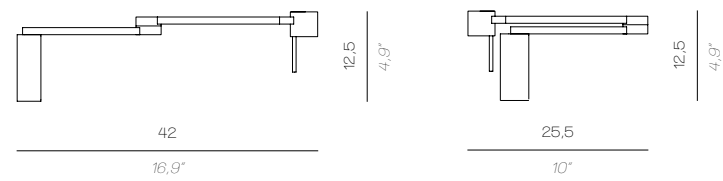


MANHATTAN AP



SPECIFICHE PRODOTTO / *PRODUCT SPECIFICS*

MANHATTAN
AP



Disponibile con o senza interruttore
Available with or without switch

STRUTTURA / *FRAME*



FONTE LUMINOSA / *LIGHT SOURCE*

- Custom LED
- 1 X 3W
- Custom LED
- Lumen: 500
- 2.700 K; CRI: >90



USA

- Custom LED
- 1 X 3W
- Lumen: 500
- 2.700 K; CRI: >90



MELANOCETUS

Tristan Auer



MELANOCETUS PL

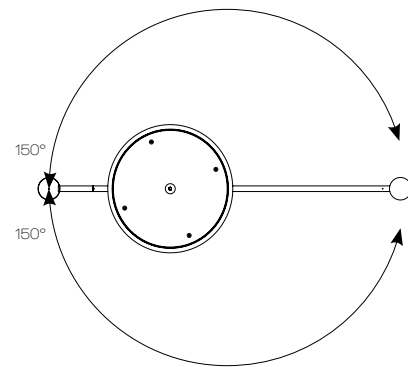
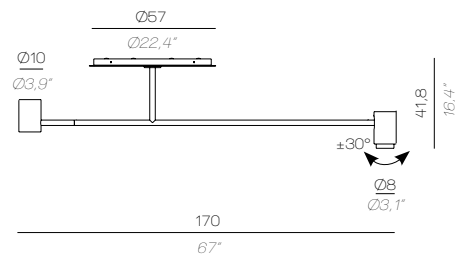


MELANOCETUS PL DOUBLE

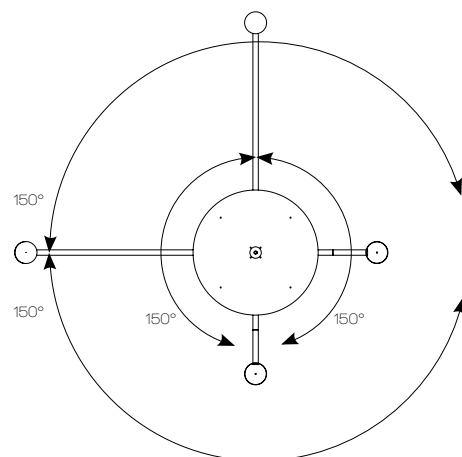
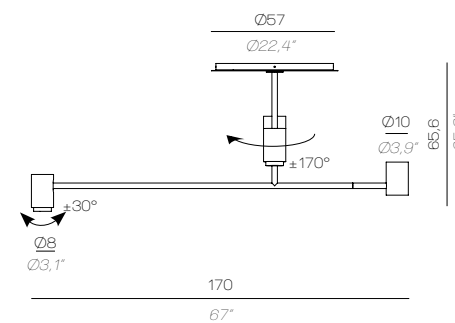


SPECIFICHE PRODOTTO / PRODUCT SPECIFICS

**MELANOCETUS
PL**



**MELANOCETUS
PL DOUBLE**



STRUTTURA / FRAME

 Nero opaco
con dettaglio oro satinato
*Matt black
with satin gold detail*

 Oro satinato
con dettaglio nero opaco
*Satin gold
with matt black detail*

DIFFUSORE / DIFFUSER

 Plexiglass satinato
Satin plexiglass



FRONTE LUMINOSA / LIGHT SOURCE

 **GU10 LED**
Utilizzabili lampadine LED fino
alla massima potenza disponibile
sul mercato
*You can use LED light bulbs of
the highest available wattage*


DIMMERABILE / DIMMABLE

PL
2 X 9W
GU10 LED
Lumen: 2 X 870
3.000 K; CRI: >90

PL DOUBLE
4 X 9W
GU10 LED
Lumen: 4 X 870
3.000 K; CRI: >90



USA

 **GU10 LED**
You can use LED light bulbs of
the highest available wattage

DIMMABLE

PL
2 X 9W
GU10 LED
Lumen: 2 X 870
3.000 K; CRI: >90

PL DOUBLE
4 X 9W
GU10 LED
Lumen: 4 X 870
3.000 K; CRI: >90

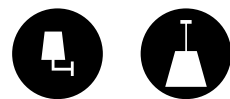


MESSALINA

Massimiliano Raggi



MESSALINA SO



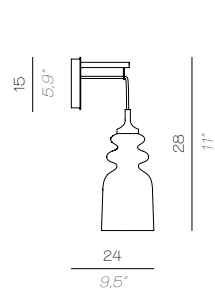


MESSALINA AP

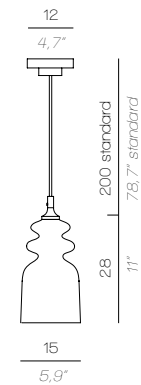
MESSALINA CLUSTER

SPECIFICHE PRODOTTO / PRODUCT SPECIFICS

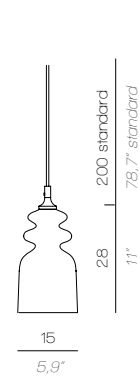
MESSALINA AP



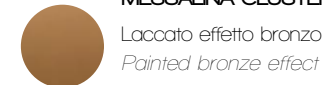
MESSALINA SO ROSONE
MESSALINA SO CANOPY



MESSALINA SO DIFFUSORE + CAVO
MESSALINA SO DIFFUSER + CABLE

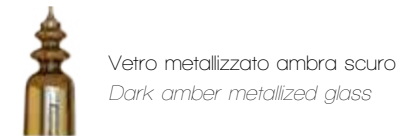


STRUTTURA / FRAME



STRUTTURA MESSALINA CLUSTER
MESSALINA CLUSTER FRAME

DIFFUSORE / DIFFUSER



CAVO / CABLE

Tessuto bronzo
Bronze fabric

SO
H: 200 cm / H: 78,7"

FRONTE LUMINOSA / LIGHT SOURCE

E27 LED o Classic DECO LED
Utilizzabili lampadine LED fino alla massima potenza disponibile sul mercato
You can use LED light bulbs of the highest available wattage


1 X E27 LED or Classic DECO LED
Lampadina LED
LED light bulb



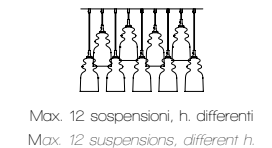
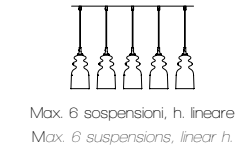
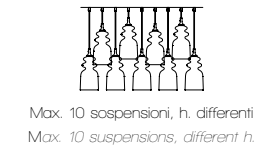

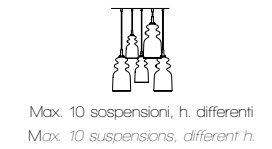
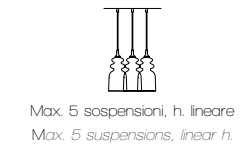
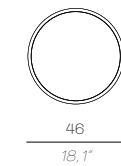
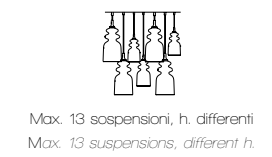
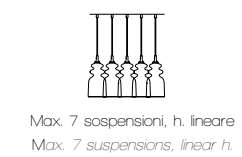
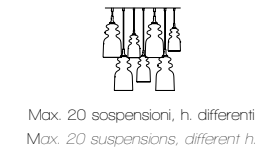
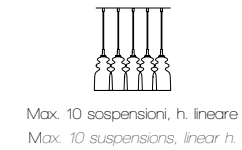
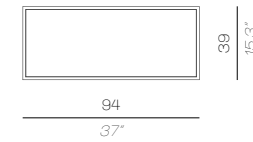
USA

E26 LED or Classic DECO LED
You can use LED light bulbs of the highest available wattage

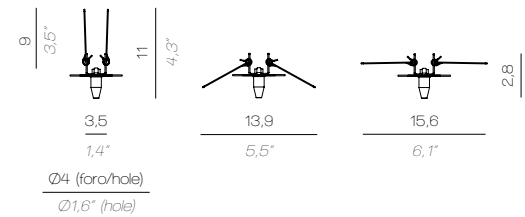
1 X E26 LED or Classic DECO LED
LED light bulb



MESSALINA CLUSTERS



MESSALINA
ATTACCO PER CONTROSOFFITTO
CONNECTION FOR FALSE CEILING



MIKADO

Massimiliano Raggi



MIKADO FL





MIKADO SO DOUBLE





MIKADO AP SOLO



MIKADO FL



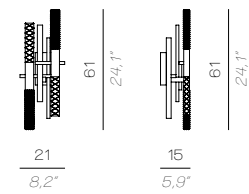
MIKADO TA SOLO



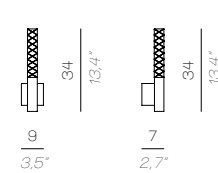
MIKADO TA

SPECIFICHE PRODOTTO / PRODUCT SPECIFICS

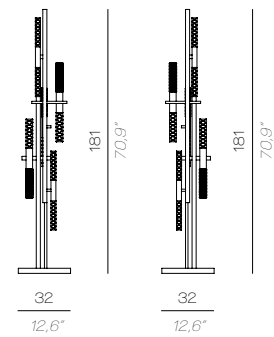
MIKADO AP



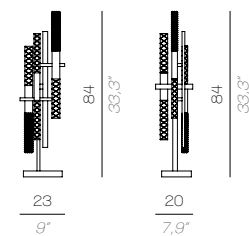
MIKADO AP SOLO



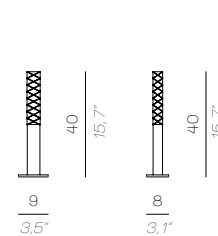
MIKADO FL



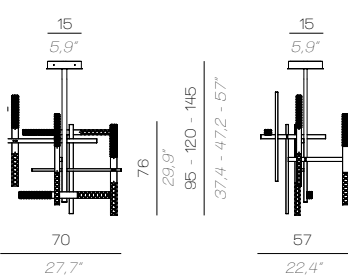
MIKADO TA



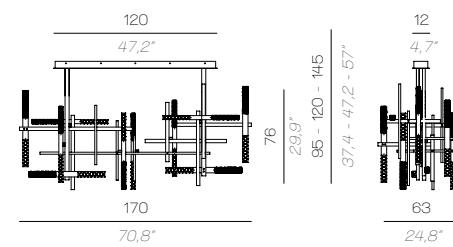
MIKADO TA SOLO



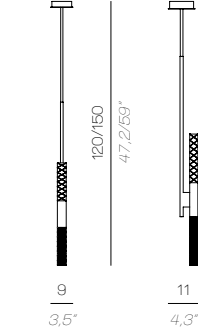
MIKADO SO



MIKADO SO DOUBLE



MIKADO SO SOLO



STRUTTURA / FRAME



DIFFUSORE / DIFFUSER

Cristallo trasparente / Transparent crystal



CAVO - INTERRUTTORE/ CABLE - SWITCH

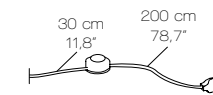
Tessuto nero / Black fabric

TA / TA SOLO

Pulsante a tre intensità sulla base / Three step push switch on the base
L: 200 cm / L: 78,7"

FL

Pulsante dimmerabile a piede / Foot dimmer switch
L: 30 + 200 cm / L: 11,8" + 78,7"



FONTE LUMINOSA / LIGHT SOURCE

○ Custom LED

AP
4 X 4W
Lumen: 2.240
3.000 K; CRI: >90

AP SOLO / SO SOLO
2 X 4W
Lumen: 1.120
3.000 K; CRI: >90

SO / FL
10 X 4W
Lumen: 5.600
3.000 K; CRI: >90

SO DOUBLE
20 X 4W
Lumen: 11.200
3.000 K; CRI: >90

TA
6 X 4W
Lumen: 3.360
3.000 K; CRI: >90

TA SMALL
1 X 4W
Lumen: 500
3.000 K; CRI: >90

DIMMERABILE / DIMMABLE

TA / TA SOLO
Dimmerabile a tre livelli di intensità (100 - 70 - 30%) / Dimmable with three intensity levels (100 - 70 - 30%)

FL
Dimmerabile a piede / Dimmable with foot control

AP / SO
Compatibili con sistemi di controllo remoto / Compatible with remote control systems



USA

○ Custom LED

AP
4 X 4W
Lumen: 2.240
3.000 K; CRI: >90

AP SOLO / SO SOLO
2 X 4W
Lumen: 1.120
3.000 K; CRI: >90

SO / FL
10 X 4W
Lumen: 5.600
3.000 K; CRI: >90

SO DOUBLE
20 X 4W
Lumen: 11.200
3.000 K; CRI: >90

TA
6 X 4W
Lumen: 3.360
3.000 K; CRI: >90

TA SMALL
1 X 4W
Lumen: 500
3.000 K; CRI: >90

DIMMABLE

TA / TA SOLO
Dimmable with three intensity levels (100 - 70 - 30%)

FL
Dimmable with foot control

AP / SO
Compatible with remote control systems



MUSE LANTERN

Tristan Auer



MUSE LANTERN MEDIUM



MUSE LANTERN MEDIUM



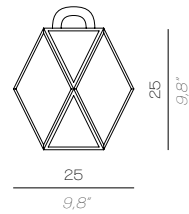
MUSE LANTERN SMALL



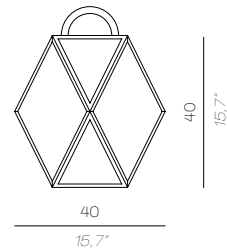
MUSE LANTERN SO LARGE

SPECIFICHE PRODOTTO / PRODUCT SPECIFICS

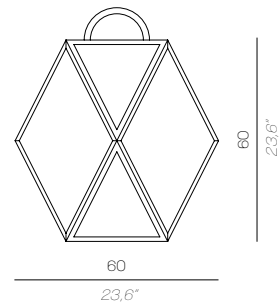
**MUSE LANTERN
SMALL**



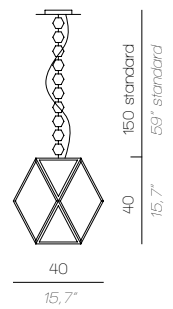
**MUSE LANTERN
MEDIUM**



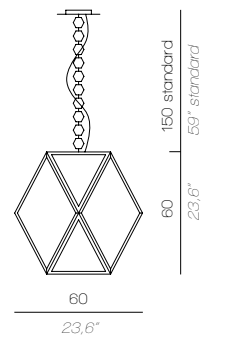
**MUSE LANTERN
LARGE**




**MUSE LANTERN
SO MEDIUM**



**MUSE LANTERN
SO LARGE**



STRUTTURA / FRAME



Bronzo spazzolato
Bronze satin



Maniglia in seta intrecciata color
miele
Honey-coloured braided silk
handle

DIFFUSORE / DIFFUSER



Acrilico color ambra
Amber finish acrylic



CAVO - INTERRUTTORE / CABLE - SWITCH

SO

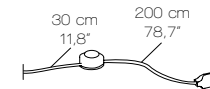
Cavo in seta intrecciata color miele e catena in metallo
Honey-coloured braided silk rope with metal chain

H: 150 cm

TA

Tessuto nero
Interruttore On-Off
Black fabric
On-Off switch

L: 30 + 200 cm
L: 11,8 + 78,7"



FONTE LUMINOSA / LIGHT SOURCE



E27 Classic Deco LED
Utilizzabili lampadine LED fino
alla massima potenza disponibile
sul mercato

You can use LED light bulbs of
the highest available wattage

1 X E27
Lampadine LED
LED light bulb

DIMMERABLE / DIMMABLE

TA

Disponibile versione con dimmer
per LED su cavo compatibile
solo con lampadine LED
dimmerabili

Available, on demand, dimmer
switch on the cable (to use
dimmerable LED light bulbs only)



USA



E26 Classic Deco LED
You can use LED light bulbs of
the highest available wattage

1 X E26 Classic Deco LED
LED light bulb

DIMMABLE

TA

Available, on demand, dimmer
switch on the cable (to use
dimmerable LED light bulbs only)



ONGO

Jessica Corr for Tzelan



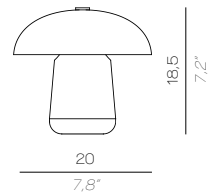
ONGO BATTERY



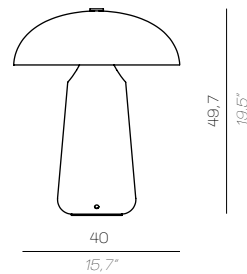


SPECIFICHE PRODOTTO / PRODUCT SPECIFICS

ONGO BATTERY



ONGO XL



STRUTTURA / FRAME




DIFFUSORE / DIFFUSER



CAVO - INTERRUTTORE / CABLE - SWITCH

ONGO XL
Cavo intrecciato color oro
Interruttore On-Off sulla base
*Braided gold fabric cable
On-Off switch on the base*

L: 200 cm
L: 78,7"



FONTE LUMINOSA / LIGHT SOURCE

ONGO XL
E27 LED
Utilizzabili lampadine LED fino alla massima potenza disponibile sul mercato
You can use LED light bulbs of the highest available wattage
1 X E27
Lampadina LED
LED light bulb

ONGO BATTERY
Custom LED
Autonomia: circa 8 ore
Cicli di vita: 600
Tempi di ricarica: circa 4 ore
Fornito con caricabatterie
*Autonomy: about 8 hours
Lifestyle cycles: 600
Charging time: about 4 hours
Supplied with battery charger*



1 X 2W
Custom LED
Lumen: 550
2.800 K; CRI: >90



USA

ONGO XL
E26 LED
You can use LED light bulbs of the highest available wattage
1 X E26
LED light bulb

ONGO BATTERY
Custom LED
Autonomy: about 8 hours
Lifestyle cycles: 600
Charging time: about 4 hours
Supplied with battery charger



1 X 2W
Custom LED
Lumen: 550
2.800 K; CRI: >90

OOPS

Gianluigi Landoni



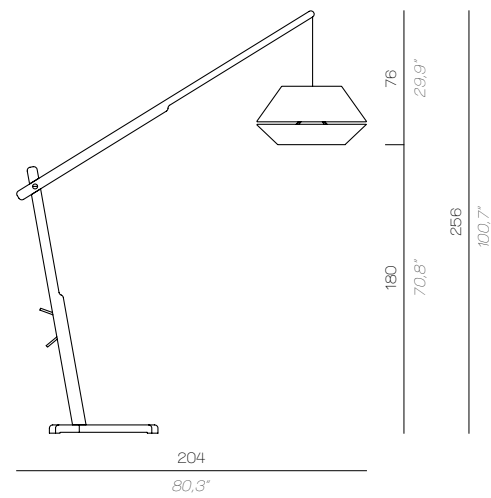
OOPS



OOPS

SPECIFICHE PRODOTTO / *PRODUCT SPECIFICS*

OOPS
FL



STRUTTURA / *FRAME*



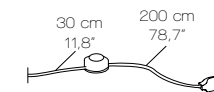
PARALUME / *SHADE*



CAVO - INTERRUTTORE / *CABLE - SWITCH*

Tessuto nero
Interruttore On-Off
*Black fabric
On-Off switch*

L: 30 + 200 cm
L: 11,8" + 78,7"



FONTE LUMINOSA / *LIGHT SOURCE*

E27 LED
Utilizzabili lampadine LED fino alla massima potenza disponibile sul mercato
You can use LED light bulbs of the highest available wattage

1 X E27
Lampadina LED
LED light bulb



USA

E26 LED
You can use LED light bulbs of the highest available wattage


1 X E26 LED
LED light bulb

QUADRA NEW

All Together



QUADRA NEW TA DESK



QUADRA NEW FL




QUADRA NEW LISEUSE



QUADRA NEW AP LED



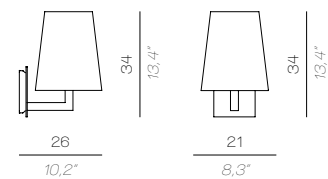
QUADRA NEW AP



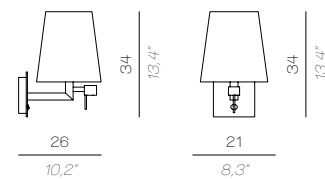
QUADRA NEW TA

SPECIFICHE PRODOTTO / PRODUCT SPECIFICS

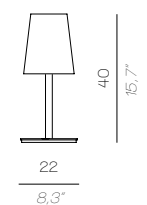
QUADRA NEW AP



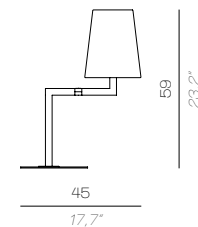
QUADRA NEW AP LED



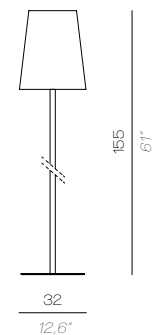
QUADRA NEW TA



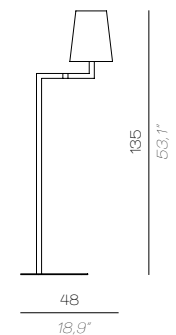
QUADRA NEW TA DESK



QUADRA NEW FL



QUADRA NEW FL LISEUSE



STRUTTURA / FRAME



Bronzo spazzolato chiaro opaco
Matt light satin bronze



Laccato nero seta opaco
Matt black silk lacquered

PARALUME / SHADE



Cotone bianco
White cotton



Lino bianco
White linen

**PASSAMANERIA OPZIONALE BORDO INFERIORE
OPTIONAL LOWER BORDER TRIM**



Senape
"Mustard colour"

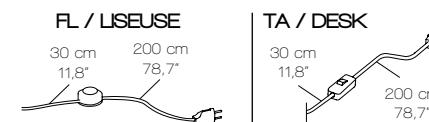


Nero
Black

CAVO - INTERRUTTORE / CABLE - SWITCH

Tessuto nero
Interruttore On-Off
Black fabric
On-Off switch

FL / LISEUSE / TA / DESK
L: 30 + 200 cm / L: 11,8" + 78,7"



FONTE LUMINOSA / LIGHT SOURCE

E27 LED
Utilizzabili lampadine LED fino alla massima potenza disponibile sul mercato
You can use LED light bulbs of the highest available wattage

Custom LED
Solo per AP LED
Only for AP LED

AP / TA / TA DESK / FL / FL LISEUE
1 X E27
Lampadina LED
LED light bulb

AP LED
1 X E27 LED +
1 X 3W Custom LED
Lumen: 500
2.700 K; CRI: >90

DIMMERABILE / DIMMABLE

TA / TA DESK / FL / FL LISEUE
Disponibile versione con dimmer per LED su cavo compatibile solo con lampadine LED dimmerabili
Available, on demand, dimmer switch on the cable (to use dimmable LED light bulbs only)



USA

E26 LED
You can use LED light bulbs of the highest available wattage

Custom LED
Only for AP LED

AP / TA / TA DESK / FL / FL LISEUE
1 X E26
LED light bulb

AP LED
1 X E26 LED +
1 X 3W Custom LED
Lumen: 500
2.700 K; CRI: >90


DIMMABLE

TA / TA DESK / FL / FL LISEUE
Available, on demand, dimmer switch on the cable (to use dimmable LED light bulbs only)



RECESSED

Staffan Tollgard

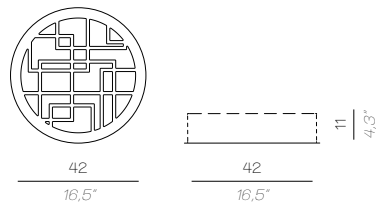


RECESSED

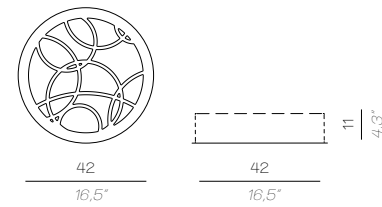


SPECIFICHE PRODOTTO / PRODUCT SPECIFICS

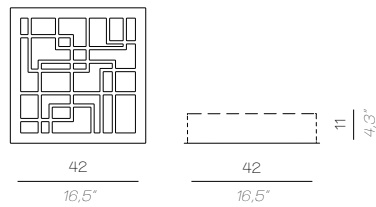
RECESSED ROUND 1




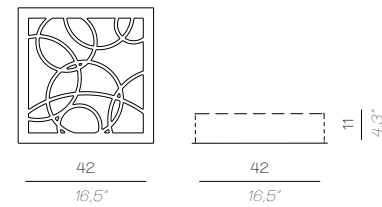
RECESSED ROUND 2



RECESSED SQUARE 1



RECESSED SQUARE 2



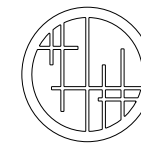
STRUTTURA / FRAME



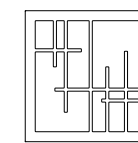
DIFFUSORE / DIFFUSER



MASCHERINA OPZIONALE / OPTIONAL MASK



ROUND 3



SQUARE 3

FONTE LUMINOSA / LIGHT SOURCE

- Custom LED
- 1 X 30W
- Lumen: 4.000
- 3.000 K; CRI: >90

DIMMERABILE / DIMMABLE

Compatibile con sistemi di controllo remoto
Compatible with remote control systems



USA

- Custom LED
- 1 X 30W
- Lumen: 4.000
- 3.000 K; CRI: >90

DIMMABLE

Compatible with remote control systems

RESETTE PL

Staffan Tollgard



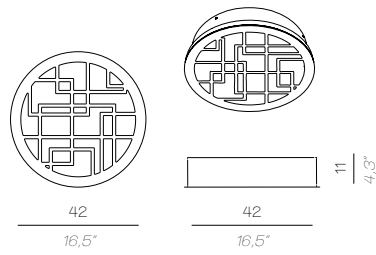
RESETTE PL



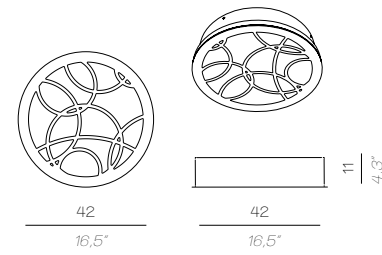
RESETTE PL

SPECIFICHE PRODOTTO / PRODUCT SPECIFICS

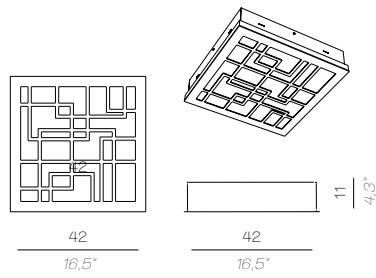
**RESETTE PL
ROUND 1**



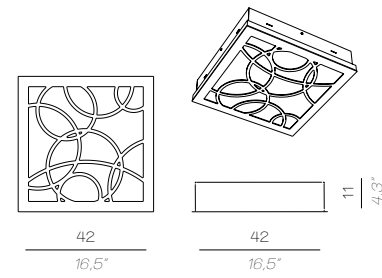
**RESETTE PL
ROUND 2**



**RESETTE PL
SQUARE 1**



**RESETTE PL
SQUARE 2**



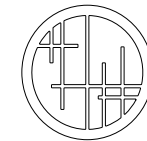
STRUTTURA / FRAME



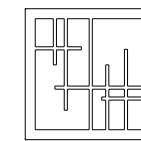
DIFFUSORE / DIFFUSER



MASCHERINA OPZIONALE / OPTIONAL MASK



ROUND 3



SQUARE 3

FONTE LUMINOSA / LIGHT SOURCE

- Custom LED
1 X 30W
Lumen: 4.000
3.000 K; CRI: >90

DIMMERABILE / DIMMABLE

Compatibile con sistemi di controllo remoto
Compatible with remote control systems



USA

- Custom LED
1 X 30W
Lumen: 4.000
3.000 K; CRI: >90

DIMMABLE

Compatible with remote control systems

RETTANGOLA NEW

All Together



RETTANGOLA NEW TA

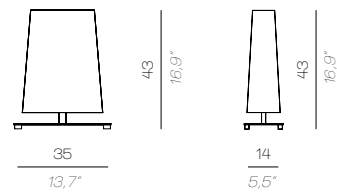
RETTANGOLA NEW TA SMALL



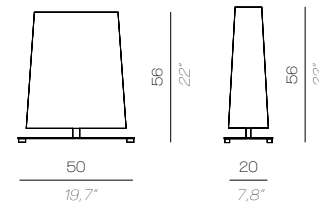
RETTANGOLA NEW FL

PRODUCT SPECIFICS

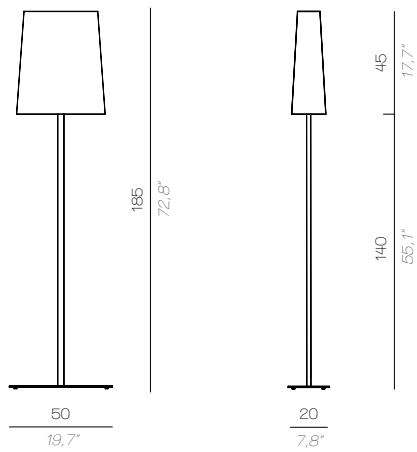
**RETTANGOLA NEW
TA SMALL**



**RETTANGOLA NEW
TA**



**RETTANGOLA NEW
FL**



STRUTTURA / FRAME

 Bronzo spazzolato chiaro opaco
Matt light satin bronze

 Laccato nero seta opaco
Matt black silk lacquered


DIFFUSORE / DIFFUSER

 Cotone bianco
White cotton

 Lino bianco
White linen

**PASSAMANERIA OPZIONALE QUATTRO BORDI
OPTIONAL FOUR BORDER TRIM**

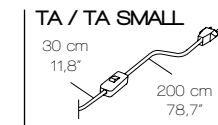
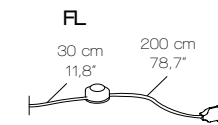
 Nero
Black



CAVO - INTERRUTTORE / CABLE - SWITCH

Tessuto nero
Black fabric

TA / TA SMALL / FL
Interruttore On-Off
On-Off switch
L: 30 + 200 cm
L: 11,8" + 78,7"



FONTE LUMINOSA / LIGHT SOURCE

 E27 LED
Utilizzabili lampadine LED fino alla massima potenza disponibile sul mercato
You can use LED light bulbs of the highest available wattage

1 X E27
Lampadina LED
Led light bulb

DIMMERABILE / DIMMABLE

Disponibile versione dimmerabile con dimmer per LED su cavo compatibile solo con lampadine LED dimmerabili
Available, on demand, dimmer switch on the cable (to use dimmable LED light bulbs only)



USA

 E26 LED
You can use LED light bulbs of the highest available wattage

1 X E26
Led light bulb


DIMMABLE

Available, on demand, dimmer switch on the cable (to use dimmable LED light bulbs only)



SATOR #2

Massimiliano Raggi



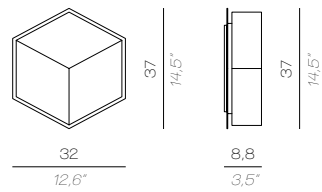
SATOR #2 AP MEDIUM



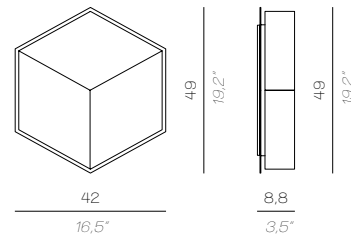
SATOR #2 SMALL, MEDIUM & LARGE

SPECIFICHE PRODOTTO / PRODUCT SPECIFICS

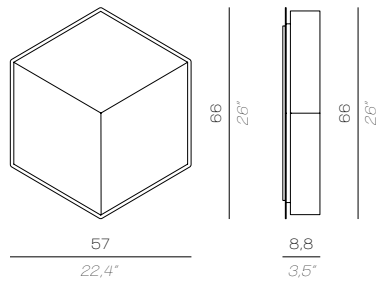
**SATOR #2
AP SMALL**



**SATOR #2
AP MEDIUM**



**SATOR #2
AP LARGE**



PARALUME / SHADE

Trilogia di bianco / *White trilogy*



PASSAMANERIA / TRIM



FONTE LUMINOSA / LIGHT SOURCE

- Custom LED
- AP SMALL**
1 X 17W
Lumen: 2.480
3.000 K; CRI: >90
- AP MEDIUM**
1 X 30W
Lumen: 4.300
3.000 K; CRI: >90
- AP LARGE**
1 X 55W
Lumen: 7.000
3.000 K; CRI: >90

DIMMERABILE / DIMMABLE

Compatibili con sistemi di controllo remoto
Compatible with remote control systems



USA


- Custom LED
- AP SMALL**
1 X 17W
Lumen: 2.480
3.000 K; CRI: >90
- AP MEDIUM**
1 X 30W
Lumen: 4.300
3.000 K; CRI: >90
- AP LARGE**
1 X 55W
Lumen: 7.000
3.000 K; CRI: >90

DIMMABLE

Compatible with remote control systems

SOLITARIO

Marcello Colli e Maurizio Di Mauro



SOLITARIO SO DOUBLE





SOLITARIO SO

COMPOSIZIONE / COMPOSITION

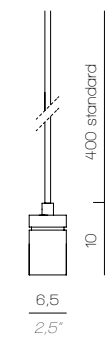
1 X ROSONE / CANOPY



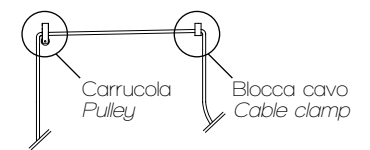
1 X ROSONE / CANOPY



4 X SOLITARIO SO

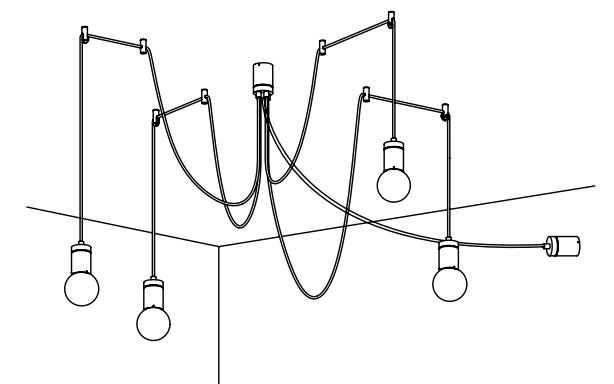


KIT ACCESSORI / ACCESSORIES



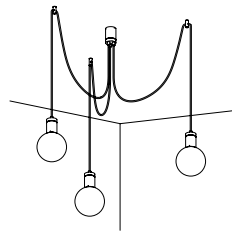
4 X SFERE / SPHERES

SPOT Ø12 / Ø4.7"
spot light

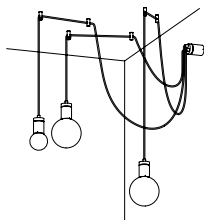


ESEMPI APPLICATIVI / INSTALLATION EXAMPLES

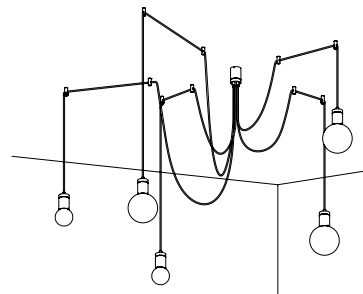
DISEGNI / DRAWINGS



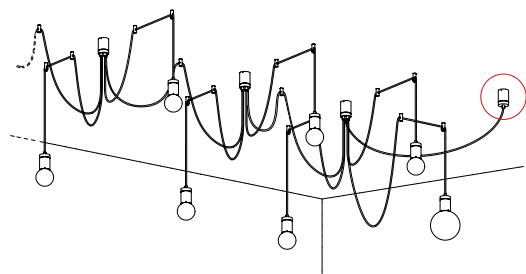
- 1 X Rosone 3x / canopy 3x
- 3 X SOLITARIO SO
- 3 X Kit accessori / accessories
(Carrucola / blocca cavo)
(Pulley / cable clamp)
- 3 X Sfere Ø20 / spheres Ø20 / Ø7,9"



- 1 X Rosone 3x / canopy 3x
- 3 X SOLITARIO SO
- 6 X Kit accessori / accessories
(Carrucola / blocca cavo)
(Pulley / cable clamp)
- 1 X Sfera Ø12 / sphere Ø12 / Ø4,7"
- 2 X Sfere Ø20 / spheres Ø20 / Ø7,9"



- 1 X Rosone 5x / canopy 5x
- 5 X SOLITARIO SO
- 10 X Kit accessori / accessories
(Carrucola / blocca cavo)
(Pulley / cable clamp)
- 2 X Sfere Ø12 / spheres Ø12 / Ø4,7"
- 3 X Sfere Ø20 / spheres Ø20 / Ø7,9"



**UNA SOLA USCITA ELETTRICA
PER COMPOSIZIONI POTENZIALMENTE INFINITE**
**JUST ONE ELECTRICAL OUTPUT
FOR POTENTIALLY UNLIMITED COMPOSITIONS**





SOLTARIO SO DOUBLE



SOLTARIO SO

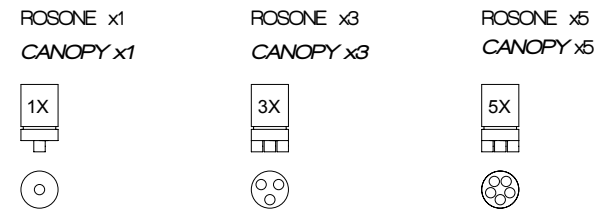


SOLITARIO AP

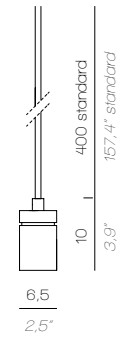


SOLITARIO AP SMALL

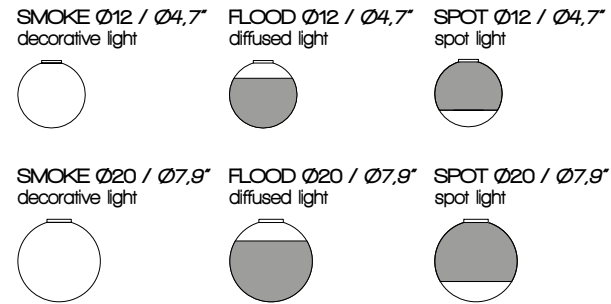
SPECIFICHE PRODOTTO / PRODUCT SPECIFICS



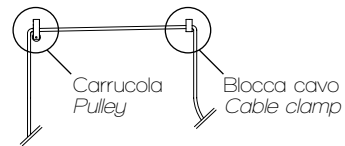
**SOLITARIO
SO**




**SFERE
SPHERES**



**CARRUCOLA / BLOCCA CAVO
PULLEY / CABLE CLAMP**



STRUTTURA / FRAME



**STRUTTURA SOLITARIO CLUSTER
SOLITARIO CLUSTER FRAME**

DIFFUSORE / DIFFUSER

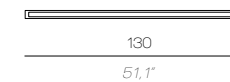
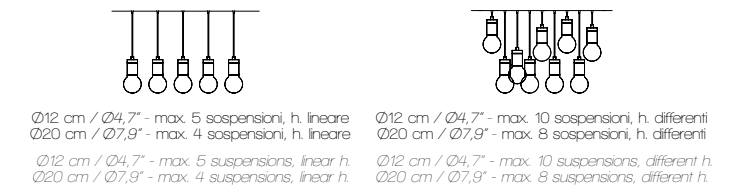
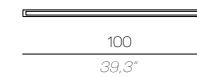
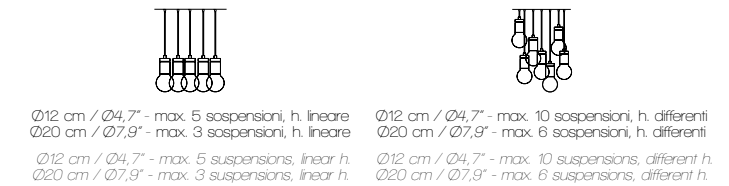
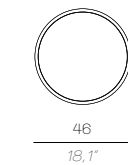
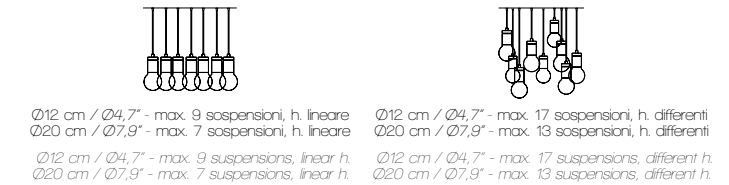
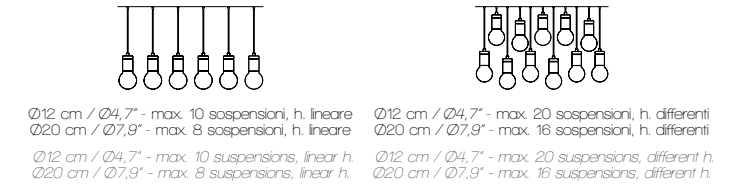
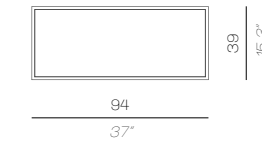


CAVO / CABLE

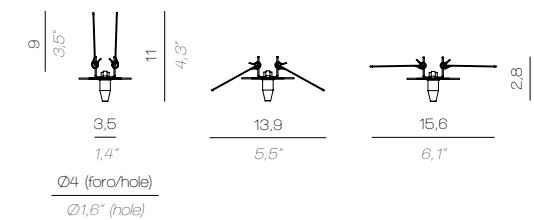
Tessuto grigio
Grey fabric

SO
L: 400 cm
L: 157,4"

SOLITARIO CLUSTERS

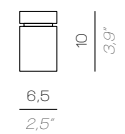


**SOLITARIO
ATTACCO PER CONTROSOFFITTO
CONNECTION FOR FALSE CEILING**

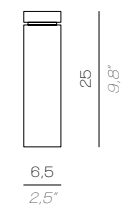


SPECIFICHE PRODOTTO / PRODUCT SPECIFICS

SOLITARIO
PL H.10

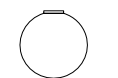


SOLITARIO
PL H.25

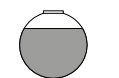


SFERE
SPHERES

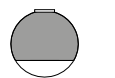
SMOKE Ø12 / Ø4,7" decorative light



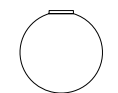
FLOOD Ø12 / Ø4,7" diffused light



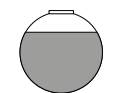
SPOT Ø12 / Ø4,7" spot light



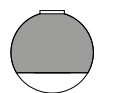
SMOKE Ø20 / Ø7,9" decorative light



FLOOD Ø20 / Ø7,9" diffused light



SPOT Ø20 / Ø7,9" spot light



ACCESSORI PL
PL ACCESSORIES

ENGRAVED decorative light



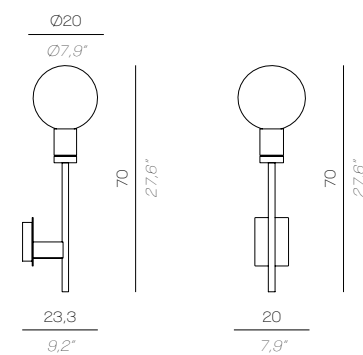
FLOOD diffused light



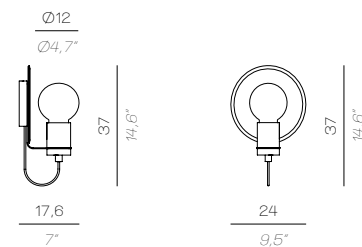
SPOT spot light



SOLITARIO
AP



SOLITARIO
AP SMALL



STRUTTURA / FRAME

Bronzo spazzolato chiaro opaco
Matt light satin bronze

Laccato nero seta opaco
Matt black silk lacquered

DIFFUSORE / DIFFUSER

SMOKE
Luce decorativa
Decorative light



FLOOD
Luce diffusa
Diffused light



SPOT
Luce spot
Spot light



ENGRAVED
Luce decorativa
Decorative light



FLOOD
Luce diffusa
Diffused light

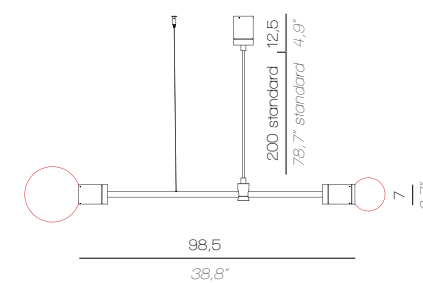


SPOT
Luce puntiforme
Spot light



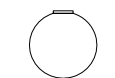
SPECIFICHE PRODOTTO / PRODUCT SPECIFICS

SOLITARIO
SO DOUBLE

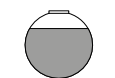


SFERE SOLITARIO SO DOUBLE
SOLITARIO SO DOUBLE SPHERES

SMOKE Ø12 / Ø4,7" decorative light



FLOOD Ø12 / Ø4,7" diffused light



SMOKE Ø20 / Ø7,9" decorative light



FLOOD Ø20 / Ø7,9" diffused light



STRUTTURA / FRAME

Bronzo spazzolato chiaro opaco
Matt light satin bronze

Laccato nero seta opaco
Matt black silk lacquered

DIFFUSORE / DIFFUSER

SMOKE
Luce decorativa
Decorative light



FLOOD
Luce diffusa
Diffused light



FONTE LUMINOSA / LIGHT SOURCE

GU10 LED
Utilizzabili lampadine LED fino alla massima potenza disponibile sul mercato
You can use LED light bulbs of the highest available wattage

DIMMERABILE / DIMMABLE

Compatibili con sistemi di controllo remoto
Compatible with remote control systems

1 X GU10 LED
Lumen: 870
3.000 K; CRI: >90

SO DOUBLE
2 X GU10 LED
Lumen: 1.740
3.000 K; CRI: >90



USA

GU10 LED
You can use LED light bulbs of the highest available wattage

DIMMABLE

Compatible with remote control systems

1 X GU10 LED
Lumen: 870
3.000 K; CRI: >90

SO DOUBLE
2 X GU10 LED
Lumen: 1.740
3.000 K; CRI: >90



STARDUST

Marcello Colli & Maurizio Di Mauro



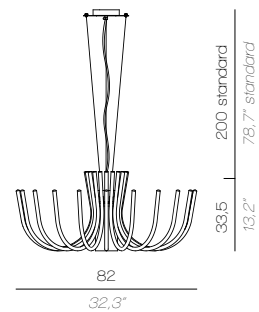
STARDUST SO SMALL



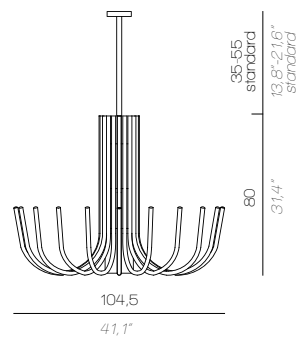
STARDUST SO LARGE

SPECIFICHE PRODOTTO / PRODUCT SPECIFICS

STARDUST SO SMALL



STARDUST SO LARGE



STRUTTURA / FRAME



Bronzo satinto chiaro opaco
Matt satin light bronze



Nickel nero
Polished black nickel

DIFFUSORE / DIFFUSER



Vetro bianco satinato
Satin white glass



CAVO/ CABLE

Tessuto nero
Black fabric

SO SMALL
H: 200 cm
H: 78,7"

SO LARGE TIGE
H: 35/55 cm
H: 13,7" / 21,6"

Due fonti luminose indipendenti
Doppia accensione
Two independent light sources
Double switching

FONTE LUMINOSA / LIGHT SOURCE

 E27 dimmerabile LED
E27 dimmable LED
Utilizzabili lampadine LED fino alla massima potenza disponibile sul mercato
You can use LED light bulbs of the highest available wattage

DIMMERABILE / DIMMABLE


Compatibili con sistemi di controllo remoto
Compatible with remote control systems

 Custom LED - Non dimmerabile
Custom LED - Not dimmable

1 X E27 +
20 X 3W
Custom LED light
Lumen: 4.500



USA

 E26 dimmerabile LED
You can use LED light bulbs of the highest available wattage

DIMMABLE

Compatible with remote control systems

 Custom LED - Not dimmable

1 X E26 +
20 X 3W
Custom LED light
Lumen: 4.500



TATA

Andrea Fogli



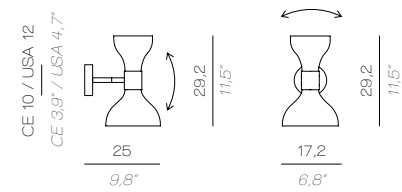
TATA AP



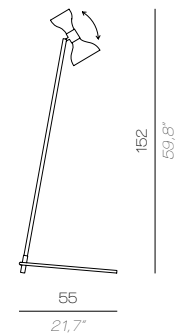
TATA FL

SPECIFICHE PRODOTTO / PRODUCT SPECIFICS

**TATA
AP**



**TATA
FL**



STRUTTURA / FRAME

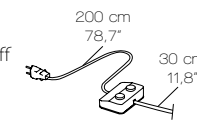


DIFFUSORE / DIFFUSER



CAVO - INTERRUTTORE / CABLE - SWITCH

FL
Tessuto nero
Doppio Interruttore On-Off
Doppia accensione
Black fabric
Double On-Off switch
Double switching



L: 30 + 200 cm
L: 11,8" + 78,7"

FONTE LUMINOSA / LIGHT SOURCE

E27 LED
Utilizzabili lampadine LED fino alla massima potenza disponibile sul mercato
You can use LED light bulbs of the highest available wattage

2 X E27
Lampadine LED
LED light bulbs



USA

E26 LED
You can use LED light bulbs of the highest available wattage

2 X E26
LED light bulbs



TIMELESS

Staffan Tollgard



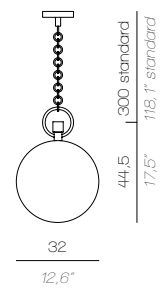
TIMELESS SO SMALL



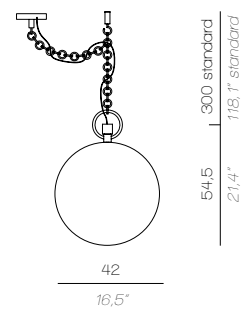
TIMELESS SO LARGE & SO SMALL

SPECIFICHE PRODOTTO / PRODUCT SPECIFICS

TIMELESS SO SMALL



TIMELESS SO LARGE



STRUTTURA / FRAME



DIFFUSORE / DIFFUSER



CAVO / CABLE

Tessuto nero
Black fabric

SO
H: 300 cm
H: 118,1"

FONTE LUMINOSA / LIGHT SOURCE

○ Custom LED

DIMMERABILE / DIMMABLE

Compatibili con sistemi di controllo remoto
Compatible with remote control systems

SO SMALL
2 X 17W
Lumen: 4.960
3.000 K; CRI: >90

SO LARGE
2 X 30W
Lumen: 8.000
3.000 K; CRI: >90



USA

○ Custom LED

DIMMABLE
Compatible with remote control systems

SO SMALL
2 X 17W
Lumen: 4.960
3.000 K; CRI: >90

SO LARGE
2 X 30W
Lumen: 8.000
3.000 K; CRI: >90

TREASURE

Massimiliano Raggi



TREASURE CLUSTER





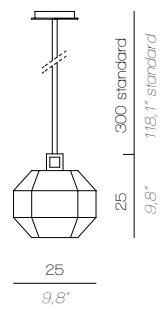
TREASURE SO



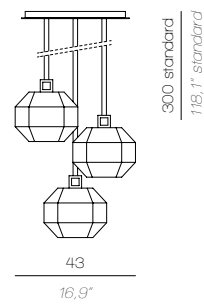
TREASURE DELUXE CLUSTER

SPECIFICHE PRODOTTO / PRODUCT SPECIFICS

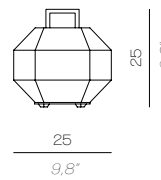
**TREASURE
SO**



**TREASURE
CLUSTER OF 3**



**TREASURE
TA**



STRUTTURA / FRAME

DELUXE version



Nickel lucido
Polished nickel



Oro rosa
Rose gold

DIFFUSORE / DIFFUSER

DELUXE version



Cristallo inciso
Engraved crystal



Cristallo inciso metallizzato oro
rosa
Rose gold metallized engraved
crystal



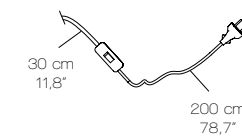
CAVO - INTERRUTTORE / CABLE - SWITCH

SO

Cuoio intrecciato nero
Black braided leather
H: 300 cm
H: 118,1"

TA

Tessuto nero
Interruttore dimmerabile
Black fabric
Dimmable switch
L: 30 + 200 cm
L: 11,8" + 78,7"



FONTE LUMINOSA / LIGHT SOURCE

E27 LED
Utilizzabili lampadine LED fino
alla massima potenza disponibile
sul mercato
You can use LED light bulbs of
the highest available wattage

1 X E27
Lampadine LED
LED light bulb



USA


E26 LED
You can use LED light bulbs of the
highest available wattage

1 X E26
LED light bulb



UFFIZI

Massimiliano Raggi



UFFIZI AP TRIO

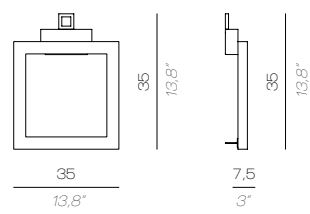


UFFIZI TA

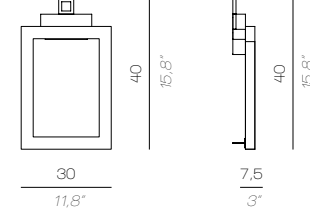


SPECIFICHE PRODOTTO / PRODUCT SPECIFICS

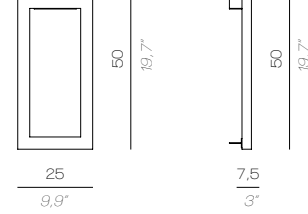
UFFZI
AP 1



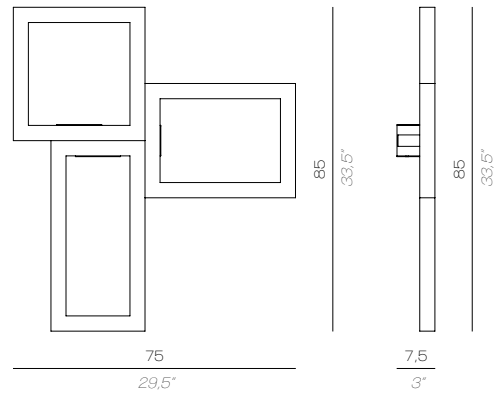
UFFZI
AP 2



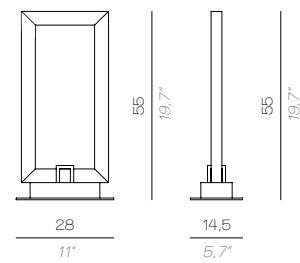
UFFZI
AP 3



UFFZI
AP TRIO



UFFZI
TA



STRUTTURA / FRAME



DIFFUSORE / DIFFUSER



CAVO - INTERRUTTORE / CABLE - SWITCH

Tessuto nero
Pulsante dimmerabile sulla base
Black fabric
Dimmable push switch on the base

TA
L: 200 cm
L: 78,7"

FONTE LUMINOSA / LIGHT SOURCE



DIMMERABILE / DIMMABLE

TA
Dimmerabile sulla base
Dimmable on the base

AP
Compatibili con sistemi di controllo remoto
Compatible with remote control systems

AP 1 / AP 2 / AP 3 / TA
1 X 25W
Lumen: 2.100
2.700 K; CRI: >90

AP TRIO
3 X 25W
Lumen: 6.300
2.700 K; CRI: >90



USA



DIMMERABILE / DIMMABLE

TA
Dimmable on the base

AP
Compatible with remote control systems

AP 1 / AP 2 / AP 3 / TA
1 X 25W
Lumen: 2.100
2.700 K; CRI: >90

AP TRIO
3 X 25W
Lumen: 6.300
2.700 K; CRI: >90



UP

Massimiliano Raggi



UP DESK



UP AP



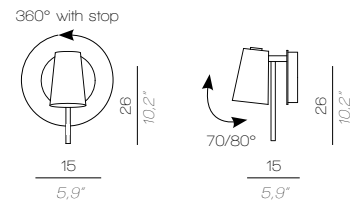
UP DESK



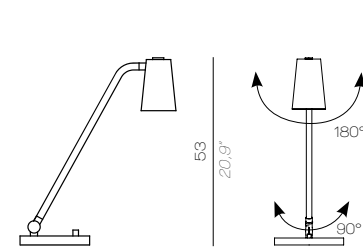
UP FL

SPECIFICHE PRODOTTO / PRODUCT SPECIFICS

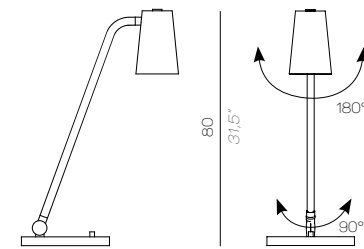
**UP
AP**



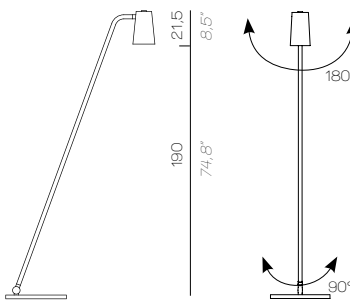
**UP
DESK**



**UP
DESK XL**




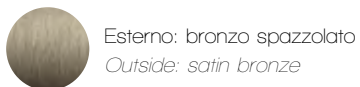
**UP
FL**



STRUTTURA / FRAME



DIFFUSORE / DIFFUSER

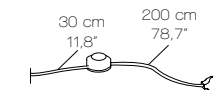


CAVO - INTERRUTTORE / CABLE - SWITCH

AP
Interruttore rotativo sulla base
Rotary switch on the base

Tessuto nero
Black fabric
DESK / DESK XL
Interruttore rotativo sulla base
Rotary switch on the base
L: 200 cm
L: 78,7"

FL
Interruttore On-Off
On-Off switch
L: 30 + 200 cm
L: 11,8" + 78,7"



FONTE LUMINOSA / LIGHT SOURCE

E27 LED
Utilizzabili lampadine LED fino alla massima potenza disponibile sul mercato
You can use LED light bulbs of the highest available wattage

DIMMERABILE / DIMMABLE

FL
Disponibile versione con dimmer per LED su cavo compatibile solo con lampadine LED dimmerabili
Available, on demand, dimmer switch on the cable (to use dimmable LED light bulbs only)

1 X E27
Lampadine LED
LED light bulb



USA

E26 LED
You can use LED light bulbs of the highest available wattage

DIMMABLE

FL
Available, on demand, dimmer switch on the cable (to use dimmable LED light bulbs only)

1 X E26
LED light bulb



VEGAS

Massimiliano Raggi



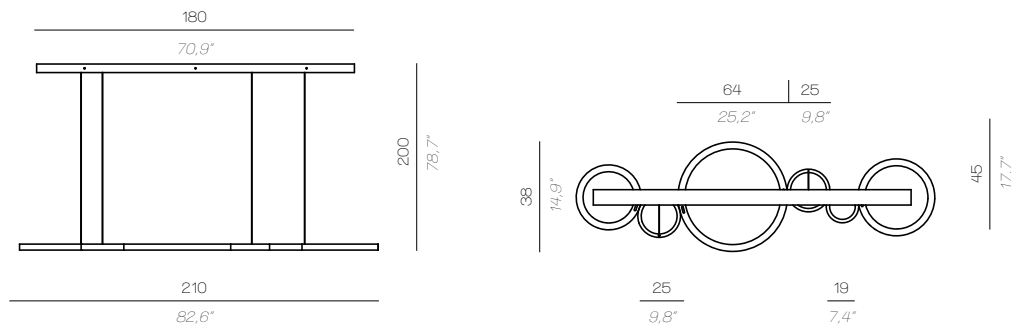
VEGAS SO



VEGAS SO

SPECIFICHE PRODOTTO / PRODUCT SPECIFICS

VEGAS
SO



STRUTTURA / FRAME

 Rosone bronzo spazzolato
Satin bronze canopy

 Rosone laccato bianco opaco
Matt white lacquered canopy

DIFFUSORE / DIFFUSER

 Anello grande in legno bronzo scuro
Larger ring in dark bronze painted wood

 Anelli in legno verniciati bianco opaco
Rings in matt white painted wood

 Anelli piccoli in legno bronzo chiaro
Smaller rings in light bronze painted wood

 Dischi in alcrite effetto alabastro
Alcrite diffusing discs with alabaster effect

 Dischi in alcrite effetto alabastro
Alcrite diffusing discs with alabaster effect



CAVO / CABLE

Cavi in acciaio coassiali
Coaxial steel cables
H: 200 cm
H: 78,7"

Due fonti luminose indipendenti
Doppia accensione
Two independent light sources
Double switching
H: 200 cm
H: 78,7"

FONTE LUMINOSA / LIGHT SOURCE

 COB LED 12W

 Strip LED 12W +
Strip LED 8W

DIMMERABILE / DIMMABLE

COB LED - solo rosone
Compatible with remote control systems
COB LED - canopy only
Compatible with remote control systems


Rosone
Canopy
3 x 12W COB LED
(tot. 5.400 Lumen)
2.700 K, CRI: >90

Anelli
Rings
2 x 12W Strip LED +
1 x 8W Strip LED
(tot. 1.400 Lumen)
2.700 K, CRI: >90



USA

 COB LED 12W

 Strip LED 12W +
Strip LED 8W

DIMMABLE

COB LED - canopy only
Compatible with remote control systems

Canopy
3 x 12W COB LED
(tot. 5.400 Lumen)
2.700 K, CRI: >90

Rings
2 x 12W Strip LED +
1 x 8W Strip LED
(tot. 1.400 Lumen)
2.700 K, CRI: >90





CON TARDI[®]

OUTDOOR



Nella giusta luce, al momento giusto, tutto è straordinario.

In the right light, at the right time, everything is extraordinary.

(Aaron Rose)

OUTDOOR

Indice alfabetico / *Alphabetical index*

B	BABU	p.6
C	CALYPSO SO OUTDOOR	p.12
	CALYPSO SO XL OUTDOOR	p.18
	CALYPSO FL OUTDOOR	p.22
	CALYBABU	p.26
	COCO MEGA OUTDOOR	p.30
	CUBE OUTDOOR	p.34
F	FREEDOM	p.38
M	MOON	p.44
	MUSE LANTERN OUTDOOR	p.50
	MUSE OUTDOOR	p.56
X	XXL FL OUTDOOR	p.64

Le immagini sono inserite al solo scopo illustrativo. Le nostre finiture sono il risultato di processi molto delicati di lavorazione artigianale. Piccole differenze e imperfezioni non devono essere considerate difetti ma caratteristiche tipiche del prodotto, nonché garanzia di alta qualità ed unicità.

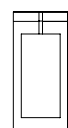
Images are for illustrative purpose only. Our finishes are the result of very delicate handcraft processes. Small differences and imperfections should not be considered as defects but as specific traits of the products, as well as the guarantee of their high quality and uniqueness.

OUTDOOR

Indice per tipologia / *Category index*



AP - LAMPADA A PARETE / *WALL LAMP*




COCO MEGA OUTDOOR
p.30




FREEDOM
p.38



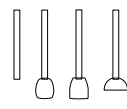
SO - LAMPADA A SOSPENSIONE / *SUSPENSION LAMP*




CALYPSO SO OUTDOOR
p.12




CALYPSO SO XL OUTDOOR
p.18



MOON
p.44



MUSE LANTERN OUTDOOR
p.50



MUSE OUTDOOR
p.56



TA - LAMPADA DA TAVOLO / *TABLE LAMP*



FREEDOM
p.38



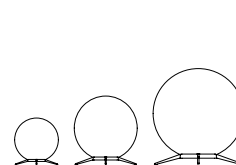
MUSE LANTERN OUTDOOR
p.50




MUSE OUTDOOR
p.56



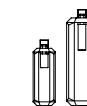
FL - LAMPADA A TERRA / *FLOOR LAMP*



BABU
p.6



CALYPSO FL OUTDOOR
p.22



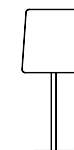
CUBE OUTDOOR
p.34



FREEDOM
p.38



MUSE OUTDOOR
p.56



XXL FL OUTDOOR
p.64



POUF



CALYBABU
p.26



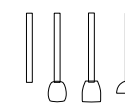
BATTERIA / *BATTERY*



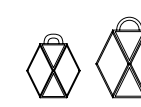
CUBE OUTDOOR
p.34



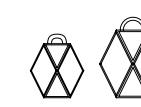
FREEDOM
p.38



MOON
p.44



MUSE LANTERN OUTDOOR
p.50



MUSE OUTDOOR
p.56

BABU

Massimiliano Raggi



BABU SMALL TEXTILE

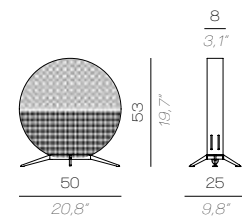
BABU MEDIUM TRIBAL



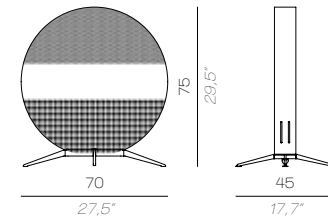


SPECIFICHE PRODOTTO / PRODUCT SPECIFICS

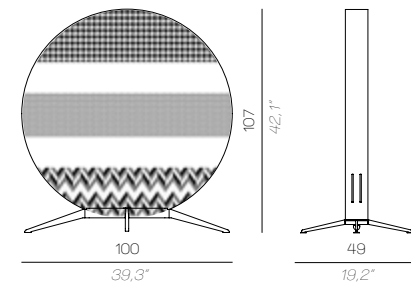
BABU TEXTILE SMALL



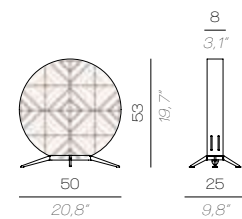
BABU TEXTILE MEDIUM



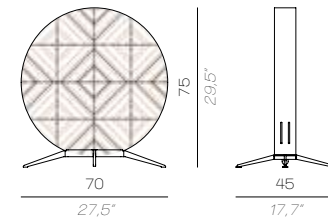
BABU TEXTILE LARGE



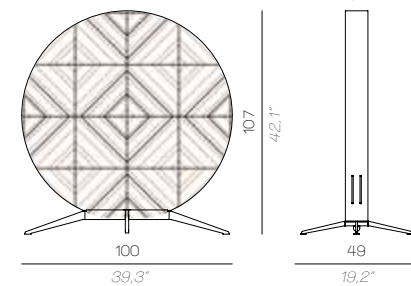
BABU TRIBAL SMALL



BABU TRIBAL MEDIUM



BABU TRIBAL LARGE



STRUTTURA / FRAME

● Acciaio laccato effetto champagne, trattamento cataforesi Marine Grade
 Champagne painted steel, Marine Grade with cathaphoresis treatment

PARALUME / SHADE

● Stampa TEXTILE digitale 3D su tessuto
 3D digital TEXTILE printing on fabric

● Passamaneria in velluto outdoor senape
 "Mustard colour" velvet trim - for outdoor use

● Passamaneria in velluto outdoor arancio
 "Orange colour" velvet trim - for outdoor use

● Passamaneria in velluto outdoor blu avio
 "Aviation blue colour" velvet trim - for outdoor use

● Stampa TRIBAL digitale 3D su tessuto
 3D digital TRIBAL printing on fabric



ANCORAGGIO AL SUOLO / GROUND ANCHORING

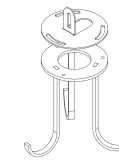
Ancoraggio a pavimento
 Floor anchoring



Ancoraggio a terreno
 Ground anchoring



Ancoraggio a cemento
 Cement anchoring



CAVO / CABLE

Cavo nero
 Connettore IP68 per esterni
 Black cable
 IP68 outdoor connector



L: 200 cm
 L: 78,7"

FONTE LUMINOSA / LIGHT SOURCE

● Strip LED IP65



SMALL
 1 X 15W
 Lumen: 1.820
 3.000 K; CRI: >90

MEDIUM
 1 X 15W
 Lumen: 2.600
 3.000 K; CRI: >90

LARGE
 1 X 15W
 Lumen: 3.640
 3.000 K; CRI: >90



USA

● Strip LED IP65



SMALL
 1 X 15W
 Lumen: 1.820
 3.000 K; CRI: >90

MEDIUM
 1 X 15W
 Lumen: 2.600
 3.000 K; CRI: >90

LARGE
 1 X 15W
 Lumen: 3.640
 3.000 K; CRI: >90

CALYPSO SO OUTDOOR

Servomuto



CALYPSO SO OUTDOOR

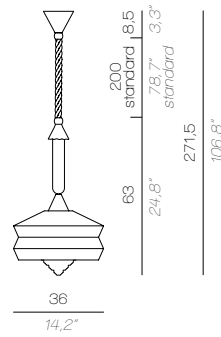


CALYPSO SO OUTDOOR

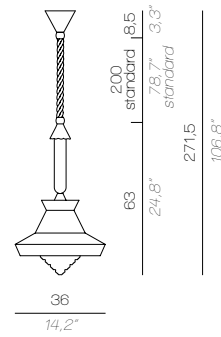


SPECIFICHE PRODOTTO / PRODUCT SPECIFICS

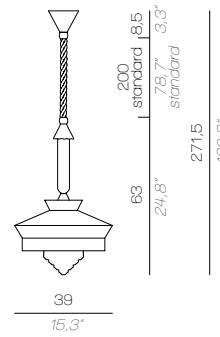
CALYPSO ANTIGUA
SO OUTDOOR



CALYPSO GUADALOUPE
SO OUTDOOR



CALYPSO MARTINIQUE
SO OUTDOOR



STRUTTURA / FRAME



DIFFUSORE E PARALUME / DIFFUSER AND SHADE



ANTIGUA



Black



Mint



Sale e pepe



White

GUADALOUPE



Black



Mint



Sale e pepe



White

MARTINIQUE



Black



Yellow



Building



White



CAVO / CABLE

Corda da marina impermeabile intrecciata in tinta verde
Green waterproof braided rope

SO
H: 200 cm
H: 78,7"

FONTE LUMINOSA / LIGHT SOURCE

E27 T8 Tubular LED
IP65
Utilizzabili lampadine LED fino
alla massima potenza disponibile
sul mercato
You can use LED light bulbs of
the highest available wattage

H max. 12,5 cm / 4,9"

1 X E27 T8
Lampadina Tubular LED
Tubular LED bulb



CE

USA

E26 T8 Tubular LED
IP65

You can use LED light bulbs of
the highest available wattage

H max. 12,5 cm / 4,9"

1 X E26 T8
Tubular LED bulb



CALYPSO SO XL OUTDOOR

Servomuto



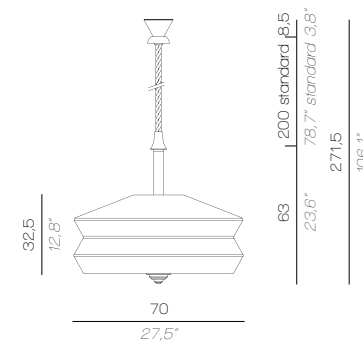
CALYPSO SO XL OUTDOOR

CALYPSO SO OUTDOOR

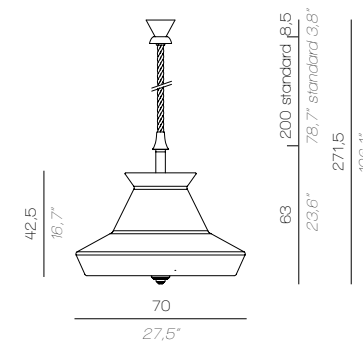


SPECIFICHE PRODOTTO / PRODUCT SPECIFICS

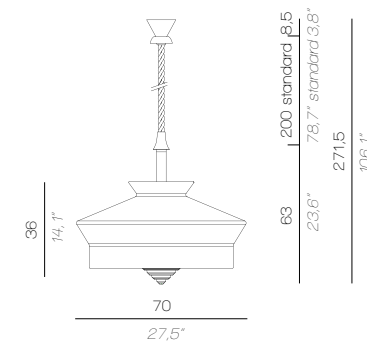
**CALYPSO ANTIGUA
SO XL OUTDOOR**



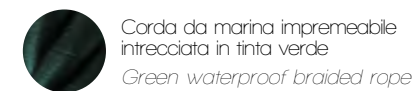
**CALYPSO GUADALOUPE
SO XL OUTDOOR**



**CALYPSO MARTINIQUE
SO XL OUTDOOR**



STRUTTURA / FRAME



DIFFUSORE & PARALLUME / DIFFUSER & SHADE



CAVO / CABLE

Corda da marina impermeabile intrecciata in tinta verde
Green waterproof braided rope

SO
H: 200 cm
H: 78,7"

FONTE LUMINOSA / LIGHT SOURCE

E27 T8 Tubular LED
Utilizzabili lampadine LED fino alla massima potenza disponibile sul mercato
You can use LED light bulbs of the highest available wattage

H max. 12,5 cm / 4,9"

1 X E27 T8
Lampadina Tubular LED
Tubular LED bulb



USA

E26 T8 Tubular LED
IP65

You can use LED light bulbs of the highest available wattage

H max. 12,5 cm / 4,9"

1 X E26 T8
Tubular LED bulb



CALYPSO FLOOR OUTDOOR

Servomuto



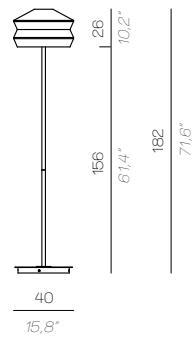
CALYPSO FL + TABLE OUTDOOR



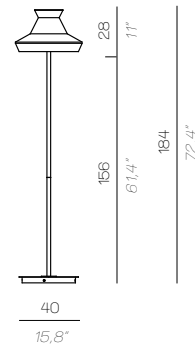
CALYPSO FL OUTDOOR & FL DOUBLE OUTDOOR

SPECIFICHE PRODOTTO / PRODUCT SPECIFICS

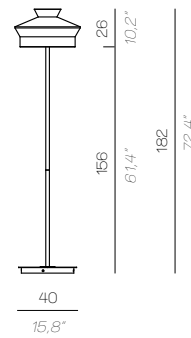
CALYPSO ANTIGUA
FL OUTDOOR



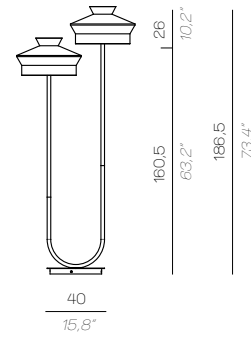
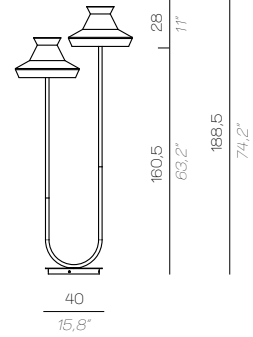
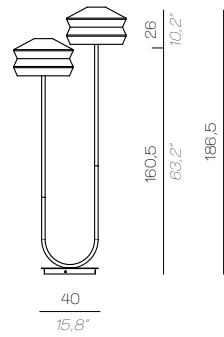
CALYPSO GUADALOUPE



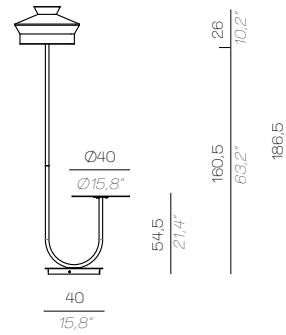
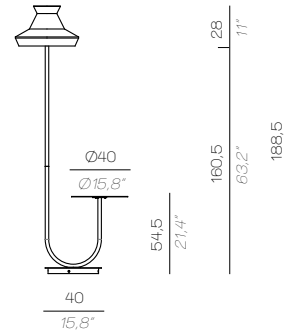
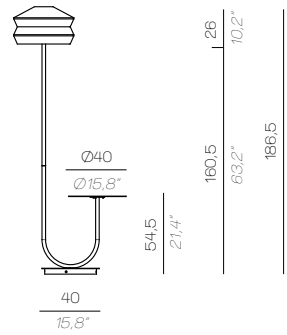
CALYPSO MARTINIQUE



FL DOUBLE OUTDOOR



FL + TABLE OUTDOOR



STRUTTURA / FRAME



Trattamento cataforesi Marine Grade
Marine Grade with cataphoresis treatment

DIFFUSORE & PARALUME / DIFFUSER & SHADE

ANTIGUA



Black



Mint



Sale e pepe



White

GUADALOUPE



Black



Mint



Sale e pepe



White

MARTINIQUE



Black



Yellow



Building



White

ANCORAGGIO AL SUOLO /
GROUND ANCHORING

Ancoraggio a pavimento
Floor anchoring



Ancoraggio a terreno
Ground anchoring



Ancoraggio a cemento
Cement anchoring



CAVO - INTERRUTTORE / CABLE - SWITCH

Cavo nero
Connettore IP68 per esterni
Black cable
IP68 outdoor connector



L: 200 cm
L: 78,7"

FONTE LUMINOSA / LIGHT SOURCE



E27 T8 Tubular LED
Utilizzabili lampadine LED fino
alla massima potenza disponibile
sul mercato

You can use LED light bulbs of
the highest available wattage

H max. 12,5 cm / 4,9"

1 X E27 T8
Lampadina Tubolar LED
Tubular LED bulb



CE

USA



E26 T8 Tubular LED
IP65

You can use LED light bulbs of
the highest available wattage

H max. 12,5 cm / 4,9"

1 X E26 T8
Tubular LED bulb



CALYBABU

Massimiliano Raggi



CALYBABU H.60

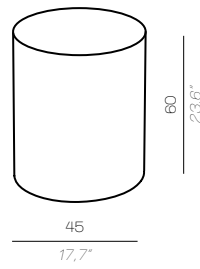


CALYBABU H.45

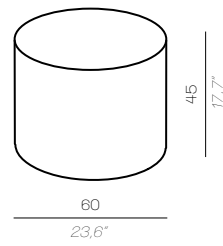


SPECIFICHE PRODOTTO / PRODUCT SPECIFICS

CALYBABU
H. 60



CALYBABU
H. 45



STRUTTURA / COMPOSITION

Cilindro di polistirolo
Polystyrene cylinder

Imbottitura di poliuretano con
trattamento idrorepellente per
esterno

*Polyurethane padding with water
repellent treatment for outdoor use*

RIVESTIMENTO / UPHOLSTERY



Tessuto impermeabile da esterno
ignifugo - non sfoderabile

*Disponibile fodera impermeabile a
sacco di protezione

*Waterproof - fireproof outdoor fabric
- non-removable cover*

**Waterproof cover as a protection
bag available*

PATTERN



PATTERN A



PATTERN B



PATTERN C



PATTERN D



PATTERN E



PATTERN F



PATTERN G



COCO MEGA OUTDOOR

Tristan Auer

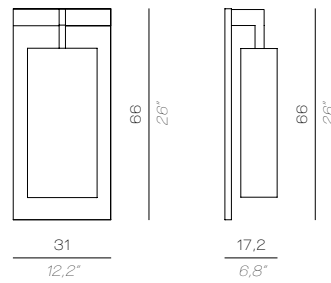


COCO MEGA OUTDOOR



SPECIFICHE PRODOTTO / PRODUCT SPECIFICS

COCO MEGA OUTDOOR



STRUTTURA / FRAME

- Acciaio spazzolato
Legno marino in moca scuro con
trattamento impermeabilizzante
*Satin steel
Dark mocha marine wood with
waterproof treatment*

PARALUME / SHADE

- Tessuto impermeabile a rete
"Dagnet" grigio
*Grey "Dagnet" waterproof
fabric*

FONTE LUMINOSA / LIGHT SOURCE

- E27 T8 Tubular LED
Utilizzabili lampadine LED fino
alla massima potenza disponibile
sul mercato
*You can use LED light bulbs of
the highest available wattage*

H max. 14,5 cm / 5,7"

1 X E27 T8
Lampadina Tubular LED
Tubular LED bulb



CE

USA

- E26 T8 Tubular LED
You can use LED light bulbs of
the highest available wattage

H max. 14,5 cm / 5,7"

1 X E26 T8
Tubular LED bulb



CUBE OUTDOOR


Massimiliano Raggi



CUBE OUTDOOR LARGE

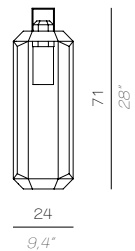


CUBE OUTDOOR SMALL

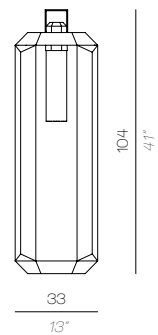


SPECIFICHE PRODOTTO / PRODUCT SPECIFICS

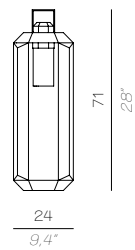
**CUBE OUTDOOR
SMALL BATTERY**



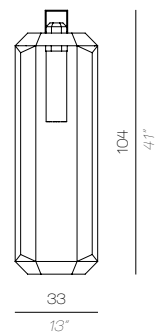
**CUBE OUTDOOR
LARGE BATTERY**



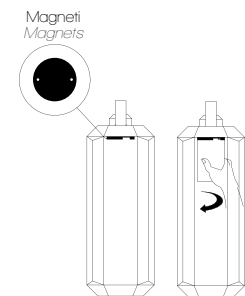
**CUBE OUTDOOR
SMALL**



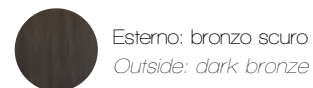
**CUBE OUTDOOR
LARGE**



**ACCENSIONE / SPEGNIMENTO
SWITCHING ON / OFF**



STRUTTURA / FRAME



Esterno: bronzo scuro
Outside: dark bronze



Laccato bianco opaco,
trattamento cataforesi Marine Grade
Matt white lacquered, Marine
Grade with cataphoresis treatment



Interno: laccato oro, trattamento
cataforesi Marine Grade
Inside: gold lacquered, Marine
Grade with cataphoresis
treatment

DIFFUSORE / DIFFUSER



Versione CABLATA
Vetro satinato
WIRED version
Frosted glass



Versione BATTERIA
Plexiglass satinato
BATTERY version
Satin plexiglass

CAVO / CABLE

Cavo nero
Connettore IP68 per esterni
Black cable
IP68 outdoor connector
L: 200 cm
L: 78,7"



FONTE LUMINOSA / LIGHT SOURCE

Versione CABLATA
WIRED version



E27 T8 Tubular LED
Utilizzabili lampadine LED fino
alla massima potenza disponibile
sul mercato

You can use LED light bulbs of
the highest available wattage

H max. 14,5 cm / 5,7"



SMALL / LARGE

1 X E27 T8
Lampadine Tubular LED
Tubular LED bulb

Versione BATTERIA
BATTERY version



Custom LED
IP65
Autonomia: 9/10 ore
Cicli di vita: 600
Tempi di ricarica: 4 ore
Fornita con caricabatterie

Autonomy: 9/10 hours
Lifestyle cycles: 600
Charging time: about 4 hours
Supplied with battery charger



SMALL BATTERY / LARGE BATTERY

1 X 3W
Lumen: 400
2.700 K; CRI: >90



USA

WIRED version



E26 T8 Tubular LED

You can use LED light bulbs of
the highest available wattage

H max. 14,5 cm / 5,7"



SMALL / LARGE

1 X E26 T8
Tubular LED bulb

BATTERY version



Custom LED
IP65
Autonomy: 9/10 hours
Lifestyle cycles: 600
Charging time: about 4 hours
Supplied with battery charger



SMALL BATTERY / LARGE BATTERY

1 X 3W
Lumen: 400
2.700 K; CRI: >90

FREEDOM

Massimiliano Raggi



FREEDOM OUTDOOR





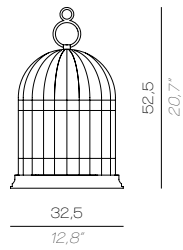
FREEDOM OUTDOOR BATTERY



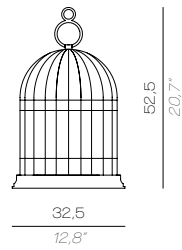
FREEDOM OUTDOOR BATTERY

SPECIFICHE PRODOTTO / PRODUCT SPECIFICS

**FREDOOM
OUTDOOR**



**FREDOOM
OUTDOOR BATTERY**



STRUTTURA / FRAME

 Gabbia in metallo verniciato bronzo
Cage in bronze painted metal

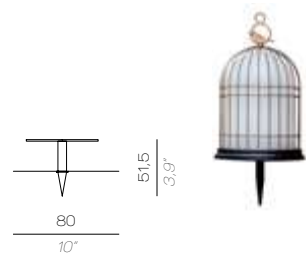
 Base in legno marino marrone scuro con trattamento cataforesi
Dark brown marine wood with waterproof treatment for the base

DIFFUSORE / DIFFUSER

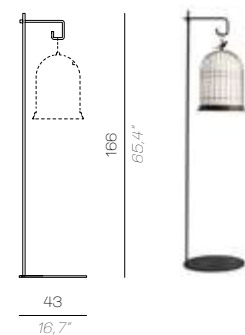
 Vetrorresina crema
Cream-coloured fiberglass

ACCESSORI / ACCESSORY

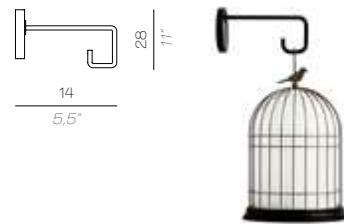
Piastra da terra
Ground plate



Gancio per piantana
Hook for floor



Gancio da parete
Hook for wall



CAVO / CABLE


Cavo nero
Connettore IP68 per esterni
*Black cable
IP68 outdoor connector*



L: 200 cm
L: 78,7"

FONTE LUMINOSA / LIGHT SOURCE

Versione CABLATA
WIRED version

 E27 T8 Tubular LED
IP65
Utilizzabili lampadine LED fino alla massima potenza disponibile sul mercato

You can use LED light bulbs of the highest available wattage

H max. 14,5 cm / 5,7"



FREEDOM
1 X E27 T8
Lampadina Tubular LED
Tubular LED bulb

Versione BATTERIA
BATTERY version

 Custom LED
IP65
Autonomia: 6/8 ore
Cicli di vita: 600
Tempi di ricarica: 4 ore
Fornita con caricabatterie

*Autonomy: 6/8 hours
Lifestyle cycles: 600
Charging time: about 4 hours
Supplied with battery charger*




FREEDOM BATTERY
1 X 3W
Lumen: 400
2.700 K; CRI: >90



USA

WIRED version


 E27 T8 Tubular LED
IP65
You can use LED light bulbs of the highest available wattage

H max. 14,5 cm / 5,7"



FREEDOM
1 X E27 T8
Tubular LED bulb

BATTERY version

 Custom LED
IP65
Autonomy: 6/8 hours
Lifestyle cycles: 600
Charging time: about 4 hours
Supplied with battery charger



FREEDOM BATTERY
1 X 3W
Lumen: 400
2.700 K; CRI: >90

MOON

Pierre Goldoni



MOON CRYSTAL SO & SO BATTERY

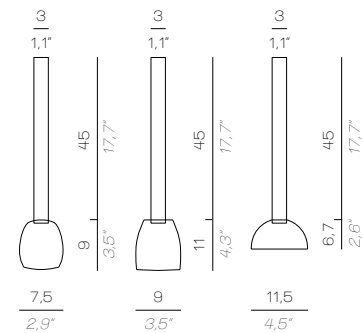




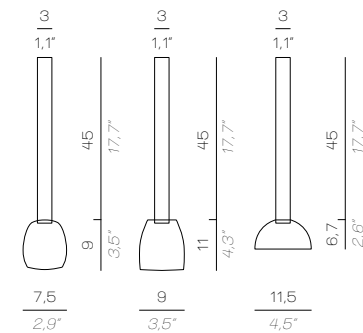
MOON CRYSTAL SO BATTERY

SPECIFICHE PRODOTTO / PRODUCT SPECIFICS

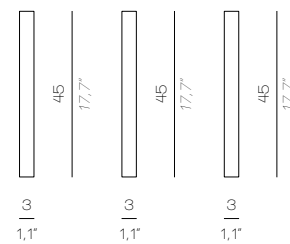
MOON CRYSTAL SO



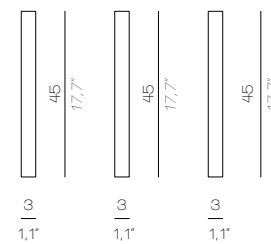
MOON CRYSTAL SO BATTERY



MOON SO



MOON SO BATTERY



STRUTTURA / FRAME



DIFFUSORE MOON CRYSTAL/ MOON CRYSTAL DIFFUSER



ACCESSORI VERSIONE BATTERIA / BATTERY VERSION ACCESSORIES



CAVO / CABLE

Versione CABLATA
WIRED version

Tessuto nero
Black fabric

SO
H: 200 cm
H: 78,7"

Rosone contenente alimentatore e connettore IP65
Power supply and IP65 connector included in the canopy

FONTE LUMINOSA / LIGHT SOURCE

Versione CABLATA
WIRED version

○ Custom LED
1 X 2W
Lumen: 500
3.000 K; CRI >90

Versione BATTERIA
BATTERY version

○ Custom LED

Autonomia: 8 ore
Cicli di vita: 600
Tempi di ricarica: 5/6 ore
Cavetto USB tipo C fornito, alimentatore non fornito
*Autonomy: 8 hours
Lifestyle cycles: 600
Charging time: about 5/6 hours
USB cable type C supplied, charger adapter not supplied*

USA

WIRED version

○ Custom LED
1 X 2W
Lumen: 500
3.000 K; CRI >90

BATTERY version

○ Custom LED

Autonomy: 8 hours
Lifestyle cycles: 600
Charging time: about 5/6 hours
USB cable type C supplied, charger adapter not supplied



MUSE LANTERN OUTDOOR

Tristan Auer



MUSE LANTERN OUTDOOR
SMALL BATTERY



MUSE LANTERN OUTDOOR SO LARGE



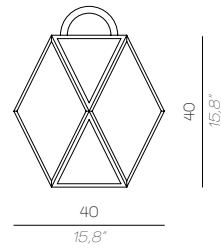
MUSE LANTERN OUTDOOR MEDIUM & LARGE



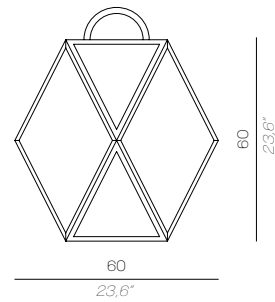
MUSE LANTERN OUTDOOR SMALL BATTERY

SPECIFICHE PRODOTTO / PRODUCT SPECIFICS

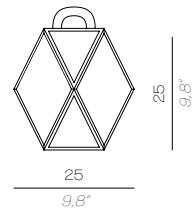
MUSE LANTERN OUTDOOR MEDIUM



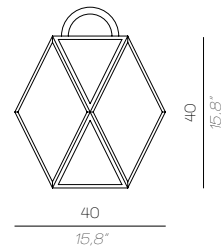
MUSE LANTERN OUTDOOR LARGE



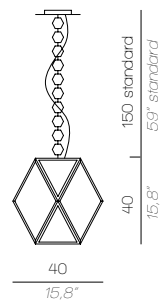
MUSE LANTERN OUTDOOR SMALL BATTERY



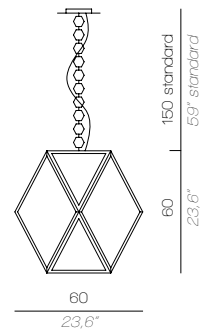
MUSE LANTERN OUTDOOR MEDIUM BATTERY



MUSE LANTERN OUTDOOR SO MEDIUM



MUSE LANTERN OUTDOOR SO LARGE



STRUTTURA / FRAME

 Laccato bronzo
Trattamento cataforesi Marine Grade
*Bronze lacquered
Marine Grade with cataphoresis treatment*

 Maniglia in cuoio intrecciato marrone
Brown braided leather handle

DIFFUSORE / DIFFUSER

 Acrilico color ambra
Amber finish acrylic

CAVO / CABLE

Cavo nero e catena in metallo
Black cable and metal chain

H: 150 cm
H: 59"

TA
Cavo nero
Connettore IP68 per esterni
*Black cable
IP68 outdoor connector*

L: 200 cm
L: 78,7"



FONTE LUMINOSA / LIGHT SOURCE

Versione CABLATA
WIRED version



E27 T8 Tubular LED
Utilizzabili lampadine LED fino alla massima potenza disponibile sul mercato
You can use LED light bulbs of the highest available wattage

H max. 14,5 cm / 5,7"



1 X E27 T8
Lampadina Tubular LED
Tubular LED bulb
IP65

Versione BATTERIA
BATTERY version



Custom LED
IP65
Autonomia: 6/8 ore
Cicli di vita: 600
Tempi di ricarica: circa 4 ore
Fornito con caricabatterie
*Autonomy: 6/8 hours
Lifestyle cycles: 600
Charging time: about 4 hours
Supplied with battery charger*

1 X 3W
Custom LED
Lumen: 430
3.000 K; CRI: >90
IP65



CE

USA

WIRED version



E26 T8 Tubular LED
You can use LED light bulbs of the highest available wattage
H max. 14,5 cm / 5,7"




1 X E26 T8
Tubular LED bulb
IP65

BATTERY version



Custom LED
IP65
Autonomy: 6/8 hours
Lifestyle cycles: 600
Charging time: about 4 hours
Supplied with battery charger

1 X 3W
Custom LED
Lumen: 430
3.000 K; CRI: >90
IP65



MUSE OUTDOOR


Tristan Auer



MUSE OUTDOOR LARGE



MUSE OUTDOOR MEDIUM BATTERY



MUSE OUTDOOR FL





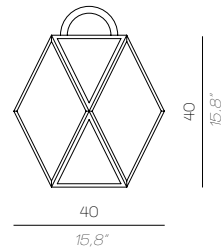
MUSE OUTDOOR SO MEDIUM



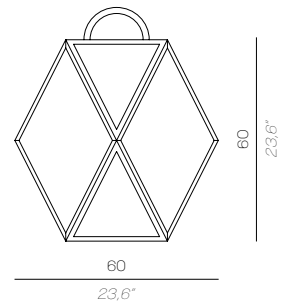
MUSE OUTDOOR MEDIUM

SPECIFICHE PRODOTTO / PRODUCT SPECIFICS

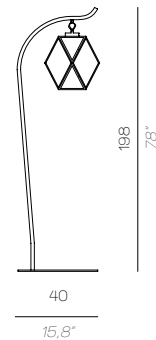
MUSE OUTDOOR MEDIUM



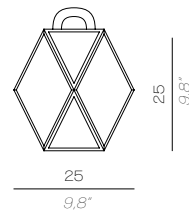
MUSE OUTDOOR LARGE



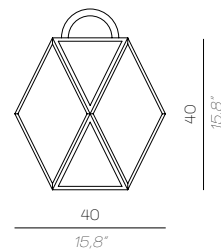
MUSE OUTDOOR FL



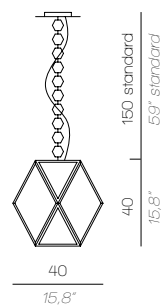
MUSE OUTDOOR SMALL BATTERY



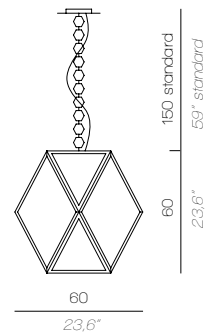
MUSE OUTDOOR MEDIUM BATTERY




MUSE OUTDOOR SO MEDIUM



MUSE OUTDOOR SO LARGE



STRUTTURA / FRAME

 Laccato bianco opaco
Trattamento cataforesi Marine Grade
*Matt white lacquered
Marine Grade with cataphoresis
treatment*

 Laccato nero opaco
Trattamento cataforesi Marine Grade
*Matt black lacquered
Marine Grade with cataphoresis
treatment*

 Maniglia in cuoio intrecciato
bianco / nero
Black / white braided leather handle

DIFFUSORE / DIFFUSER

 Acrilico satinato
Satin finish acrylic

CAVO / CABLE

SO
Cavo nero e catena in metallo
Black cable and metal chain
H: 150 cm
H: 59"

TA / FL
Cavo nero
Black cable
IP68 outdoor connector
L: 200 cm
L: 78,7"



FONTE LUMINOSA / LIGHT SOURCE

Versione CABLATA
WIRED version

 E27 T8 Tubular LED
Utilizzabili lampadine LED fino
alla massima potenza disponibile
sul mercato
*You can use LED light bulbs of
the highest available wattage*
H max. 14,5 cm / 5,7"



1 X E27 T8
Lampadina Tubular LED
Tubular LED bulb
IP65

Versione BATTERIA
BATTERY version


 Custom LED
IP65
Autonomia: 6/8 ore
Cicli di vita: 600
Tempi di ricarica: circa 4 ore
Fornito con caricabatterie
*Autonomy: 6/8 hours
Lifestyle cycles: 600
Charging time: about 4 hours
Supplied with battery charger*

1 X 3W
Custom LED
Lumen: 500
3.000 K; CRI: >90
IP65



USA


WIRED version

 E26 T8 Tubular LED
You can use LED light bulbs of
the highest available wattage
H max. 14,5 cm / 5,7"



1 X E26 T8
Tubular LED bulb
IP65

Versione BATTERIA
BATTERY version

 Custom LED
IP65
Autonomy: 6/8 hours
Lifestyle cycles: 600
Charging time: about 4 hours
Supplied with battery charger

1 X 3W
Custom LED
Lumen: 500
3.000 K; CRI: >90
IP65



XXL FL OUTDOOR

Gianluigi Landoni



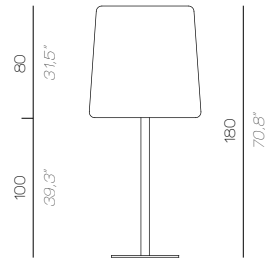
XXL FL OUTDOOR



XXL FL OUTDOOR

SPECIFICHE PRODOTTO / *PRODUCT SPECIFICS*

XXL
FL OUTDOOR




STRUTTURA / *FRAME*

Laccato avorio
Trattamento cataforesi Marine
Grade
*Ivory lacquered
Marine Grade with cataphoresis
treatment*

DIFFUSORE / *DIFFUSER*

Vetroresina color crema
Cream-coloured fiberglass



CAVO / *CABLE*

Cavo nero
Connettore IP68 per esterni
*Black cable
IP68 outdoor connector*

L: 200 cm
L: 78,7"



FONTE LUMINOSA / *LIGHT SOURCE*

E27 T8 Tubular LED
Utilizzabili lampadine LED fino
alla massima potenza disponibile
sul mercato
*You can use LED light bulbs of
the highest available wattage*

H max. 14,5 cm / 5,7"

1 X E27 T8
Lampadina Tubular LED
Tubular LED bulb



USA

E26 T8 Tubular LED
IP65

You can use LED light bulbs of
the highest available wattage

H max. 14,5 cm / 5,7"

1 X E26 T8
Tubular LED bulb



COLOPHON

Dedicated to Michele Carcano

Art Direction & Styling:

Studio Massimiliano Raggi

Graphic project:

Claudia Parisi

Photography:

Paolo Crocenzi

Davide Cattaneo

Photography of page:

Alexandre Cousinier (p.15)

Stuart Pearce (p.278, 279)

Studio Eleven (p.29, 85, 96, 181, 182, 188, 189, 222, 260, 261)

Will Stanley (p.153)

Styling of page:

BenchMark Design, Tilburg (p.19)

Collection Privee, Cannes (p.15)

FM Architettura d'interni, Ancona (p.278, 279)

John Mac Donald, Tilburg (p.225)

MPMC Design, Monaco (p.33)

Maurizio Di Mauro Architetto (p.29, 85, 96, 181, 182, 188, 189, 222, 260, 261)

NB-Studio, Moscow (p.37)

Stephenson Wright, London (p.277)

Twenty2Degrees Design, London (p.153)

Thanks to:

Massimiliano Raggi

Gabriele Galli

59 Restaurant & Il Bistrò, Pesaro (p.87)

Buro Tsum Restaurant Moscow (p.37)

Casa Casati, Milan (p.63, 117, 173, 187)

Cavo Tagoo, Mykonos (p.110)

Chalet Ormello, Courchevel (p. 88, 89)

CROSS+STUDIO Milan (p.10, 11, 132, 177)

Les Petites Madeleines restaurant by

Turin Palace Hotel, Turin (p.183)

Malaspina Restaurant, Parma (p.222)

Meroni & Colzani, Milan (p.29, 55, 85, 96, 181, 182, 188, 189, 222, 260, 261)

Minotti Spa, Meda (p.121)

Motel One Frankfurt Römer, Frankfurt

(p.38, 39)

On House Milan (p.79, 149, 227, 247, 253, 254, 255, 13 OUTDOOR, 31 OUTDOOR)

Staffan Tollgard Showroom, London (p.115)

Print :

Grafiche Filacorda, Udine

©Contardi Lighting Srl 01.2020

Follow **CONTARDI LIGHTING** on:



CONTARDI LIGHTING Srl
ITALY HEADQUARTERS

Via A. Manzoni, 134/140
20811 Cesano Maderno (MB)
Phone: +39 0362 301381
Mail: sales@contardi-italia.it

www.contardi-italia.com

CONTARDI USA Inc
USA BRANCH

30 East 20th Street
New York, NY 10003
Phone: +1 718 7150717
Mail: sales@contardi-usa.com

www.contardi-usa.com

Follow **CONTARDI LIGHTING** on:

