

CENTURY®

DETAILS

CUSTOM BEDROOM PROGRAM




CENTURY®

CENTURY®

DETAILS

CUSTOM BEDROOM PROGRAM






“Beauty is in the details” and that’s where we started when creating Century Details, our custom program that gives you the ability to design your own piece.

Each element and choice, from the shape of the headboard to the leg style options, allows you to design your perfect bed and chest with lots of embellishments or none at all.

We take pride in crafting each item by hand at our facilities in Hickory, North Carolina, and making your custom bedroom quickly and beautifully.

Designed by you, Made by Century.



CENTURY®

DETAILS

BEDS



REST EASY. CUSTOM BEDS and HEADBOARDS PROGRAM

You select from Fully Upholstered Beds,
Wood Trim Upholstered Beds,
Fully Upholstered Headboards only, and/or
Wood Trim Upholstered Headboards only that have
options of a Border or No Border and
Plain or Tufted headboards.

You then select your Bed Size and Height, Fabric,
Accent Trim, Foot, and Finish
on Wood Trim and Wood Feet.

You'll Rest Easy in Comfort and Style.

Just follow the simple Steps on the next pages...




TABLE of CONTENTS

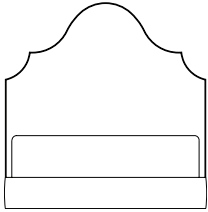
BED CONFIGURATIONS and STEPS	3
WOOD TRIM UPHOLSTERED BEDS	8
FULLY UPHOLSTERED BEDS	12
FULLY UPHOLSTERED HEADBOARDS.....	18
CHEST CONFIGURATIONS and STEPS.....	21
SINGLE DRAWER SMALL NIGHTSTANDS	26
THREE DRAWER SMALL NIGHTSTANDS.....	28
SINGLE DRAWER LARGE NIGHTSTANDS	30
THREE DRAWER LARGE NIGHTSTAND	32
THREE DRAWER CHESTS	36
TWO DOOR CHESTS	40
SIX DRAWER CHESTS	42
FOUR DOOR CHESTS	46
INDEX	48

1 SELECT YOUR BED and TREATMENT OPTION: FULLY UPHOLSTERED or WOOD TRIM UPHOLSTERED

FULLY UPHOLSTERED BEDS

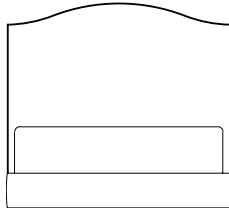
Choose from 24 styles. Fully Upholstered Beds come with Upholstered Footboard and Side Rails.
All styles are also available as Fully Upholstered Headboards only.

CR9-101 LAFAYETTE
STD H 72"



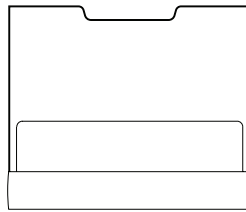
Fully Upholstered
No Border

CR9-102 RICHMOND
STD H 65"




Fully Upholstered
No Border

CR9-103 DEL MAR
STD H 60"




Fully Upholstered
No Border

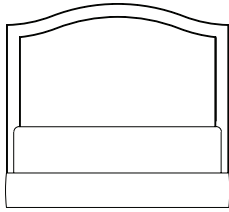
CR9-104 MARIN
STD H 60"



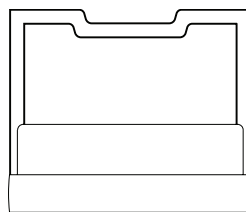
Fully Upholstered
No Border



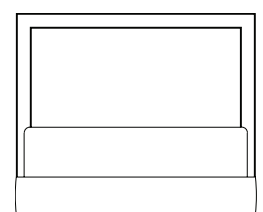
Fully Upholstered
With Border



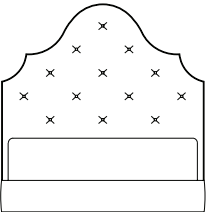
Fully Upholstered
With Border



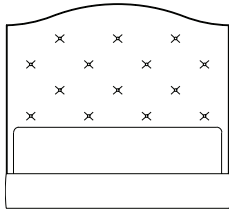
Fully Upholstered
With Border



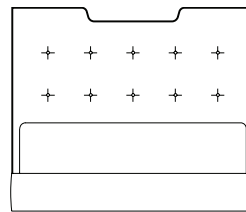
Fully Upholstered
With Border



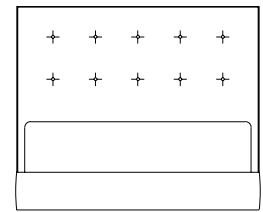
Fully Upholstered
No Border
Diamond Tufted



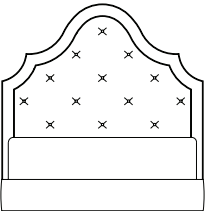
Fully Upholstered
No Border
Diamond Tufted



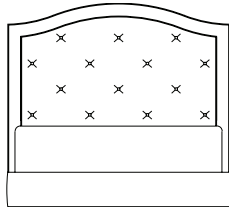
Fully Upholstered
No Border
Button Tufted



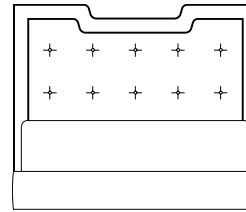
Fully Upholstered
No Border
Button Tufted



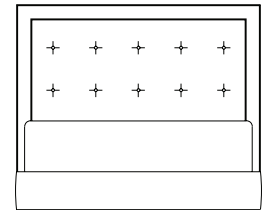
Fully Upholstered
With Border
Diamond Tufted



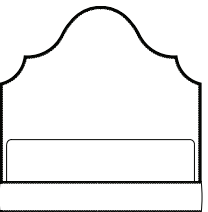
Fully Upholstered
With Border
Diamond Tufted



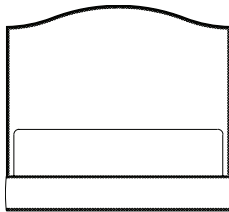
Fully Upholstered
With Border
Button Tufted



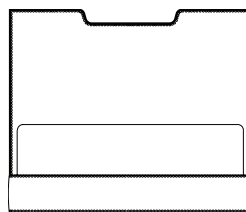
Fully Upholstered
With Border
Button Tufted



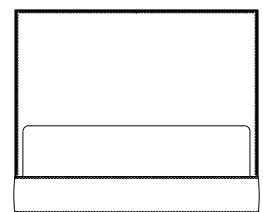
Fully Upholstered
No Border
Nailhead Trim



Fully Upholstered
No Border
Nailhead Trim



Fully Upholstered
No Border
Nailhead Trim




Fully Upholstered
No Border
Nailhead Trim

FULLY UPHOLSTERED BEDS (continued)

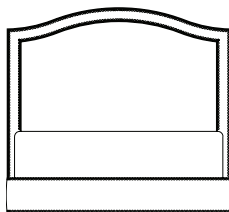
Fully Upholstered Beds come with Upholstered Footboard and Side Rails.
All styles are also available as Fully Upholstered Headboards only.

CR9-101 LAFAYETTE
STD H 72"



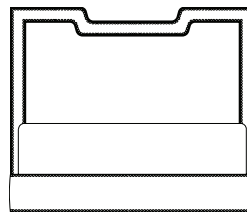
Fully Upholstered
With Border
Nailhead Trim

CR9-102 RICHMOND
STD H 65"



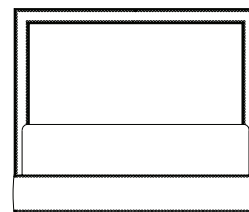
Fully Upholstered
With Border
Nailhead Trim

CR9-103 DEL MAR
STD H 60"



Fully Upholstered
With Border
Nailhead Trim

CR9-104 MARIN
STD H 60"

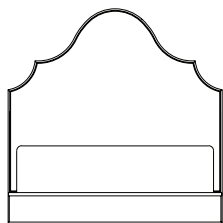


Fully Upholstered
With Border
Nailhead Trim

WOOD TRIM UPHOLSTERED BEDS

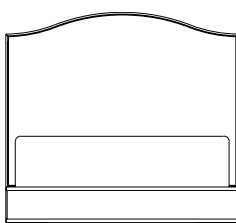
Choose from 12 styles. Wood Trim Upholstered Beds come with Wood Footboard and Side Rails.
All styles are also available as Wood Trim Upholstered Headboards only.

CR9-101 LAFAYETTE
STD H 72"



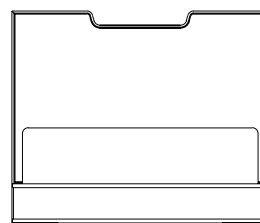
Wood Trim Upholstered
No Border

CR9-102 RICHMOND
STD H 65"



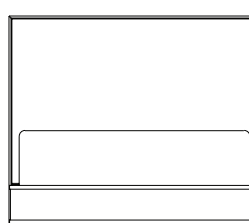
Wood Trim Upholstered
No Border

CR9-103 DEL MAR
STD H 60"




Wood Trim Upholstered
No Border

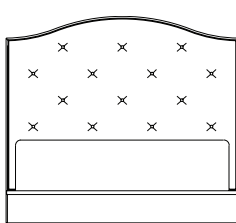
CR9-104 MARIN
STD H 60"



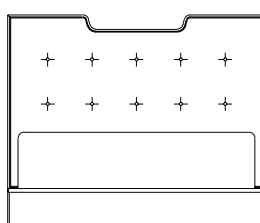
Wood Trim Upholstered
No Border



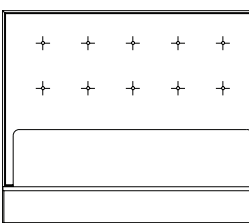
Wood Trim Upholstered
No Border
Diamond Tufted




Wood Trim Upholstered
No Border
Diamond Tufted



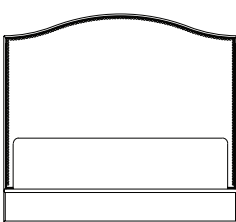
Wood Trim Upholstered
No Border
Button Tufted



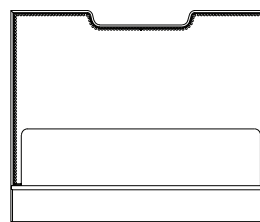
Wood Trim Upholstered
No Border
Button Tufted



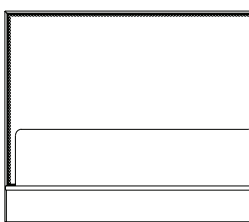
Wood Trim Upholstered
No Border
Nailhead Trim



Wood Trim Upholstered
No Border
Nailhead Trim



Wood Trim Upholstered
No Border
Nailhead Trim




Wood Trim Upholstered
No Border
Nailhead Trim

2 SELECT YOUR BED SIZE and HEIGHT:


Fully Upholstered Beds available as Twin, Queen, King and Cal King.

Wood Trim Upholstered Beds available as Queen, King and Cal King only.

All Headboards (on Beds and Headboards only) are offered in two heights—Standard and Extra Tall (adds 12”).



Standard Height



Extra Tall Height
(adds 12”)

3 SELECT YOUR FABRIC/LEATHER:

See Price List for all Fabric/Leather options.

4 SELECT YOUR OPTIONAL ACCENT TRIM:

Choose from a wide assortment of Nailhead, Contrast Cord or Welt.

5 SELECT YOUR FOOT:

Choose from 9 style options. Upholstered Headboards do NOT have a Foot option.

All foot heights are 6”.



Bracket



Chow



Saber



Tapered



Turned



Metal Leg -
Hammered Brass



Metal Leg -
Hammered Silver




Metal Leg -
Antique Brass



Metal Leg -
Polished Nickel

6 SELECT YOUR FINISH for WOOD TRIM and WOOD FOOT:
Select from a variety of stain and paint finishes.


STAINS




Soft Grey




Desert




Storm




Espresso



London Brown




Melange




City Light



City Dark




Saddle



Sable

PAINTS



Night



Taupe



Beige



Red



Blue




Green




Sage



Teal



Oyster



White





Shown above and opposite page:
CR9-104-QW-60

MARIN WOOD TRIM UPHOLSTERED BED QUEEN
W64 D86 H60

Headboard Treatment: Plain No Border
Queen Size | Standard Height

Foot Option: Metal Leg - Hammered Brass | Finish: Saddle
Also available in King and Cal King sizes.

Also available:
CR9-104-

MARIN WOOD TRIM UPHOLSTERED HEADBOARD
Freestanding headboard in Queen, King and Cal King sizes.





CR9-103-KW-60
DEL MAR WOOD TRIM UPHOLSTERED BED KING
W80 D86 H60

Headboard Treatment: Plain No Border
King Size | Standard Height
Foot Option: Chow | Finish: Night
Also available in Queen and Cal King sizes.

Shown opposite page:
CR9-103-KW-60
DEL MAR WOOD TRIM UPHOLSTERED BED KING
W80 D86 H60

Headboard Treatment: Plain No Border
King Size | Standard Height
Foot Option: Chow | Finish: White
Also available in Queen and Cal King sizes.

Also available:
CR9-103-
DEL MAR WOOD TRIM UPHOLSTERED HEADBOARD
Freestanding headboard in Queen, King and Cal King sizes.





Shown above and opposite page:

CR9-102-KU-65

RICHMOND FULLY UPHOLSTERED BED KING

W80 D86 H65

Headboard Treatment: Plain No Border, Nailhead Trim Chrome Plated

King Size | Standard Height

Foot Option: Saber | Finish: White

Richmond Fully Upholstered Bed is also available in Twin, Queen and Cal King sizes.

Also available:

CR9-102-

RICHMOND FULLY UPHOLSTERED HEADBOARD

Freestanding headboard in Twin, Queen, King and Cal King sizes.





Shown above and opposite page:
CR9-104-KU-72

MARIN FULLY UPHOLSTERED BED KING
W80 D86 H72

Headboard Treatment: Plain with Border, Nailhead Trim Smooth Brass
King Size | Extra Tall

Foot Option: Tapered | Finish: Night

Also available in Twin, Queen and Cal King sizes.

Also available:
CR9-104-

MARIN FULLY UPHOLSTERED HEADBOARD

Freestanding headboard in Twin, Queen, King and Cal King sizes.





Shown above and opposite page:

CR9-101-TU-72

LAFAYETTE FULLY UPHOLSTERED BED TWIN

W42 D80 H72

Headboard Treatment: Plain No Border

Twin Size | Extra Tall

Foot Option: Turned | Finish: White

Also available in Queen, King and Cal King sizes.

Also available:

CR9-102-

RICHMOND FULLY UPHOLSTERED HEADBOARD

Freestanding headboard in Twin, Queen, King and Cal King sizes.



CR9-101-QU-HB-72
LAFAYETTE FULLY UPHOLSTERED
HEADBOARD QUEEN
 W64 D3 H72

Headboard Treatment: Plain No Border
 Lafayette Fully Upholstered Headboard also available
 in Twin, King and Cal King sizes.



CR9-101-QU-HB-72
LAFAYETTE FULLY UPHOLSTERED
HEADBOARD QUEEN
 W64 D3 H72

Headboard Treatment: Plain No Border, Diamond Tufted
 Lafayette Fully Upholstered Headboard also available
 in Twin, King and Cal King sizes.

Also available:
LAFAYETTE WOOD TRIM UPHOLSTERED HEADBOARD in Queen, King and Cal King sizes.



CR9-102-QU-HB-65
RICHMOND FULLY UPHOLSTERED
HEADBOARD QUEEN
 W64 D3 H65

Headboard Treatment: Plain No Border
 Also available in Twin, King and Cal King sizes.



CR9-102-QU-HB-65
RICHMOND FULLY UPHOLSTERED
HEADBOARD QUEEN
 W64 D3 H65

Headboard Treatment: Plain No Border, Nailhead Trim Smooth Brass
 Also available in Twin, King and Cal King sizes.

Also available:
RICHMOND WOOD TRIM UPHOLSTERED HEADBOARD in Queen, King and Cal King sizes.



CR9-103-QU-HB-60
 DEL MAR FULLY UPHOLSTERED
 HEADBOARD QUEEN
 W64 D3 H60
 Headboard Treatment: Plain No Border
 Also available in Twin, King and Cal King sizes.



CR9-103-QU-HB-60
 DEL MAR FULLY UPHOLSTERED
 HEADBOARD QUEEN
 W64 D3 H60
 Headboard Treatment: Plain with Border
 Nailhead Trim Smooth Brass
 Also available in Twin, King and Cal King sizes.

Also available:
 DEL MAR WOOD TRIM UPHOLSTERED HEADBOARD in Queen, King and Cal King sizes.







CR9-104-QU-HB-60
 MARIN FULLY UPHOLSTERED
 HEADBOARD QUEEN
 W64 D3 H60
 Headboard Treatment: Plain No Border
 Also available in Twin, King and Cal King sizes.



CR9-104-QU-HB-60
 MARIN FULLY UPHOLSTERED
 HEADBOARD QUEEN
 W64 D3 H60
 Headboard Treatment: Plain No Border, Button Tufted
 Also available in Twin, King and Cal King sizes.

Also available:
 MARIN WOOD TRIM UPHOLSTERED HEADBOARD in Queen, King and Cal King sizes.



CENTURY®

DETAILS

CHESTS

YOURS FOR THE MAKING.
CUSTOM CHEST PROGRAM.

With our versatile Custom Chest Program,
you select your Case, Drawer or Door Front, Base,
add your choice of Hardware
(its Finish and Placement),
then select your Stain or Paint Finish.
Style that suits your space—
Yours for the Making.

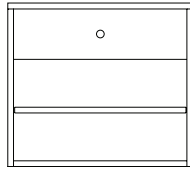
Just follow these simple steps
on the next pages ...



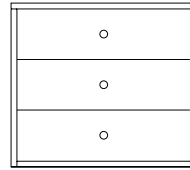
1 SELECT YOUR CHEST:

Choose from 8 style options. Case heights combine with Base heights to create overall heights.

SMALL NIGHTSTANDS

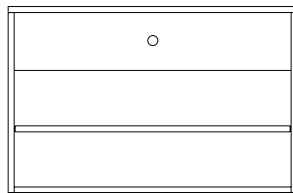


CR9-221
SINGLE DRAWER
SMALL NIGHTSTAND
Case: W24 D18.5 H21.25

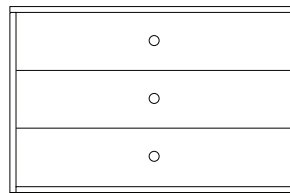


CR9-222
THREE DRAWER
SMALL NIGHTSTAND
Case: W24 D18.5 H21.25

LARGE NIGHTSTANDS

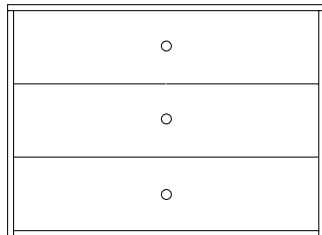


CR9-225
SINGLE DRAWER
LARGE NIGHTSTAND
Case: W36 D18.5 H23.25

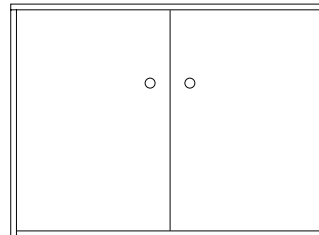


CR9-226
THREE DRAWER
LARGE NIGHTSTAND
Case: W36 D18.5 H23.25

CHESTS

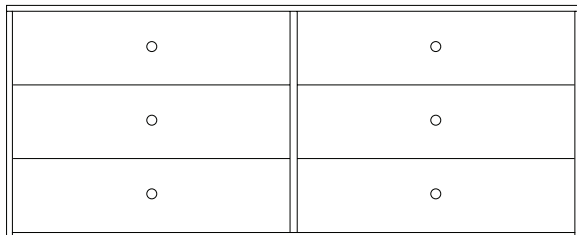


CR9-702
THREE DRAWER CHEST
Case: W40 D20.5 H29.25




CR9-703
TWO DOOR CHEST
Case: W40 D20.5 H29.25

LARGE CHESTS



CR9-201
SIX DRAWER CHEST
Case: W72 D20.5 H29.25



CR9-202
FOUR DOOR CHEST
Case: W72 D20.5 H29.25


2 SELECT YOUR DRAWER or DOOR FRONT:

Choose from 7 Drawer and 7 Door style options.


DRAWERS



Plain



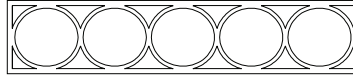
Bead Edge



Picture Frame




Fretwork Overlay (Upcharge)



Circle Overlay (Upcharge)




Cracked Ice Overlay (Upcharge)




Corner Box Overlay (Upcharge)


DOORS



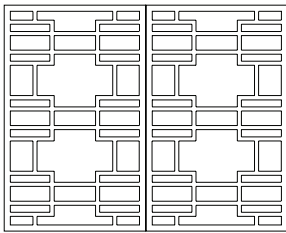
Plain




Bead Edge




Picture Frame



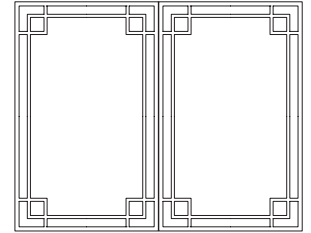
Fretwork Overlay (Upcharge)



Circle Overlay (Upcharge)



Cracked Ice Overlay (Upcharge)



Corner Box Overlay (Upcharge)

3 SELECT YOUR BASE:

Choose from 10 style options. Base heights combine with Case heights to create overall heights.



Metal Leg -
Antique Brass
6" H



Metal Leg -
Polished Nickel
6" H



Metal Leg -
Hammered Brass
6" H



Metal Leg -
Hammered Silver
6" H



Tapered 6.75" H



Saber 6.75" H



Bracket 6.75" H



Chow 6.75" H



Turned 6.75" H



Plinth 4" H

4 SELECT YOUR HARDWARE and HARDWARE FINISH:

Choose from 13 style options. Choose either Antique Brass or Polished Nickel.



Square Knob
Sq. 1.25"



Small Ring
Dia. 1.75"



Small Square Ring
Sq. 1.75"



Knob with Back Plate
Dia. 2.25"



Large Ring
Dia. 2.25"



Large Square Ring
Sq. 2.25"



Small Knob
Dia. 1"



Acrylic
W 3" H .75"
(Applied vertically on all Door Cases)



Pendant
L 2.88"



Large Knob
Dia. 1.25"



Small Bail
W 4.38" H 1.63"
(Drawer only)



Oval Ring
W 2.75" H 2.36"



Large Bail
W 5.13" H 1.63"
(Drawer only)

5 SELECT YOUR HARDWARE PLACEMENT:

Single, Double, or No Hardware (Allows application of your own hardware.)



Single



Double
(Upcharge)




No Hardware
(Allows application of
your own hardware.)

6 SELECT YOUR STAIN or PAINT FINISH:

Select from a variety of Stain or Paint finishes.

STAINS



Soft Grey




Desert




Storm




Espresso



London Brown




Melange




City Light



City Dark




Saddle



Sable

PAINTS



Night



Taupe



Beige



Red



Blue




Green




Sage



Teal



Oyster



White

SINGLE DRAWER SMALL NIGHTSTANDS





CR9-221
SINGLE DRAWER SMALL NIGHTSTAND

W24 D18.5 H25.25-28

Drawer: Bead Edge | Base: Turned

Hardware: Small Bail/Antique Brass | Hardware Placement: Single only

Finish: Oyster; Gold Leaf Trim on Drawer and Leg



CR9-221
SINGLE DRAWER SMALL NIGHTSTAND

W24 D18.5 H25.25-28

Drawer: Bead Edge | Base: Bracket

Hardware: Small Bail/Antique Brass | Hardware Placement: Single only

Finish: Saddle; Gold Leaf Trim on Drawer and Leg

Shown opposite:

CR9-221
SINGLE DRAWER SMALL NIGHTSTAND

W24 D18.5 H25.25-28

Drawer: Fretwork Overlay | Base: Chow

Hardware: Small Knob/Antique Brass | Hardware Placement: Single only

Finish: White





CR9-222
THREE DRAWER SMALL NIGHTSTAND

W24 D18.5 H25.25-28

Drawer: Plain | Base: Plinth

Hardware: Small Ring Pull/Antique Brass

Hardware Placement: Single only

Finish: City Light



CR9-222
THREE DRAWER SMALL NIGHTSTAND

W24 D18.5 H25.25-28

Drawer: Circle Overlay | Base: Chow

Hardware: Small Knob/Polished Nickel | Hardware Placement: Single only

Finish: Oyster; Silver Leaf Trim on Drawers

Shown opposite:

CR9-222
THREE DRAWER SMALL NIGHTSTAND

W24 D18.5 H25.25-28

Drawer: Plain | Base: Metal Leg - Hammered Brass

Hardware: Knob with Backplate/Antique Brass

Hardware Placement: Single only

Finish: Case in Green; Drawers in Saddle





CR9-225
SINGLE DRAWER LARGE NIGHTSTAND
W36 D18.5 H27.25-30
Drawer: Bead Edge | Base: Saber
Hardware: Large Bail/Polished Nickel | Hardware Placement: Single
Finish: Case, Shelf, and Drawer in Night; Interior in Taupe



CR9-225
SINGLE DRAWER LARGE NIGHTSTAND
W36 D18.5 H27.25-30
Drawer: Bead Edge | Base: Tapered
Hardware: Knob with Backplate/Antique Brass
Hardware Placement: Double
Finish: White

Shown opposite:
CR9-225
SINGLE DRAWER LARGE NIGHTSTAND
W36 D18.5 H27.25-30
Drawer: Circle Overlay | Base: Saber
Hardware: Large Knob/Polished Nickel | Hardware Placement: Single
Finish: Case in Red; Interior, Shelf, and Drawer in White.





CR9-226
THREE DRAWER LARGE NIGHTSTAND
W36 D18.5 H27.25-30
Drawer: Bead Edge | Base: Turned
Hardware: Large Knob/Antique Brass
Hardware Placement: Double
Finish: White



CR9-226
THREE DRAWER LARGE NIGHTSTAND
W36 D18.5 H27.25-30
Drawer: Picture Frame | Base: Bracket
Hardware: Large Ring Pull/Antique Brass
Hardware Placement: Double
Finish: White

Shown opposite:
CR9-226
THREE DRAWER LARGE NIGHTSTAND
W36 D18.5 H27.25-30
Drawer: Fretwork Overlay | Base: Chow
Hardware: Small Knob/Antique Brass
Hardware Placement: Double
Finish: White





CR9-226
THREE DRAWER LARGE NIGHTSTAND
W36 D18.5 H27.25-30
Drawer: Bead Edge | Base: Bracket
Hardware: Large Ring Pull/Antique Brass
Hardware Placement: Double
Finish: Saddle; Gold Leaf Trim on Drawers and Leg

Shown opposite:
CR9-226
THREE DRAWER LARGE NIGHTSTAND
W36 D18.5 H27.25-30
Drawer: Circle Overlay | Base: Metal Leg - Hammered Silver
Hardware: Large Knob/Polished Nickel
Hardware Placement: Single
Finish: Case in Red; Drawers in White





CR9-702
THREE DRAWER CHEST

W40 D20.5 H33.25-36

Drawer: Fretwork Overlay | Base: Tapered

Hardware: Large Knob/Polished Nickel

Hardware Placement: Double

Finish: Taupe

Shown opposite:

CR9-702
THREE DRAWER CHEST

W40 D20.5 H33.25-36

Drawer: Plain | Base: Chow

Hardware: Large Bail/Antique Brass

Hardware Placement: Double

Finish: Saddle



CR9-702
THREE DRAWER CHEST
W40 D20.5 H33.25-36
Drawer: Circle Overlay | Base: Saber
Hardware: Large Knob/Antique Brass
Hardware Placement: Single
Finish: White



CR9-702
THREE DRAWER CHEST
W40 D20.5 H33.25-36
Drawer: Picture Frame | Base: Turned
Hardware: Large Ring Pull/Antique Brass
Hardware Placement: Double
Finish: White



CR9-702
THREE DRAWER CHEST

W40 D20.5 H33.25-36

Drawer: Plain | Base: Plinth

Hardware: Knob with Backplate/Antique Brass

Hardware Placement: Double

Finish: Case in Teal; Drawers in White



CR9-702
THREE DRAWER CHEST

W40 D20.5 H33.25-36

Drawer: Fretwork Overlay | Base: Chow

Hardware: Large Knob/Antique Brass

Hardware Placement: Double

Finish: White





CR9-703
TWO DOOR CHEST
W40 D20.5 H33.25-36
Door: Picture Frame | Base: Chow
Hardware: Pendant Pull/Antique Brass
Finish: Case in Teal; Doors in White



CR9-703
TWO DOOR CHEST
W40 D20.5 H33.25-36
Door: Picture Frame | Base: Turned
Hardware: Knob with Backplate/Antique Brass
Finish: White

Shown opposite:
CR9-703
TWO DOOR CHEST
W40 D20.5 H33.25-36
Door: Fretwork Overlay | Base: Metal Leg - Hammered Silver
Hardware: Pendant Pull/Polished Nickel
Finish: Saddle





CR9-201
SIX DRAWER CHEST

W72 D20.5 H33.25-36

Drawer: Circle Overlay | Base: Saber

Hardware: Large Knob/Polished Nickel | Hardware Placement: Double
Finish: White



CR9-201
SIX DRAWER CHEST

W72 D20.5 H33.25-36

Drawer: Bead Edge | Base: Bracket

Hardware: Large Bail/Antique Brass | Hardware Placement: Double
Finish: Saddle

Shown opposite:

CR9-201
SIX DRAWER CHEST

W72 D20.5 H33.25-36

Drawer: Fretwork Overlay | Base: Chow

Hardware: Large Knob/Antique Brass | Hardware Placement: Double
Finish: White





CR9-201
SIX DRAWER CHEST

W72 D20.5 H33.25-36

Drawer: Picture Frame | Base: Turned

Hardware: Large Ring Pull/Antique Brass

Hardware Placement: Double

Finish: White

Shown opposite:

CR9-201
SIX DRAWER CHEST

W72 D20.5 H33.25-36

Drawer: Plain | Base: Metal Leg - Hammered Brass

Hardware: Knob with Back Plate/Antique Brass

Hardware Placement: Double

Finish: City Dark





CR9-202
FOUR DOOR CHEST

W72 D20.5 H33.25-36

Door: Plain | Base: Metal Leg - Hammered Brass

Hardware: Large Ring Pull/Antique Brass

Finish: Case in Saddle; Doors in Green



CR9-202
FOUR DOOR CHEST

W72 D20.5 H33.25-36

Door: Fretwork Overlay | Base: Chow

Hardware: Pendant Pull/Antique Brass

Finish: White

Shown opposite:

CR9-202
FOUR DOOR CHEST

W72 D20.5 H33.25-36

Door: Picture Frame | Base: Saber

Hardware: Large Ring Pull/Antique Brass

Finish: Saddle

INDEX


BEDS

BED CONFIGURATIONS and STEPS.....	2–7
CR9-104-QW-60 MARIN WOOD TRIM UPHOLSTERED BED QUEEN	8, 9
CR9-103-KW-60 DEL MAR WOOD TRIM UPHOLSTERED BED KING.....	10, 11
CR9-102-KU-65 RICHMOND FULLY UPHOLSTERED BED KING.....	12, 13
CR9-104-KU-72 MARIN FULLY UPHOLSTERED BED KING.....	14, 15
CR9-101-TU-72 LAFAYETTE FULLY UPHOLSTERED BED TWIN	16, 17
CR9-101-QU-HB-72 LAFAYETTE FULLY UPHOLSTERED HEADBOARD QUEEN	18
CR9-102-QU-HB-65 RICHMOND FULLY UPHOLSTERED HEADBOARD QUEEN	18
CR9-103-QU-HB-60 DEL MAR FULLY UPHOLSTERED HEADBOARD QUEEN.....	19
CR9-104-QU-HB-60 MARIN FULLY UPHOLSTERED HEADBOARD QUEEN.....	19

CHESTS

CHEST CONFIGURATIONS and STEPS.....	20–25
CR9-221 SINGLE DRAWER SMALL NIGHTSTAND	26, 27
CR9-222 THREE DRAWER SMALL NIGHTSTAND	28, 29
CR9-225 SINGLE DRAWER LARGE NIGHTSTAND	30, 31
CR9-226 THREE DRAWER LARGE NIGHTSTAND	32–35
CR9-702 THREE DRAWER CHEST.....	36–39
CR9-703 TWO DOOR CHEST.....	40, 41
CR9-201 SIX DRAWER CHEST.....	42–45
CR9-202 FOUR DOOR CHEST.....	46, 47

To see all of your options and design your own,
please visit us at
centuryfurniture.com/details



CENTURY FURNITURE

Infinite Possibilities. Unlimited Attention.®
CenturyFurniture.com

P.O. Box 608 | Hickory, NC 28603
Main Office: 828.328.1851 | Customer Service Fax: 828.326.8224

KC/HPG/3.5/10-17

Century® is a registered trademark of Century Furniture LLC.

©2017 Century Furniture.

ROCK HOUSE FARM *Family of Brands*

