

**NEMO**

**NEMO**

*Made in Italy*

*“Nemo emerges as an outsider with its unique collection from famous designers of the 20th century (Le Corbusier, Mario Bellini, et al) and today’s designers, each determined to bring the poetry and technique of their own time, as exemplified by the Bird lamp of Bernhard Osann.”*

*“Nemo emerge come outsider, con la sua collezione in cui i grandi designer del XX° secolo (Le Corbusier, Mario Bellini, ecc...) si alternano a giovani progettisti, ben determinati a portare poesia e tecnica dei loro tempi, come la lampada Bird di Bernhard Osann.”*

*“Nemo fait, lui, figure d’outsider avec sa collection où les grands designers du XXe siècle (Le Corbusier, Mario Bellini, etc.) alternent avec de jeunes créateurs, bien décidés à apporter poésie et technique de leur époque – comme la lampe Bird de Bernhard Osann.”*

*“Nemos exklusive Kollektion vertritt berühmte Designerikonen (LeCorbusier, Mario Bellini, u.a.) und kontemporäre Designer, die Poesie und Technik ihrer Zeitausdrücken, wie die Leuchte Bird von Bernhard Osann.”*

*Marie Godfrain  
Le Monde, April 2019*



007 CONTEMPORARY  
163 MASTERS  
267 ESSENTIALS  
357 INDEX

The background of the entire page is an abstract composition of geometric shapes. On the left side, there are several overlapping rectangular and triangular shapes in various shades of red, from a deep, dark red to a bright, vibrant red. These shapes are set against a solid black background. On the right side, the background is a solid, bright red color. The overall effect is a bold, modern, and high-contrast aesthetic.

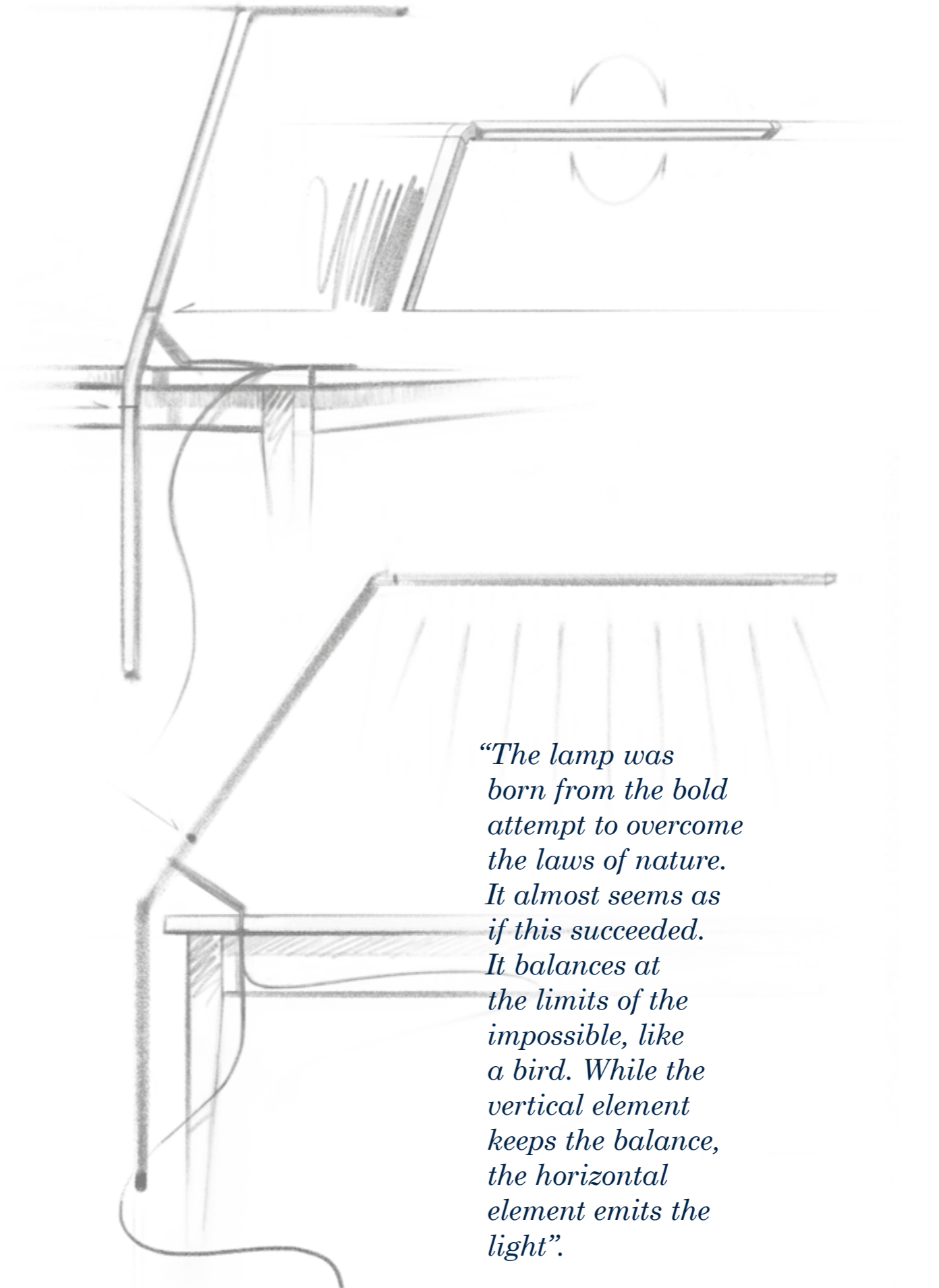
# CONTEMPORARY

*“We like the search for the new. Among other things, because there are no given rules, but infinite possibilities for charismatic ideas.”*

Federico Palazzari, NEMO CEO

# BIRD

*Bernhard Osann*



*“The lamp was born from the bold attempt to overcome the laws of nature. It almost seems as if this succeeded. It balances at the limits of the impossible, like a bird. While the vertical element keeps the balance, the horizontal element emits the light”.*

*Bernhard Osann*

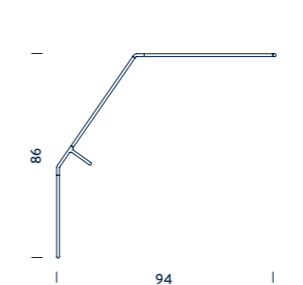


Table LED lamp in extruded aluminum with T-shaped support in polymer filled with glass fibers. Composed of a protruding matt black painted arm where the light source is located and a vertical brass counterweight. The lamp, placed freely on the edge of a surface, oscillates and moves but always returns to the horizontal position. The LED module incorporated in the arm rotates around its own axis, making the lamp versatile providing diffused direct and indirect lighting. Switching on and dimming through a proximity sensor.

Lampada da tavolo LED in estruso di alluminio con elemento a T di appoggio in polimero caricato con fibre di vetro. Composta da un braccio sporgente verniciato nero opaco dove è localizzata la sorgente luminosa e da un contrappeso verticale in ottone. La lampada, collocata liberamente sul bordo di una superficie, oscilla e si muove ma ritorna sempre nella posizione orizzontale. Il modulo LED incorporato nel braccio ruota attorno al proprio asse rendendo la lampada versatile e fornendo un'illuminazione diretta e indiretta diffusa. Accensione e dimmerazione avvengono attraverso un sensore di prossimità.

Lampe de table en aluminium extrudé avec élément d'appui en T en polymère et fibre de verre. Composée d'un bras lumineux saillant noir mat et d'un contrepois vertical en laiton. La lampe placée librement sur une surface, oscille et bouge mais retourne toujours dans une position horizontale. Le module LED incorporé dans le bras pivote autour de son axe rendant la lampe versatile et fournissant un éclairage diffus direct ou indirect. Allumage et variation par sensor de proximité.

LED-Tischleuchte aus extrudiertem Aluminium mit T-förmigem Trägerelement aus mit Glasfasern angereichertem Polymer. Diese Tischleuchte besteht aus einem matt schwarz lackierten Arm, an dem sich die Lichtquelle befindet, und einem vertikalen Gegengewicht aus Messing. Die Leuchte, die frei auf dem Rand einer Oberfläche platziert wird, pendelt und bewegt sich, kehrt jedoch immer in die horizontale Position zurück. Das im Arm integrierte LED-Modul dreht sich um seine eigene Achse, wodurch die Leuchte vielseitig einsetzbar ist und eine direkte und indirekte Beleuchtung bietet. Das Einschalten und Dimmen erfolgt durch einen Gestensensor.



#### TABLE LED

LED Linear | diffused | 10W | 715lm  
(luminous output) | typ cri 85 |  
CCT 2700K | dimmable on board | 110/240V  
note cable length 2m

● BIR LNO 11 structure black

# NEO

*Bernhard Osann*

*“If you include the conditions of a room in the design of a floor lamp, you see completely new possibilities: the luminaire can lean against the wall, it does not need a base.*

*At the same time, the wall can be used to create pleasant, indirect light. Designing Neo, I sought the perfect shape for this interaction”.*

*Bernhard Osann*

LED floor lamp version resting on the wall, curved steel structure and lighting unit in matt black painted aluminum. Terminal lighting unit rotates on itself for indirect light. Pedal switch and dimmer. Accessory available for the wall fixing.

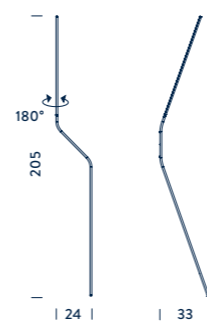
Lampada da terra LED versione in appoggio alla parete, struttura in acciaio curvato e corpo illuminante in alluminio verniciati nero opaco. Corpo illuminante terminale che ruota su sé stesso per una luce indiretta. Dimmerazione a pedale, disponibile un accessorio per il fissaggio a parete.

Lampadaire LED version en appui sur le mur, structure en acier cintré et corps lumineux en aluminium peint noir mat. Corps lumineux en partie terminale pivotant sur lui-même pour un éclairage indirect. Dimmer à pied, un accessoire pour montage mural est disponible.

LED-Stehleuchte, die an die Wand gelehnt wird, Struktur aus gebogenem Stahl und Beleuchtungseinheit aus matt schwarz lackiertem Aluminium. Das Lichtelement am Ende dreht sich um sich selbst für eine indirekte Beleuchtung. Fußdimmer, Zubehör für Wandmontage erhältlich.







---

#### FLOOR LED

LED Linear | 11W | CCT 2700K |  
600lm (luminous output) |  
typ cri 95 | dimmable | 110/240V  
*note* orientable 180°, cable length 3,5m,  
dimmer on cable

● NEO LNN 21 *structure* black

---



# ON LINES

Jean Nouvel



*“A simple and precise game. A game of coloured surfaces. On a bright line, everybody imagines his own skyline and his coloured lights. Blurry, contrasting, pure, rhythm, cold, warm, erotic... Everyone gets lost depending on situations and desires...”*

Jean Nouvel


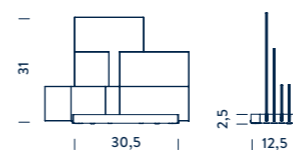
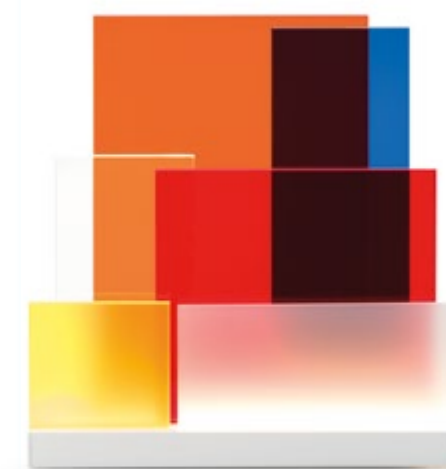


Table LED lamp with aluminum base and methacrylate diffusers. The base is equipped with tracks to freely position the different diffusers to create infinite configurations of light and transparency. Available in two versions, white painted base and colored diffusers or black painted base with neutral and one red diffusers. Dimmable with touch dimmer switch on board.

Lampada da tavolo LED con base in alluminio e pannelli diffusori in metacrilato. La base presenta 4 binari dove posizionare liberamente i differenti diffusori per creare infinite configurazioni di luce e trasparenze. Disponibile in due versioni, base verniciata bianca e diffusori colorati e base verniciata nera con diffusori neutri ed uno rosso. Dimmerabile con interruttore touch dimmer on board.

Lampe de table LED avec base en aluminium et panneaux diffuseurs en méthacrylate. La base présente 4 rails où positionner au choix les différents diffuseurs pour créer d'infinies configurations de lumière et de transparence. Disponible en deux versions: base blanche et diffuseurs colorés ou base noire et diffuseurs neutres dont un rouge. Dimmable avec touch dimmer switch.

LED-Tischleuchte mit Aluminiumsockel und Diffusoren aus Methacrylat. Die Basis ist mit 4 Schienen ausgestattet, auf denen die verschiedenen Diffusoren frei positioniert werden und unendlich viele Konfigurationen von Licht und Transparenz erzeugen. Lieferbar in den Versionen mit weiß lackiertem Sockel und farbigen Diffusoren und schwarz lackiertem Sockel mit neutralen und einem roten Diffusor. Touch-Dimmer on Bord.



**TABLE LED**

LED board | diffused | 15W | CCT 2700K |  
 1700lm (luminous output) | typ cri 85 |  
 dimmable on board | 110/240V  
*note cable length 2m*

- ONL LWW 11  
*base white / diffusers colors*
- ONL LNW 11  
*base black / diffusers neutral + red*

# NEWTON

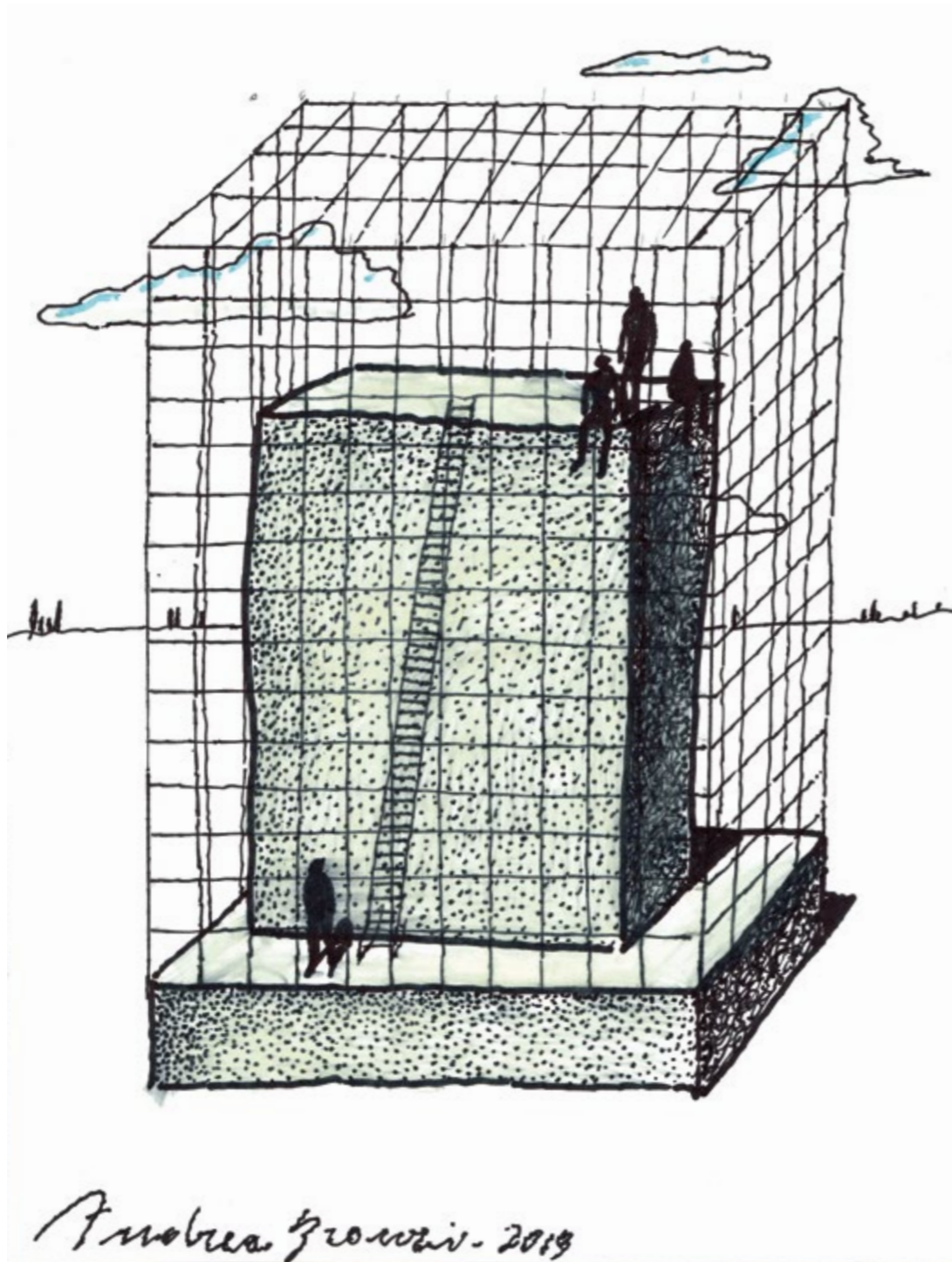
Andrea Branzi

*“A first Newton prototype was made in 2002. As a tribute to the discoverer of the gravity field, an apple reflects the light that passes through the diffuser disk. After seventeen years the lamp is now put back into production with Nemo. It is not the first time that my projects are appreciated after many years”.*

Andrea Branzi

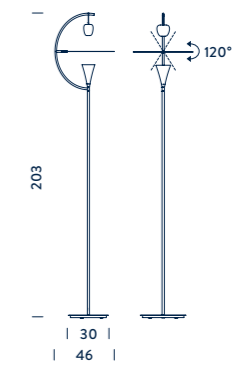
Newton black







Newton  
chromed and  
black painted



#### FLOOR LED

LED board | 16W | CCT 2700K |  
1150lm (luminous output) | typ cri 95 |  
dimmable | 110/240V  
note dimmer on cable, cable length 3,5m

- ○ NEW LNW 21  
structure black painted / reflector white
- ○ NEW LHW 21  
structure chromed / reflector white

Chromed



Black painted



Floor LED lamp with structure in chrome metal or glossy black painted and white painted aluminum diffuser. The diffuser rotates and illuminates the natural element, in a mixture of direct and diffused light. A high performance LED source has been provided to reproduce the colors and nuances of the apple as faithfully as possible. Characterized by a playful reference to the anecdote of the apple that fell on Newton's head making him guess the existence of the force of gravity. Pedal switch dimming.

Lampada da terra LED con struttura in metallo cromato o verniciata nero lucido con diffusore in alluminio verniciato bianco. Il diffusore ruota e illumina l'elemento naturale, in un intreccio di luce diretta e diffusa. La lampada è dotata di una sorgente LED ad alte prestazioni per riprodurre i colori e le sfumature della mela nel modo più fedele possibile. Caratterizzata da un giocoso richiamo all'aneddoto della mela che cadde in testa a Newton facendogli intuire l'esistenza della forza di gravità. Dimmerazione a pedale.

Lampadaire LED avec structure en métal chromé ou peint en noir, diffuseur en aluminium peint en blanc. Le diffuseur pivote et éclaire l'élément naturel, dans un entrelacs de lumière directe et diffuse. La lampe est équipée d'une source LED haute performance pour reproduire le plus fidèlement possible les couleurs et les nuances de la pomme. Caractérisé par une référence ludique à l'anecdote de la pomme qui tomba sur la tête de Newton lui faisant deviner l'existence de la force de gravité. Dimmer à pied.

LED-Stehlampe mit verchromter Metallstruktur oder schwarz glänzend lackierter Struktur mit Diffusor aus weiß lackiertem Aluminium. Der Diffusor ist drehbar und beleuchtet das natürliche Element in einer Mischung aus direktem und diffusem Licht. Charakterisiert durch einen spielerischen Hinweis auf die Anekdote des Apfels, der auf Newtons Kopf fiel, wodurch dieser die Existenz der Schwerkraft erkannte. Fußdimmer.

# KEPLER

*Arihiro Miyake*



*Kepler Minor white downlight*

*“Kepler is the lighting sculpture with many faces. It would be one of the new appearances resulted by the developments of industrial technique and design methods”.*

*Arihiro Miyake*






Kepler upright, white  
ph. Jomar Braganca



Kepler upright white

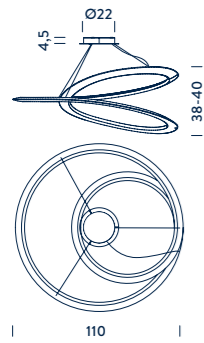


Pendant lamp available in two sizes Kepler or Kepler Minor. The structure is a painted aluminum extrusion, whose continuous line is made through a three-dimensional machining process engineered by Nemo and designed on the basis of the geometric principle of the Moebius strip. Available in the up version, with upward light source and in the down version, with downward light source, in matt white, black or gold painted finishes.

Lampada a sospensione disponibile in due dimensioni Kepler e Kepler Minor. La struttura è in estruso di alluminio verniciato, la cui linea continua è realizzata attraverso un processo di lavorazione tridimensionale ingegnerizzato da Nemo e disegnata sulla base del principio geometrico del nastro di Moebius. Disponibile nelle versioni up, con fonte luminosa verso l'alto e versioni down, verso il basso, nelle finiture verniciate opache bianco, nero e oro.

Suspension disponibles en deux tailles Kepler et Kepler Minor. La structure est une extrusion d'aluminium peint, dont la ligne continue est réalisée selon un processus d'usinage tridimensionnel mis au point par Nemo et conçu sur la base du principe géométrique de la bande de Moebius. Disponible dans les versions «up» avec source de lumière vers le haut et «down» vers le bas, dans les finitions peintes en blanc, noir et doré mat.

Pendelleuchten in zwei Größen. Struktur aus pulverlackiertem Aluminium, die endlose Linie, die auf der Grundlage des geometrischen Prinzips des Möbiusbands entworfen wurde, wird durch den von NEMO entwickelten dreidimensionalen Bearbeitungsvorgang des extrudierten Aluminiums realisiert. Erhältlich in den Versionen „up“ mit nach oben gerichteter Lichtquelle und „down“ nach unten orientiert in den Ausführungen matt weiß, matt schwarz und matt gold lackiert.



PENDANT LED

- ETL -  
LISTING  
PENDING

Linear LED | 86W | 4500lm (luminous output) |  
typ cri 85 | dimmable 1-10V | 110/240V  
*note* adjustable cable length from 2,5m to 0,4m,  
DALI version on request

CCT 2700K DOWNLIGHT

- KEP LWW 54 structure white
- KEP LNN 54 structure black
- KEP LOW 54 structure gold painted

CCT 3000K DOWNLIGHT


- KEP LWW 52 structure white
- KEP LNN 52 structure black
- KEP LOW 52 structure gold painted

CCT 2700K UPLIGHT

- KEP LWW 53 structure white
- KEP LNN 53 structure black
- KEP LOW 53 structure gold painted

CCT 3000K UPLIGHT

- KEP LWW 51 structure white
- KEP LNN 51 structure black
- KEP LOW 51 structure gold painted



MINOR PENDANT LED

- ETL -  
LISTING  
PENDING

Linear LED | 77W | 4000lm (luminous output) |  
typ cri 85 | dimmable 1-10V | 110/240V  
*note* adjustable cable length from 2,5m to 0,4m,  
DALI version on request

CCT 2700K DOWNLIGHT

- KEM LWW 54 structure white
- KEM LNN 54 structure black
- KEM LOW 54 structure gold painted

CCT 3000K DOWNLIGHT

- KEM LWW 52 structure white
- KEM LNN 52 structure black
- KEM LOW 52 structure gold painted


CCT 2700K UPLIGHT

- KEM LWW 53 structure white
- KEM LNN 53 structure black
- KEM LOW 53 structure gold painted

CCT 3000K UPLIGHT

- KEM LWW 51 structure white
- KEM LNN 51 structure black
- KEM LOW 51 structure gold painted

White painted



Black painted



Gold painted



# TRU

*Roberto Paoli*

Family of floor and suspension lamps made of two light panels that thanks to an optical effect hide the light source. Extruded aluminum structure, die-cast aluminum terminals and base, opal and transparent methacrylate diffusers. The structure is painted in matt white, matt black, titanium grey or gold (for the floor version only). In the floor version the LED uplight source creates a diffused light towards the ceiling, while the side LED generates an indirect ambient light. Equipped with a double dimmer for independent control of the two light sources.

Famiglia di lampade da terra e sospensione realizzata da due leggeri pannelli che, grazie ad un effetto ottico, nascondono la sorgente luminosa. Struttura in alluminio estruso, terminali e base in alluminio pressofuso, diffusori in metacrilato opalino e trasparente. La struttura è verniciata bianco opaco, nero opaco, grigio titanio e oro (solo per la versione terra). Nella versione terra la sorgente LED uplight crea una luce diffusa verso il soffitto, mentre il LED laterale genera una luce indiretta d'ambiente. Dotata di una doppia dimmerazione per il controllo indipendente delle due sorgenti luminose.

Famille de lampadaire et suspension composée de deux panneaux lumineux qui cachent la source de lumière grâce à un effet d'optique. Structure en aluminium extrudé, embouts et base en aluminium moulé sous pression, diffuseurs en méthacrylate opalin et transparent. La structure est peinte en blanc mat, noir mat, gris titane et doré (seulement la version au sol). Pour la version lampadaire, la source LED uplight crée une lumière diffuse vers le plafond, tandis que la LED latérale génère une lumière ambiante indirecte. Équipée d'un double gradateur pour le contrôle indépendant des deux sources lumineuses.


Familie von Steh- und Pendelleuchten aus zwei Lichtfeldern, die die Lichtquellen dank eines optischen Effekts verbergen. Struktur aus stranggepresstem Aluminium, Klemmen und Sockel aus druckgegossenem Aluminium, Diffusoren aus opalem und transparentem Methacrylat. Die Struktur ist in matt weiß, matt schwarz, titangrau und gold lackiert (nur die Stehleuchte) lackiert. Die LED-Uplight-Quelle der Stehleuchte erzeugt ein diffuses Licht in Richtung Decke, während die seitliche LED ein indirektes Umgebungslicht erzeugt. Ausgestattet mit einem Doppeldimmer zur unabhängigen Steuerung der beiden Lichtquellen.



*Tru floor black*



*Tru floor white*



*Tru floor gold*

*“Try to move while looking at the Tru and crossing an observation point. You find that you lose the perception of the vertical element holding the light source and the lamp will look like a very thin object mysteriously lit”.*

Roberto Paoli



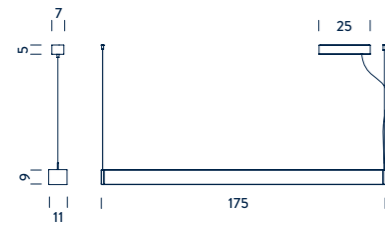
*Tru pendant,  
down+downlight, white*



Tru pendant, up+downlight white



Tru pendant, up+downlight black



**PENDANT HORIZONTAL DOWN+DOWN LED**



Linear LED | down+down | 2x33W | typ cri 85 | 2x1765lm (luminous output) | dimmable, push on board | 110/240V  
note metal cable length 3m, electric cable length 5m, DALI version on request

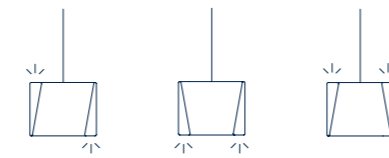
**CCT 2700K**

- TRU LWW 57 structure white
- TRU LNN 57 structure black
- TRU LDD 57 structure titan grey

**CCT 3000K**

- TRU LWW 5C structure white
- TRU LNN 5C structure black
- TRU LDD 5C structure titan grey

**SECTIONS**



UP+DOWN DOWN+DOWN UP+UP

**PENDANT HORIZONTAL UP+UP LED**



Linear LED | up+up | 2x33W | typ cri 85 | 2x1765lm (luminous output) | dimmable, push on board | 110/240V  
note metal cable length 3m, electric cable length 5m, DALI version on request

**CCT 2700K**

- TRU LWW 56 structure white
- TRU LNN 56 structure black
- TRU LDD 56 structure titan grey

**CCT 3000K**

- TRU LWW 5B structure white
- TRU LNN 5B structure black
- TRU LDD 5B structure titan grey

**PENDANT HORIZONTAL UP+DOWN LED**



Linear LED | up+down | 2x33W | typ cri 85 | 2x1765lm (luminous output) | dimmable, push on board | 110/240V  
note metal cable length 3m, electric cable length 5m, DALI version on request

**CCT 2700K**

- TRU LWW 55 structure white
- TRU LNN 55 structure black
- TRU LDD 55 structure titan grey

**CCT 3000K**

- TRU LWW 5A structure white
- TRU LNN 5A structure black
- TRU LDD 5A structure titan grey



**FLOOR LED**

Linear LED+LED board | up+back, indirect | 16+33 W | typ cri 85 | 2125+1765lm (luminous output) | double dimming, push on board | 110/240V  
note cable length 3,3m


**CCT 2700K**

- TRU LWW 25 structure white
- TRU LNN 25 structure black
- TRU LDD 25 structure titan grey
- TRU LGG 25 structure gold painted

**CCT 3000K**

- TRU LWW 24 structure white
- TRU LNN 24 structure black
- TRU LDD 24 structure titan grey
- TRU LGG 24 structure gold painted

White painted




Black painted



Titan grey



Gold painted



# TITIA

*Arihiro Miyake*


*“Titia is a vortex  
of suspended lights.  
Why Titia? When  
I close my eyes thinking  
of Titia, I see a smiling,  
happy and free girl  
whose name is Titia”.*

*Arihiro Miyake*



*Titia black*





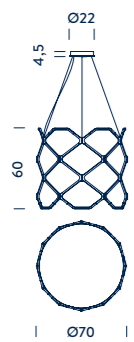
*Titia black and white*

Suspension LED lamp composed of identical injection-molded modules in thermoplastic polymer and equipped with quick couplings for a practical and quick assembly. This delicate silhouette is available in matt white or black finishes. Miniaturized and integrated dimmable LED system for excellent luminous efficiency.

Lampada a sospensione LED composta da moduli identici stampati ad iniezione in polimero termoplastico e dotati di innesti rapidi per un assemblaggio pratico e veloce. Dalla silhouette delicata, è disponibile in due finiture opache bianca e nera. Sistema Led dimmerabile miniaturizzato e integrato per un'ottima efficienza luminosa.

Suspension à LED composée de modules identiques moulés par injection de polymère thermoplastique et dotés d'accroches rapides pour un assemblage facile et pratique. D'une silhouette délicate, elle est disponible en deux finitions, blanc mat ou noir. Système LED dimmable miniaturisé et intégré pour une efficacité lumineuse optimale.

LED-Pendelleuchte bestehend aus drei identischen Spritzgussmodulen aus thermoplastischem Polymer und ausgestattet mit Schnellkupplungen für eine schnelle und praktische Montage. Mit ihrer zarten Silhouette ist sie in den Ausführungen matt weiß und matt schwarz lieferbar. Miniaturisiertes und integriertes dimmbares LED-System mit einer hervorragende Lichtausbeute.



PENDANT LED

Linear LED | 90W | diffused | CCT 2700K |  
3850lm (luminous output) | typ cri 85 |  
dimnable 1-10V | 110/240V  
*note cable length 3m, DALI version on request*

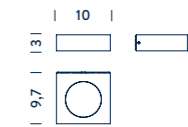
- TIT LWW 51 *structure white*
- TIT LNN 51 *structure black*



*Titia white*



Fix double emission  
gold polished



#### SINGLE EMISSION WALL LED

LED board | 6W | 380lm (luminous output) |  
typ cri 85 | CCT 2700K | dimmable TRIAC | 230V  
note available also in 120V

- FIM LWW 32 *structure white*
- FIM LNW 32 *structure black*
- FIM LLW 32 *structure polished*
- FIM LOW 32 *structure gold polished*
- FIM LGW 32 *structure gold burnished*
- FIM LOS 32 *structure gold frosted*

#### DOUBLE EMISSION WALL LED

LED board | 2x6W | 2x380lm (luminous output) |  
typ cri 85 | CCT 2700K | dimmable TRIAC | 230V  
note available also in 120V

- FIM LWW 31 *structure white*
- FIM LNW 31 *structure black*
- FIM LLW 31 *structure polished*
- FIM LOW 31 *structure gold polished*
- FIM LGW 31 *structure gold burnished*
- FIM LOS 31 *structure gold frosted*

Wall LED lamp in die-cast aluminium available in different finishes: painted white, black and burnished gold, natural polished, polished glossy gold or frosted gold. Available with double Up & Down emission or only Up emission with indirect and diffused light. Dimmable TRIAC.


Lampada da parete in alluminio pressofuso disponibile in diverse finiture: verniciata bianco, nero e oro brunito, spazzolata lucida naturale, spazzolata oro lucido o oro satinato. Disponibile con doppia emissione Up&Down o solo singola emissione con luce diffusa indiretta. Dimmerabile TRIAC.

Applique en aluminium moulé disponible en différentes finitions: blanc, noir, or bruni, aluminium poli, doré poli ou doré satiné. Disponible avec double émission up & down ou simple émission up indirecte. Dimmable TRIAC.

Wandleuchte aus Aluminiumdruckguss, erhältlich in verschiedenen Ausführungen: lackiert in weiß, schwarz und Gold brüniert, glänzend poliert gebürstet, glänzend gold gebürstet oder gold satiniert. Erhältlich mit doppelter Emission up & down oder nur als up-Light mit indirektem diffusen Licht. TRIAC dimmbar.




*Fix double emission  
black*



*Fix double emission  
gold burnished*

*White painted*



*Black painted*



*Polished*



*Gold polished*



*Gold burnished*



*Gold frosted*



# ELLISSE


*Federico Palazzari*

Collection of LED suspension lamps in extruded aluminum made in different versions: Minor, Major, Double and the new “oversize” Triple, Mega and Double Mega, for direct or indirect diffused light. Available in different finishes: painted in matt white, black and gold, or natural polished and glossy gold anodized. Opal diffuser. Ellisse is made through a proprietary technology of coupling of the extrusions. Major version available also for wall and floor applications, with a marble base on the floor version and with a wall kit mounting on the wall version. Dimmable.

Famiglia di lampade a sospensione LED in estruso di alluminio, realizzate in diverse versioni: Minor, Major, double e le nuove “oversize” triple, mega e double mega, per una luce diffusa diretta o indiretta. Disponibile in diverse finiture, verniciato opaco nei colori bianco, nero e oro, spazzolato naturale e anodizzato oro lucido. Diffusore opalino. Ellisse è realizzata attraverso una tecnologia proprietaria di accoppiamento degli estrusi. La versione Major è disponibile anche da terra e da parete, con base in marmo per la versione terra e accessorio per aggancio a muro per la versione a parete. Dimmerabile.

Collection de suspensions LED en aluminium extrudé réalisées en différentes versions: Minor, Major, double et les nouvelles «oversize» triple, mega et double mega, pour une lumière diffuse directe ou indirecte. Disponible en différentes finitions: peint blanc mat, noir mat, doré mat, aluminium poli naturel, ou or anodisé poli. Diffuseur opalin. Ellisse est réalisée grâce à une technique exclusive de couplage des extrudés. La version Major est disponible dans la version applique et lampadaire, avec un socle en marbre noir pour la version lampadaire et un accessoire de fixation au mur pour la version applique. Dimmables.

LED-Pendelleuchtenfamilie aus stranggepresstem Aluminium, erhältlich in verschiedenen Ausführungen: Minor, Major, Double und in den neuen „oversize“-Versionen Triple, Mega und Double Mega, für direktes oder indirektes diffuses Licht. Lieferbar in verschiedenen Ausführungen, matt weiß, matt schwarz und goldfarben lackiert, gebürstetem Aluminium und eloxiertem Gold. Opaler Diffusor. Ellisse wird mit einer eigens von Nemo entwickelten Extrusionsverbindungstechnik realisiert. Die Major-Version ist auch als Steh- und Wandleuchte erhältlich, die Stehleuchte mit einer Basis aus Marmor, die Wandleuchte mit einem Wandhaken.



*Ellisse Triple, black*



*Ellisse Mega downlight, black  
ph. Massimo Nadalini*



*Ellisse Double Mega, gold painted*



*Ellisse Double white*

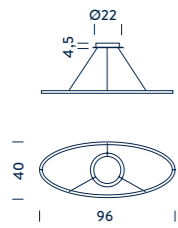


*Ellisse wall gold polished anodized*



*Ellisse floor gold polished anodized  
and black marble base*





PENDANT MINOR LED



Linear LED | diffused orientable | 44W | 2250lm (luminous output) | typ cri 85 | dimmable 1-10V | 110/240V

note adjustable cable length from 2,5m to 0,4m, DALI version on request

UPLIGHT CCT 2700K

- ELP LW2 51 structure white
- ELP LN2 51 structure black
- ELP LL2 51 structure polished
- ELP LO2 51 structure gold painted
- ELP LGW 51 structure gold polished anodized

DOWNLIGHT CCT 2700K

- ELP LW2 52 structure white
- ELP LN2 52 structure black
- ELP LL2 52 structure polished
- ELP LO2 52 structure gold painted
- ELP LGW 52 structure gold polished anodized


UPLIGHT CCT 3000K

- ELP LWW 51 structure white
- ELP LNW 51 structure black
- ELP LLW 51 structure polished
- ELP LOW 51 structure gold painted

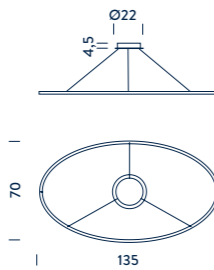

DOWNLIGHT CCT 3000K

- ELP LWW 52 structure white
- ELP LNW 52 structure black
- ELP LLW 52 structure polished
- ELP LOW 52 structure gold painted

White painted



Black painted



PENDANT MAJOR LED



Linear LED | diffused orientable | 66W | 3450lm (luminous output) | typ cri 85 | dimmable 1-10V | 110/240V

note adjustable cable length from 2,5m to 0,4m, DALI version on request

UPLIGHT CCT 2700K

- ELP LW2 53 structure white
- ELP LN2 53 structure black
- ELP LL2 53 structure polished
- ELP LO2 53 structure gold painted
- ELP LGW 53 structure gold polished anodized

DOWNLIGHT CCT 2700K

- ELP LW2 54 structure white
- ELP LN2 54 structure black
- ELP LL2 54 structure polished
- ELP LO2 54 structure gold painted
- ELP LGW 54 structure gold polished anodized


UPLIGHT CCT 3000K

- ELP LWW 53 structure white
- ELP LNW 53 structure black
- ELP LLW 53 structure polished
- ELP LOW 53 structure gold painted

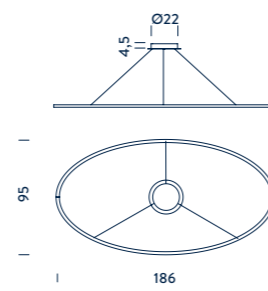
DOWNLIGHT CCT 3000K

- ELP LWW 54 structure white
- ELP LNW 54 structure black
- ELP LLW 54 structure polished
- ELP LOW 54 structure gold painted

Polished



Gold painted



PENDANT MEGA LED



Linear LED | diffused orientable | 85W | 4425lm (luminous output) | typ cri 85 | dimmable 1-10V | 110/240V

note adjustable cable length from 2,5m to 0,4m, DALI version on request

UPLIGHT CCT 2700K

- ELP LW2 58 structure white
- ELP LN2 58 structure black
- ELP LO2 58 structure gold painted

DOWNLIGHT CCT 2700K

- ELP LW2 59 structure white
- ELP LN2 59 structure black
- ELP LO2 59 structure gold painted

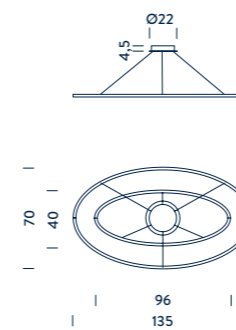
UPLIGHT CCT 3000K

- ELP LWW 58 structure white
- ELP LNW 58 structure black
- ELP LOW 58 structure gold painted

DOWNLIGHT CCT 3000K

- ELP LWW 59 structure white
- ELP LNW 59 structure black
- ELP LOW 59 structure gold painted

Gold polished anodized



PENDANT DOUBLE LED



Linear LED | diffused orientable uplight (Minor), diffused orientable downlight (Major) | 90W | 2825+1850lm (luminous output) | typ cri 85 | dimmable 1-10V | 110/240V

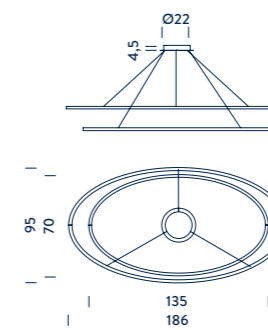
note adjustable cable length from 2,5m to 0,4m, DALI version on request

CCT 2700K

- ELP LW2 56 structure white
- ELP LN2 56 structure black
- ELP LL2 56 structure polished
- ELP LO2 56 structure gold painted
- ELP LGW 56 structure gold polished anodized

CCT 3000K

- ELP LWW 56 structure white
- ELP LNW 56 structure black
- ELP LLW 56 structure polished
- ELP LOW 56 structure gold painted



PENDANT DOUBLE MEGA LED

Linear LED | diffused orientable up light (Major), diffused orientable downlight (mega) | 90W | 2825lm+1850lm (luminous output) | typ cri 85 | dimmable 1-10V | 110/240V

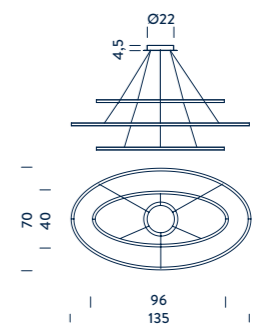
note adjustable cable length from 2,5m to 0,4m, DALI version on request

CCT 2700K

- ELP LW2 5A structure white
- ELP LN2 5A structure black
- ELP LO2 5A structure gold painted

CCT 3000K

- ELP LWW 5A structure white
- ELP LNW 5A structure black
- ELP LOW 5A structure gold painted



PENDANT TRIPLE LED

Linear LED | diffused orientable up light (up Minor), diffused orientable downlight (Major/Minor) | 90W | 1325+2050+1325lm (luminous output) | typ cri 85 | dimmable 1-10V | 110/240V

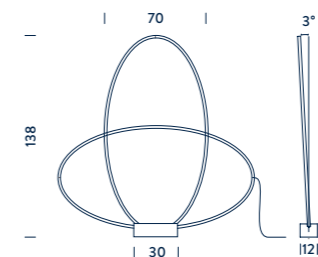
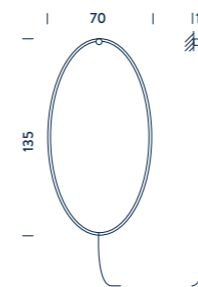
note adjustable cable length from 2,5m to 0,4m, DALI version on request

CCT 2700K

- ELP LW2 57 structure white
- ELP LN2 57 structure black
- ELP LL2 57 structure polished
- ELP LO2 57 structure gold painted
- ELP LGW 57 structure gold polished anodized

CCT 3000K

- ELP LWW 57 structure white
- ELP LNW 57 structure black
- ELP LLW 57 structure polished
- ELP LOW 57 structure gold painted



FLOOR/WALL LED

Linear LED | diffused orientable | 66W | typ cri 85 | CCT 2700K | 3450lm (luminous output) | dimmable | 110/240V

note dimmer on cable, cable length 5m, base and wall hanger to be ordered separately

- ELP LNN 21 structure black
- ELP LGN 21 structure gold polished anodized

accessory - wall hanger



accessory - base



ACCESSORIES


- ELP BNN 21 base black "marquinia" marble
- ELP AGG 31 hanger gold polished anodized

# WALL SHADOWS

Charles Kalpakian

*“Blurring the lines between an industrial design piece and a sculptural masterpiece, this illuminator acts as a spatial focal point when displayed within one’s home”.*

Charles Kalpakian



Wall Shadows Grand





*Wall Shadows Moyen*

A family of wall lamps, creating unusual luminous sets with LED diffused lighting. Available in different sizes, they are made of laser-cut aluminum and painted in matt white.

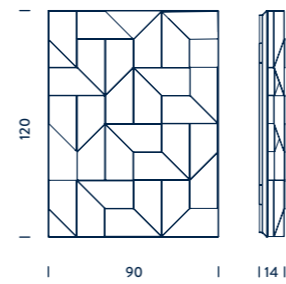
Famiglia di lampade da parete che creano inedite scenografie luminose per un'illuminazione diffusa a LED. Disponibili in differenti dimensioni, sono realizzate in alluminio tagliato a laser e verniciato bianco opaco.

Une famille d'appliques créant des scénographies lumineuses inédites avec un éclairage diffus à LED. Disponibles en différentes tailles, réalisées en aluminium découpé au laser et peintes en blanc mat.

Wandleuchtenfamilie mit ungewöhnlichen Lichteffekten bei einer diffuse LED-Beleuchtung, lieferbar in verschiedenen Größen, hergestellt aus lasergeschnittenem matt weiß lackiertem Aluminium.



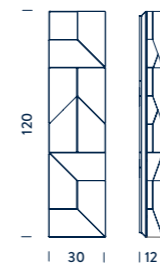
*Wall Shadows Long*



**WALL GRAND LED**

LED board | diffused indirect | 59W | 2050lm  
(luminous output) | typ cri 80 | CCT 3000K |  
dimnable 1-10V, push | 110/240V  
*note* DALI version on request

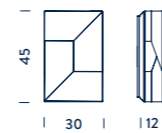
WSH LWW 31 *structure white*



**WALL LONG LED**

LED board | diffused indirect | 30W | 1050lm  
(luminous output) | typ cri 80 | CCT 3000K |  
dimnable 1-10V | 110/240V  
*note* DALI version on request

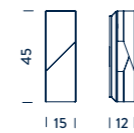
WSH LWW 34 *structure white*



**WALL MOYEN LED**

LED board | diffused indirect | 11W | 445lm  
(luminous output) | typ cri 80 | CCT 3000K |  
dimnable 1-10V | 110/240V  
*note* DALI version on request

WSH LWW 33 *structure white*



**WALL PETIT LED**

LED board | diffused indirect | 8W | 435lm  
(luminous output) | typ cri 80 | CCT 3000K |  
dimnable 1-10V | 110/240V  
*note* DALI version on request

WSH LWW 32 *structure white*

# NUVOLA

Mario Bellini 1974



Family of pendant and wall/ceiling lamps, available in two dimensions: Nuvola and Nuvola Minor. Nuvola has a structure in natural opal polyethylene made with rotational molding. Nuvola Minor has a structure in opalin PMMA, thermoforming. Diffused lighting for a widespread and comfortable output. The wall/ceiling version is composed of one of the two blocs (deep or flat). All versions are dimmable. DALI driver on request.

Famiglia di lampade a sospensione e parete/soffitto, disponibili in due dimensioni: Nuvola e Nuvola Minor. Nuvola è realizzata in polietilene naturale opalino stampato in rotazionale. Nuvola Minor è realizzata in PMMA opalino in termoformatura. Luce diffusa e confortevole. La versione parete/soffitto è composta da una delle due scocche (profonda o piatta, a scelta). Tutte le versioni sono dimmerabili. Alimentatore DALI a richiesta.

Famille de suspension, applique/plafonnie, disponibles en 2 dimensions: Nuvola et Nuvola Minor. Nuvola est réalisée en polyéthylène naturel opalin, moulé par rotation, Nuvola Minor en PMMA thermoformé. Lumière diffuse et confortable. La version applique/plafonnier se compose de l'une des deux coques (profonde ou plate, au choix). Toutes les versions sont dimmables. Bloc d'alimentation DALI sur demande.

Produktfamilie von Pendel- und Wand- / Deckenleuchten. Die Leuchten sind in zwei Größen lieferbar: Nuvola und Nuvola Minor. Nuvola ist aus rotationsgeformtem natürlichem opalem Polyethylen realisiert. Nuvola Minor ist aus opalen PMMA im Tiefziehverfahren hergestellt. Diffuses angenehmes Licht. Die Wand- / Deckenversion besteht aus einer der beiden Schalen (wahlweise flacher oder wolkiger). Alle Versionen sind dimmbar. DALI-Netzteil auf Anfrage erhältlich.



*Nuvola at Palazzo Reale, Milan.  
Exhibitor: "Giotto, l'Italia. Da Assisi a Milano"  
Ph. Raffaele Cipolletta*



*Nuvola and Nuvola Minor*



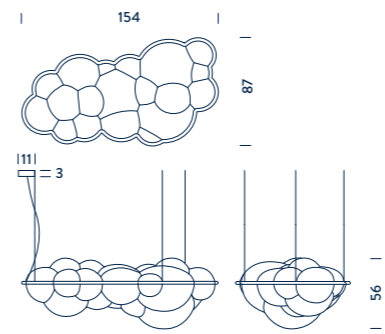
*“My ‘cloud’ designed to illuminate the office (and, why not, the home too) might today be thought of as a prescient allusion to Steve Jobs’ vision of the cloud”.*

Mario Bellini





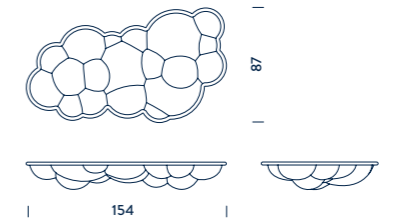
Nuvola Minor wall h25



**PENDANT LED**

Linear LED | diffused | 144W | 13000 (luminous output) | CCT 2700K | typ cri 85 | dimmable 1-10V | 110/240V  
*note* cable length 3m, DALI version on request

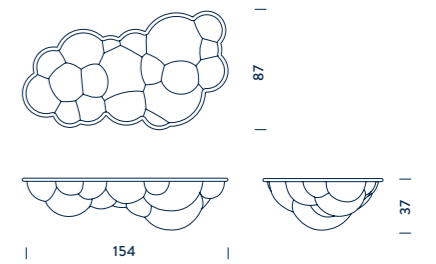
NUV LWW 51 *diffusers white*



**WALL/CEILING LED H20**

Linear LED | diffused | 66W | 6000lm (luminous output) | CCT 2700K | typ cri 85 | dimmable 1-10V | 110/240V  
*note* DALI version on request

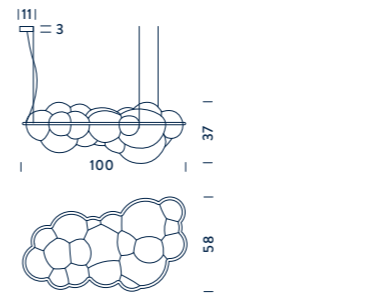
NUV LWW 33 *diffusers white*



**WALL/CEILING LED H37**

Linear LED | diffused | 66W | 6000lm (luminous output) | CCT 2700K | typ cri 85 | dimmable 1-10V | 110/240V  
*note* DALI version on request

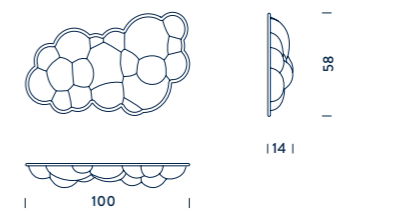
NUV LWW 34 *diffusers white*



**PENDANT MINOR LED**

Linear LED | diffused | 90W | 8000lm (luminous output) | CCT 2700K | typ cri 85 | dimmable 1-10V | 110/240V  
*note* cable length 3m, DALI version on request

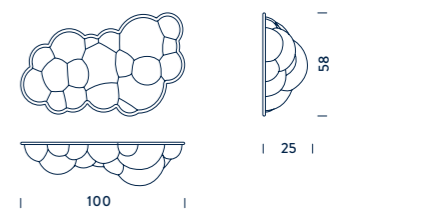
NUM LWW 51 *diffusers white*



**WALL/CEILING MINOR LED H14**

Linear LED | diffused | 45W | 4000lm (luminous output) | CCT 2700K | typ cri 85 | dimmable 1-10V | 110/240V  
*note* DALI version on request

NUM LWW 32 *diffusers white*



**WALL/CEILING MINOR LED H25**

Linear LED | diffused | 45W | 4000lm (luminous output) | CCT 2700K | typ cri 85 | dimmable 1-10V | 110/240V  
*note* DALI version on request

NUM LWW 31 *diffusers white*

# UNTITLED

Bernhard Osann



*“I was inspired by the sculptural and kinetic aesthetics of articulated arms. Radical simplification brings these aesthetics into focus. As the joints work without visible wires or rope hoists the Untitled is reduced to a few precise lines. The result is a graphically appearing, timeless desk lamp, characterized by its flexibility”.*

Bernhard Osann



*Untitled table Spot*



*Untitled table Linear*



Family of table, floor and wall LED lamps in extruded matt black painted aluminum with joints for flexible and dynamic positioning of the light. Available in the version with the linear lighting unit in polymer filled with glass fibers that rotates on itself and in the version with cylindrical spot light in aluminum. Dimmer on board located on the lamp stem.

Famiglia di lampade da tavolo/terra e parete LED in estruso di alluminio verniciato nero opaco dotata di snodi per il posizionamento flessibile e dinamico della luce. Disponibile nella versione con il corpo illuminante lineare in polimero caricato di fibre di vetro che ruota su sé stesso e nella versione con corpo illuminante spot cilindrico in alluminio. Dimmer on board sullo stelo della lampada.

Famille de luminaires (table/lampadaire, applique) à LED en aluminium extrudé peint en noir mat dotée d'une articulation pour le positionnement variable et dynamique de la lumière. Disponible dans la version avec le corps lumineux linéaire en polymère et fibre de verre qui pivote sur lui-même et dans la version avec corps lumineux spot cylindrique en aluminium. Dimmer sur le montant de la lampe.

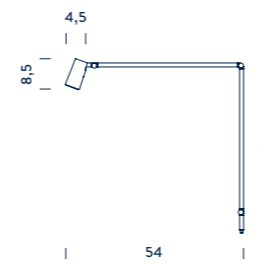
LED-Leuchtenfamilie aus Tisch-, Steh- und Wandleuchten, hergestellt aus strangepressten matt schwarz lackiertem Aluminium, Gelenke für eine flexible und dynamische Positionierung des Lichts. Struktur mit einem um sich selbst drehenden linearen Kopf aus mit Glasfasern angereichertem Polymer und die Version mit einem zylindrischen Spotlight aus Aluminium. Touchdimmer in der Struktur der Leuchte integriert.



*Untitled wall Linear*



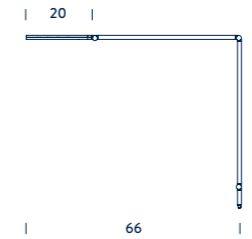
*Untitled wall Spot*



TABLE/WALL SPOT

LED Spot 40° | 8W | 550lm (luminous output) |  
typ cri 90 | dimmable on board | 110/240V  
*note cable length 2m*

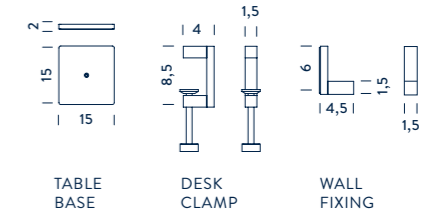
- CCT 2700K  
● UNT LNN 12 structure black  
CCT 3000K  
● UNT LNN 14 structure black



TABLE/WALL LINEAR

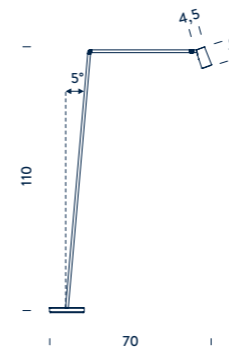
LED board | 7W | 485lm (luminous output) |  
typ cri 90 | dimmable on board | 24V DC |  
110/240V | *note cable length 2m*

- CCT 2700K  
● UNT LNN 11 structure black  
CCT 3000K  
● UNT LNN 13 structure black



ACCESSORIES

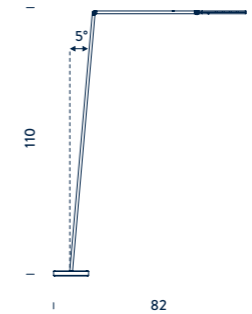
- TABLE BASE  
● UNT BAN 11 structure black  
DESK CLAMP  
● UNT ATN 11 structure black  
WALL FIXING  
● UNT ATN 31 structure black



READING SPOT

LED Spot 40° | 8W | 550lm (luminous output) |  
typ cri 90 | dimmable on board | 110/240V  
*note cable length 2m*

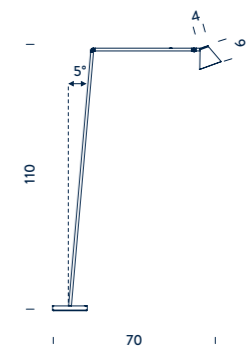
- CCT 2700K  
● UNT LNN 21 structure black  
CCT 3000K  
● UNT LNN 22 structure black



READING LINEAR

LED board | 7W | 485lm (luminous output) |  
typ cri 90 | dimmable on board | 24V DC |  
110/240V | *note cable length 2m*

- CCT 2700K  
● UNT LNN 23 structure black  
CCT 3000K  
● UNT LNN 24 structure black



READING CONE

LED spot | 8W | 550lm (luminous output) |  
typ cri 90 | dimmable on board | 24V DC |  
110/240V  
*note cable length 2m*

- CCT 2700K  
● UNT LNN 25 structure black  
CCT 3000K  
● UNT LNN 26 structure black

# IN THE WIND

*Arihiro Miyake*



*In The Wind pendant vertical white*

*“In a time in which the light source itself can even be designed according to each object, the question would be how the lighting design should meet technology and how the light should look like. My answer is a simple, yet very fresh attempt, free from ready-made ideas, and rules based on classic lighting sources. In The Wind is a way to the future”.*

*Arihiro Miyake*





*In The Wind floor black  
Vincenzo De Cotiis architect  
Private residence*

Floor and pendant lamps for a warm and widespread LED lighting. The structure is manufactured through a technology of torsion and misalignment of the aluminum extruded bar, expressly studied by Nemo. It allows a 360° LED emission. Terminal parts are in die-casted aluminum. Diffusers are in opal metacrylate. The lamps are available in matt white, matt black, titan grey or gold. Switch and dimmer on the cable for the floor version.

Lampade da terra e a sospensione realizzate con estruso di alluminio la cui torsione fuori asse permette un'illuminazione diffusa a 360°. La sorprendente torsione è realizzata attraverso una tecnica ingegnerizzata da Nemo e crea una forma fluida ed elegante. I diffusori sono in metacrilato opalino mentre le parti terminali sono in alluminio pressofuso. Disponibili in bianco opaco, nero opaco, grigio titanio e oro opaco. Interruttore e dimmer su cavo nella versione da terra.

Lampadaire et suspension réalisés grâce à une extrusion d'aluminium et un processus de torsion hors axes, technique spécialement développée par Nemo, permettant une forme fluide et élégante ainsi qu'un éclairage LED à 360°. Les têtes sont en aluminium moulé et les diffuseurs en méthacrylate opalin. Disponibles dans les finitions blanc mat, noir mat, gris titane ou doré mat. Interrupteur / dimmer à pied pour la version lampadaire.

Steh- und Pendelleuchte, realisiert aus fließgepressten Aluminiums, die gedrehten Profile erlauben eine 360° LED-Beleuchtung. Diese aussergewöhnliche Drehung wird durch eine eigens von NEMO entwickelten Technik erreicht und erzeugt eine fließende elegante Form. Die Diffusoren sind aus opalweißem Methacrylat, die Kopfteile sind aus Aluminiumdruckguss. Lieferbar in matt weiß, matt schwarz, titangrau oder goldfarben lackiert. Dimmer am Kabel bei der Stehleuchte.





*In The Wind*  
pendant horizontal white  
Vincenzo De Cotiis architect  
Private residence



In The Wind  
pendant vertical gold




FLOOR LED

Linear LED | diffused, 360° | 58W | 2850lm  
(luminous output) | typ cri 85 | 110/240V |  
dimmable  
*note* cable length 2m, dimmer on cable

- CCT 2700K
- ITW LWW 22 structure white
  - ITW LNW 22 structure black
  - ITW LDW 22 structure titan grey
  - ITW LGW 22 structure gold painted
- CCT 3000K
- ITW LWW 21 structure white
  - ITW LNW 21 structure black
  - ITW LDW 21 structure titan grey
  - ITW LGW 21 structure gold painted

White painted



Black painted



PENDANT VERTICAL LED

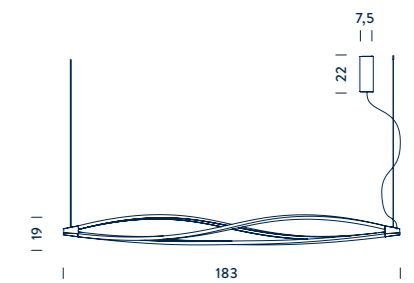
Linear LED | diffused, 360° | 58W | 2850lm  
(luminous output) | typ cri 85 | dimmable,  
DALI push | 230V  
*note* max cable length 3m, also available in 120V

- CCT 2700K
- ITW LWW 55 structure white
  - ITW LNW 55 structure black
  - ITW LDW 55 structure titan grey
  - ITW LGW 55 structure gold painted
- CCT 3000K
- ITW LWW 58 structure white
  - ITW LNW 58 structure black
  - ITW LDW 58 structure titan grey
  - ITW LGW 58 structure gold painted

Titan grey



Gold painted



PENDANT HORIZ. LED

Linear LED | diffused, 360° | 58W | 2850lm  
(luminous output) | typ cri 85 | dimmable,  
DALI push | 230V  
*note* metal cable length 3m, electric cable length  
5m, also available in 120V

- CCT 2700K
- ITW LWW 56 structure white
  - ITW LNW 56 structure black
  - ITW LDW 56 structure titan grey
  - ITW LGW 56 structure gold painted
- CCT 3000K
- ITW LWW 57 structure white
  - ITW LNW 57 structure black
  - ITW LDW 57 structure titan grey
  - ITW LGW 57 structure gold painted



# FLACA

Roberto Paoli




Wall lamp, double output for a flood uplight and downlight. Die-casted aluminum, with opal metacrylate lower diffuser and transparent upper diffuser. Structure painted in matt white, moka, champagne or anthracite. Dimmable TRIAC and 1-10V.

Lampada da parete a doppia emissione, per una luce diffusa verso l'alto e verso il basso. Realizzata in alluminio pressofuso, con diffusore inferiore in metacrilato opalino e superiore trasparente. Disponibile nelle versioni verniciate bianco opaco, moka, champagne e antracite. Dimmerabile TRIAC e 1-10V.


Applique à double émission pour une lumière diffuse vers le haut et vers le bas. En fonte d'aluminium moulé, avec diffuseur inférieur en méthacrylate opalin et diffuseur supérieur transparent. Corps peint blanc mat, moka, champagne ou anthracite. Dimmable TRIAC et 1-10V.

Wandleuchte mit zweifachem diffusem Lichtaustritt nach oben und unten. Aluminiumdruckguß, mit Diffusoren aus Methacrylat (oben transparent, unten opalin). Lieferbar in den Versionen matt weiß, moka-, champagner- oder anthrazitfarben lackiert. Dimmbar 1-10V oder TRIAC.


White painted



Anthracite painted




Moka painted



Champagne painted



Flaca white



## WALL LED TRIAC

2xLED board | up+down | 24W |  
CCT 3000K | 1570+790lm (luminous output) |  
typ cri 85 | dimmable TRIAC | 240V

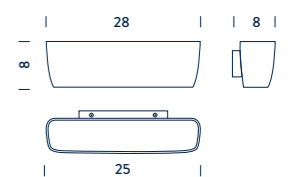
- FLA LWW 33 structure white
- FLA LXW 33 structure anthracite
- FLA LBW 33 structure moka
- FLA LDW 33 structure champagne

## WALL LED 1-10V

2xLED board | up+down | 24W |  
CCT 3000K | 1570+790lm (luminous output) |  
typ cri 85 | dimmable 1-10V | 120/240V


- FLA LWW 32 structure white
- FLA LXW 32 structure anthracite
- FLA LBW 32 structure moka
- FLA LDW 32 structure champagne

Flaca anthracite



# TUBES

*Charles Kalpakian*



*“Suspended  
without gravity,  
enlightened with  
technology”.*

*Charles Kalpakian*

Family of pendant, wall and ceiling lamps, made with tubular elements with a strong and essential design that is expressed through pure forms. The wall versions are in extruded aluminum rotatable and adjustable and are also available with push dimmer installed directly on the lamp. In the ceiling version the ceiling element rotates 340°, while the other cylinder can be rotated by 90°. Available in different color versions, all one color or with two coordinating colors. Opal plexiglass diffusers.

Famiglia di lampade da sospensione, parete e soffitto, realizzate con elementi tubolari per oggetti dal design forte ed essenziale che si esprime attraverso forme pure. Nelle versioni a parete i corpi illuminanti sono in estruso di alluminio ruotabili e orientabili e sono disponibili anche con dimmer push installato direttamente sulla lampada. Nella versione a soffitto l'elemento a plafone ruota di 340°, mentre l'altro cilindro è orientabile di 90°. Disponibili in diverse versioni colore, mono tinta o con due colori abbinati. Diffusori in plexiglass opalino.

Famille de suspension, applique et plafonnier à éléments tubulaires au design fort et essentiel exprimé à travers des formes pures. Les versions murales sont en aluminium extrudé rotatifs et orientables, disponibles également avec un dimmer push installé directement sur la lampe. Dans la version plafonnier l'élément de plafond tourne à 340°, tandis que l'autre cylindre est orientable de 90°. Disponible en différentes couleurs, monoteinte ou deux couleurs coordonnées. Diffuseurs en plexiglas opalin.

Produktfamilie von Pendel-, Wand- und Deckenleuchten mit röhrenförmigen Elementen für Objekte mit einem starken essentiellen Design, das sich in reinen Formen ausdrückt. Die Wandversionen sind aus stranggepresstem Aluminium, dreh- und verstellbar. Erhältlich auch mit direkt an der Lampe montiertem Push-Dimmer. In der Deckenversion ist das Deckenelement um 340° drehbar, der andere Zylinder um 90° drehbar. Verfügbar in verschiedenen Farbversionen, ein- oder zweifarbig. Diffusoren aus Opalplexiglas.

*Tubes 3*  
copper / white





*Tubes 2 wall  
copper / white*



*Tubes 1 wall  
white / white*



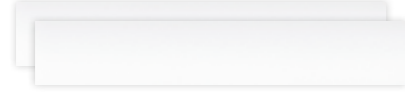
*Tubes Large ceiling,  
white / white*




*Tubes Large wall,  
white / grey*

TUBES


White / white



White / copper polished

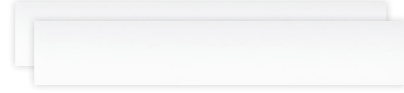


Black / black




TUBES LARGE

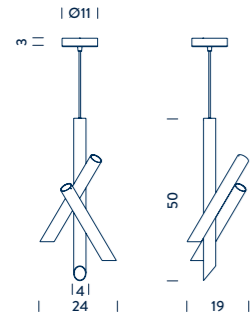

White / white



White / grey



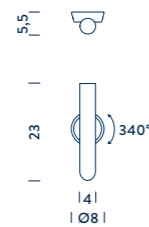
White / light gold painted



TUBES 3 PENDANT LED

LED board | 3x5,5W | 3x120lm (luminous output) | typ cri 80 | CCT 2700K | dimmable TRIAC | 230V  
note cable length 3m, also available in 120V

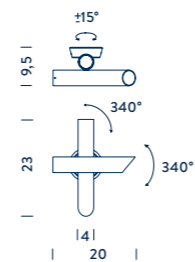
- ○ TTB LWW 52 structure white/white
- ● TTB LWC 52 structure white/copper
- ● TTB LNW 52 structure black/black



TUBES 1 WALL LED

LED board | orientable spot | 5,5W | 135lm (luminous output) | typ cri 80 | CCT 2700K | 230V  
note orientable, also available in 120V

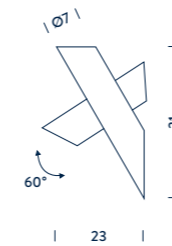
- Dimmable TRIAC
- ○ TTB LWW 31 white/white
  - ● TTB LWC 31 white/copper
  - ● TTB LNN 31 black/black
- Dimmable push on board
- ○ TTB LWW 34 white/white
  - ● TTB LWC 34 white/copper
  - ● TTB LNN 34 black/black



TUBES 2 WALL LED

LED board | double orientable spot | 2x5,5W | 2x135lm (luminous output) | typ cri 80 | CCT 2700K | 230V  
note orientable on three axes, also available in 120V

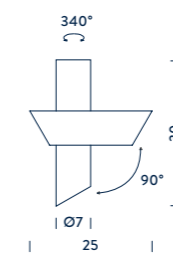
- Dimmable TRIAC
- ○ TTB LWW 32 white/white
  - ● TTB LWC 32 white/copper
  - ● TTB LNN 32 black/black
- Dimmable push on board
- ○ TTB LWW 33 white/white
  - ● TTB LWC 33 white/copper
  - ● TTB LNN 33 black/black



TUBES LARGE WALL LED

LED board | diffused | 2x13W | 2x640lm (luminous output) | typ cri 80 | CCT 2700K | dimmable TRIAC | 220V  
note one element orientable 60°, also available in 120V

- ○ TTU LWW 31 structure white/white
- ● TTU LWD 31 structure white/grey
- ● TTU LWG 31 structure white/light gold



TUBES LARGE CEILING LED

LED board | diffused | 2x13W | 2x640lm (luminous output) | typ cri 80 | CCT 2700K | dimmable TRIAC | 220V  
note 90°/340° elements orientability, also available in 120 V

- ○ TTU LWW 41 structure white/white
- ● TTU LWD 41 structure white/grey
- ● TTU LWG 41 structure white/light gold



# OLYMPIA

*Doriana e Massimiliano Fuksas*



Wall and pendant adjustable lamps with molded diffusers in sandblasted polycarbonate matt white, for widespread warm lighting. The wall lamp has a stem in black painted aluminum, wall bracket in polymer filled with glass fibers. The pendant lamp has two diffusers painted in opal white satin polycarbonate and a brass counterweight.

Lampade da parete e sospensione orientabili, con diffusori stampati in polycarbonato bianco opale satinato, per un'illuminazione calda diffusa. La versione da parete ha uno stelo in alluminio verniciato nero, staffa a parete in polimero caricato con fibre di vetro. La versione a sospensione è dotata di due diffusori ed un contrappeso in ottone.

Appliques et suspension orientables avec diffuseurs moulés en polycarbonate blanc mat satiné, pour une lumière chaude et diffuse. Les appliques ont une structure en aluminium vernis noir, patène en polymère chargé de fibres de verre. La suspension a deux diffuseurs moulés en polycarbonate satiné blanc opale et un contrepoids en laiton.

Verstellbare Wand- und Pendelleuchten, Diffusor aus satiniertem opal weißem Polykarbonat für eine warme diffuse Lichtstreuung. Die Wandleuchte hat einen Arm aus schwarz lackiertem Aluminium, Wandhalterung aus mit Glasfasern gefülltem Polymer. Die Pendelleuchte besteht aus zwei Diffusoren und einem Gegengewicht aus Messing.



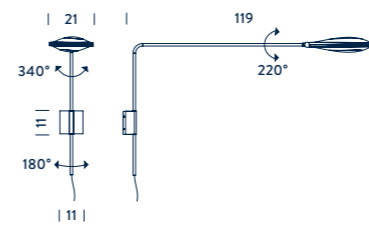
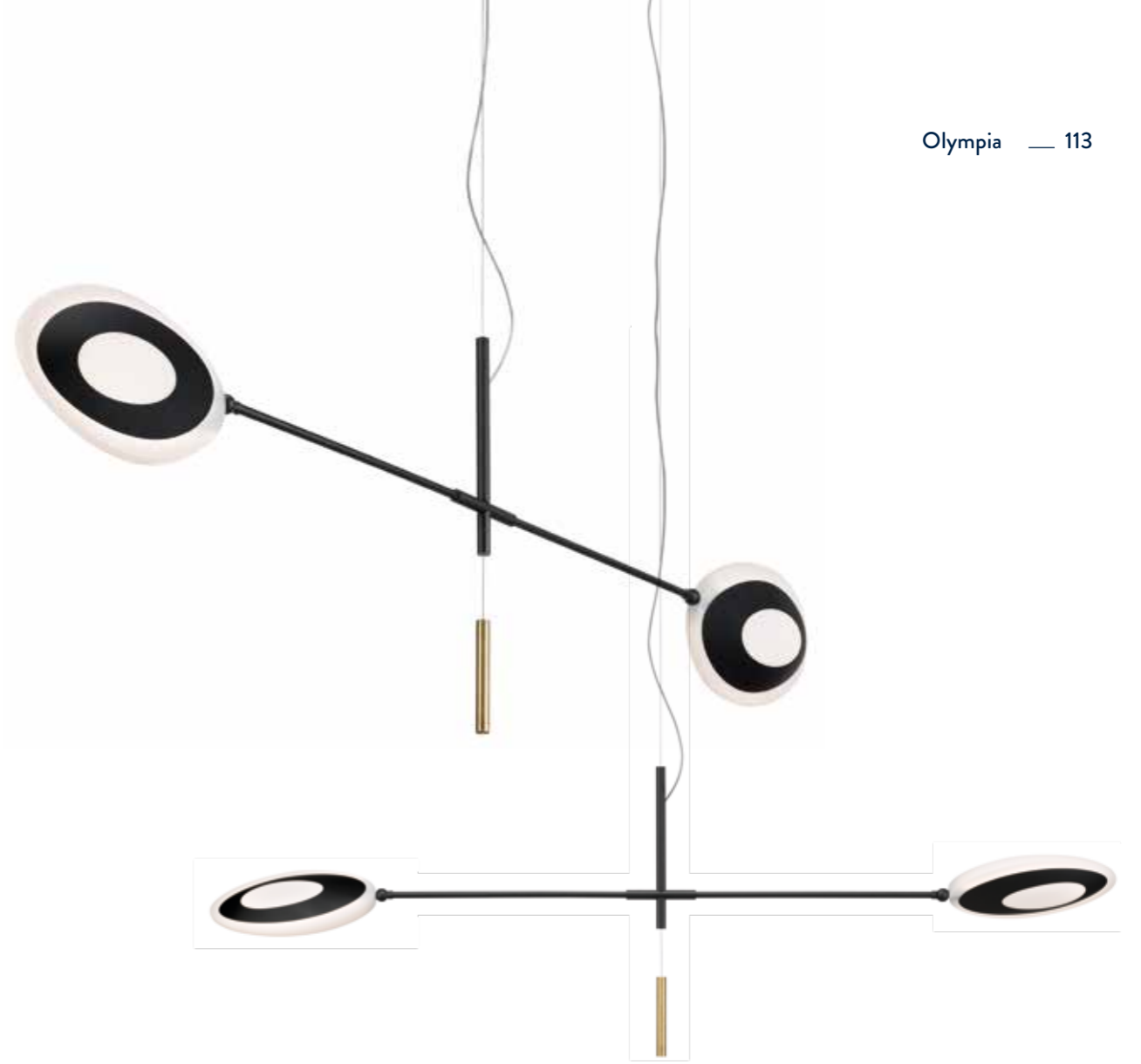
*“UFO Unidentified flying objects, find their own identity through merging into luminous sculptural objects.”*

*Doriana and Massimiliano Fuksas*

*Olympia wall*



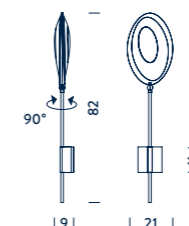
Olympia with arm



**WALL LED WITH ARM**

LED board | diffused, 360° | 13W | CCT 2700K |  
950lm (luminous output) | typ cri 85 |  
dimmable, IGBT | 230V  
*note orientable, cable length 2,8m, dimmer on cable*

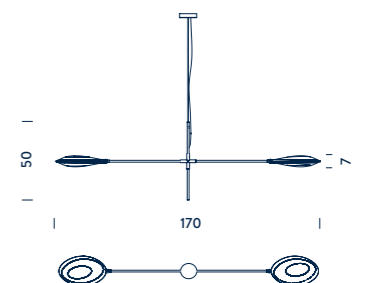
● OLY LNN 31 structure black



**WALL LED**

LED board | diffused, 360° | 13W | CCT 2700K |  
950lm (luminous output) | typ cri 85 |  
dimmable IGBT | 230V  
*note orientable 90°*

● OLY LNN 33 structure black



**PENDANT LED**

LED board | diffused, 360° | 2x13W | CCT 2700K |  
2x950lm (luminous output) | typ cri 85 | dimmable,  
IGBT | 230V  
*note orientable, cable length 3m*

● OLY LNN 51 structure black

Olympia pendant

# MAIS PLUS QUE CELA JE NE PEUX PAS

*Rudy Ricciotti*

Family of floor and table lamps made of rough metal in industrial style and available in two sizes with indirect light. Each lamp is produced in a traditional way so that small aesthetic and finishing differences between one product and another are a sign of uniqueness. The floor version is also available for outdoor use and is treated with protective paint.


Famiglia di lampade in due dimensioni, da terra e da tavolo con luce indiretta dallo stile industriale, realizzate in metallo grezzo. Ogni lampada è prodotta in maniera artigianale per cui piccole differenze estetiche e di finitura tra un prodotto e l'altro sono indice di unicità. La versione da terra è disponibile anche per esterni ed è trattata con vernice protettiva.

Famille de lampes en deux tailles, lampadaire et de table à lumière indirecte de style industriel en métal brut. Chaque lampe est fabriquée de manière artisanale, de sorte que les petites différences esthétiques et de finition entre un produit et un autre sont un signe d'unicité. La version à poser au sol (lampadaire) est également disponible pour une utilisation en extérieur et est traitée avec un vernis protecteur.

Leuchtenfamilie in zwei Größen als Boden- und Tischleuchte für indirektes Licht im Industriestil realisiert aus rohem Metall. Jede Leuchte wird handwerklich gefertigt und ist daher ein Unikat. Kleine ästhetische und farblich Unterschiede unterstreichen die Einzigartigkeit jeder Leuchte. Die Bodenleuchte ist auch als Outdoorversion lieferbar und ist mit einem Schutzlack versehen.



*Mais plus que cela je ne peux pas outdoor*




*“This project was born with industrial wastes but less than this I am not able. And so, this lamp is called ‘Mais plus que cela je ne peux pas’”.*

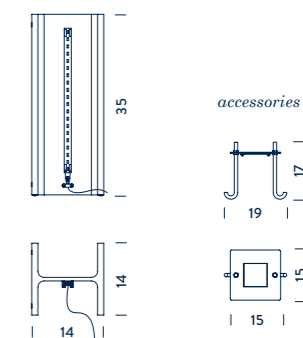
Rudy Ricciotti



*Mais plus que cela je ne  
peux pas indoor and Mini version*



Mini Mais plus que cela je ne peux pas



**OUTDOOR IP44 LED**

Linear LED | direct/indirect | 10W | 550lm (luminous output) | typ cri 83 | CCT 2700K | dimmable, TRIAC | 220V

*note* cable length 3m, body and cable IP65 rated, also available in 120V

● RIC LME 21 *structure raw metal*

*accessories*

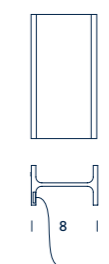
● RIC FIX 21 anti vandal fixing plate

**INDOOR LED**

Linear LED | direct/indirect | 10W | 550lm (luminous output) | typ cri 83 | CCT 2700K | dimmable, TRIAC | 220V

*note* cable length 2,7m, dimmer on cable, also available in 120V

● RIC LMM 21 *structure raw metal*



**MINI INDOOR LED**

Linear LED | direct/indirect | 2,4W | 200lm (luminous output) | typ cri 85 | CCT 2700K | 110/230V

*note* switch on cable, cable length 3m

● RCM LMM 1M *structure raw metal*

# PANAMA / PANAMA MINI BATTERY

*Euga Design*

*“A thin luminescent  
disk suspended  
between technology  
and memory.  
We searched  
in memory with  
technological  
devices in order  
to find the  
essentiality”.*

Family of table lamps in two sizes Panama and Panama Mini, with LED sources for diffused lighting. Made of aluminum, they are equipped with a polycarbonate reflector with anti-glare treatment and are therefore suitable for both domestic and work environments. Available in matt white or black embossed painted finishes. The mini version is also available in a cordless rechargeable battery version. Duration: 10 hours, recharge: 6 hours.

Famiglia di lampade da tavolo in due dimensioni Panama e Panama Mini, con sorgenti LED per un'illuminazione diffusa. Realizzate in alluminio, sono dotate di un riflettore in policarbonato con trattamento antiabbagliamento e quindi sono adatte sia ad ambienti domestici che di lavoro. Disponibili nelle finiture verniciato goffrato opaco bianco o nero. La versione Mini è disponibile anche cordless a batteria ricaricabile. Durata: 10 ore, ricarica: 6 ore.


Famille de lampes de table en deux tailles Panama et Panama Mini, avec sources à LED pour éclairage diffus. Réalisées en aluminium, elles sont équipés d'un réflecteur en polycarbonate traité anti-reflets et conviennent donc aux environnements domestiques et professionnels. Disponible dans les finitions peint gaufré mat blanc ou noir. La version mini est également disponible dans une version sans fil avec batterie rechargeable. Indoor. Durée: 10 heures, recharge: 6 heures.

Panama ist eine Tischleuchte in zwei Größen mit LED-Bestückung für eine diffuse Beleuchtung. Hergestellt aus Aluminium und mit einem Reflektor aus einem Anti-Glar behandeltem Polycarbonat, einsetzbar sowohl im Wohn- als auch im Arbeitsbereich. Erhältlich in matt weiß oder matt schwarz geprägten Lackierungen. Die Mini ist auch als Cordless-Version mit integrierter Batterie lieferbar. Dauer: 10 Stunden, Aufladezeit: 6 Stunden.



*Panama Mini battery white*



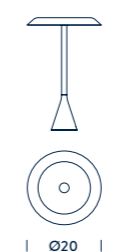


Panama Mini

**TABLE LED**

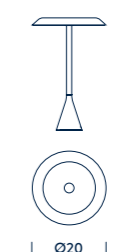
LED board | down, diffused | 14W | CCT 2700K |  
1010lm (luminous output) | typ cri 85 |  
110/240V  
*note* cable length 2m

- PAN LWW 13 *structure* white textured
- PAN LXX 13 *structure* coal black

**MINI TABLE LED**

LED board | down, diffused | 13W | CCT 2700K |  
920lm (luminous output) | typ cri 85 |  
110/240V  
*note* cable length 1,5m

- PNM LWW 14 *structure* white textured
- PNM LXX 14 *structure* coal black

**MINI BATTERY TABLE LED**

LED board | down, diffused | 3,5W (7,5 on charge) |  
CCT 2700K | 250lm (luminous output) | typ cri 93 |  
dimmable | 110/240V  
*note* rechargeable, 10 hours battery life / 6 hours  
charge time (light off), cable length 1,2m

- PNM LWW 12 *structure* white textured
- PNM LXX 12 *structure* coal black

# ARA

Ilaria Marelli



Ara floor LED DTW  
anthracite / anthracite

Family of floor and wall lamps, with LED sources, LED and DTW (DIM to Warm) versions. It is composed of two elements in extruded aluminum: depending on versions, structure is painted in white, anthracite, champagne and moka, while the rotating illuminated structure can be glossy anodized or painted matt white or anthracite. The LED uplight source is integrated in the upper part of the structure and it creates a widespread light, while a LED source is integrated in the main structure for a widespread and adjustable light. The LED DTW version has the new “Dim to Warm” technology. When the source will be dimmed, both the lighting output and the color of the light will change. The power supply is integrated for both versions while the dimmer is on the cable for the LED version and integrated in the LED DTW version.

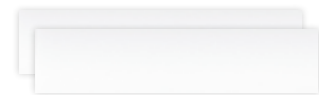
Famiglia di lampade da terra e da parete con sorgenti LED, versioni LED e LED DTW (DIM to Warm). Composta da due elementi in alluminio estruso. La struttura è verniciata bianco, antracite, champagne e moka, mentre l'elemento rotante può essere anodizzato lucido o verniciato bianco o antracite. La sorgente LED uplight crea una luce diffusa verso il soffitto, nel rotante invece è presente una sorgente LED per un'illuminazione diffusa e orientabile. La versione LED DTW è dotata della nuova tecnologia “Dim to Warm”, alla diminuzione dell'intensità della luce corrisponde un aumento della temperatura colore. L'alimentazione è integrata per entrambi le versioni mentre il dimmer è sul cavo nella versione LED e integrato nella versione LED DTW.

Famille de lampadaires et appliques avec sources LED. Version LED ou DTW (DIM to Warm). Composé de deux éléments en aluminium extrudé. Disponible avec corps peint en blanc, anthracite, moka ou champagne, le rotatif peut être poli, ou peint en blanc ou anthracite. La source d'éclairage LED uplight crée une lumière diffuse au plafond; le rotatif est équipé d'une source LED pour une lumière diffuse et orientable. Les versions LED sont dotées de la nouvelle technologie «Dim to Warm»: à la diminution de l'intensité de la lumière correspond une augmentation de la température de couleur de la lumière. L'alimentation est intégrée pour toutes les versions, dimmer sur câble pour la version LED+LED et intégré pour la version DTW.


Familie von Steh- und Wandleuchten mit LED-Lichtquellen, LED- und DTW-Versionen (Dim to Warm). Die beiden Elemente sind aus Aluminiumdruckguß. Das Modell ist in den Farben weiß, anthrazit-, champagner- und mokafarben lieferbar. Das Drehelement ist poliert, weiß oder anthrazitfarben lackiert. Das in der Struktur integrierte Uplight ist in LED erhältlich und streut ein diffuses Licht an die Decke. Die neuen LED-Versionen sind mit der neuen Technik „dim to warm“ ausgestattet, bei der Regulierung des Lichts erhöht sich die Lichtwärme. Das EVG ist bei allen Ausführungen in der Struktur integriert. Das Netzteil ist bei beiden Versionen integriert. Bei der LED+LED-Version ist der Dimmer am Kabel, bei der DTW-Version ist er in der Struktur integriert.

*ARA FLOOR*


*White / white*



*Anthracite / anthracite*




*White / polished*



*Champagne / polished*



*Anthracite / polished*

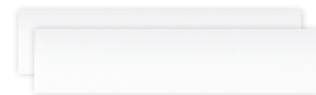


*Moka / polished*



*ARA WALL*


*White / white*



*White / polished*



*Anthracite / polished*



*Champagne / polished*



*Ara floor white / white*



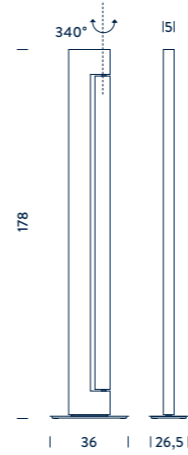
*Ara floor white / polished*



*Ara wall 69 white / polished*



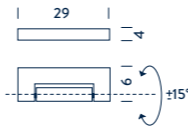
Ara wall 29 anthracite / polished



**FLOOR LED**

LED board+Linear LED | up and side vertical emission, indirect | 23+40W | CCT 2700K/3000K | 2185+4350lm (luminous output) | typ cri 83 | double, dimmable, DALI on request | 230V  
note orientable diffuser

- ○ ○ ARA TWW 2B structure white/white
- ● ● ARA TXX 2B structure anthracite/anth.
- ● ● ARA TWL 2B structure white/polished
- ● ● ARA TDL 2B structure champagne/polished
- ● ● ARA TXL 2B structure anthracite/polished
- ● ● ARA TML 2B structure moka/polished



**WALL 29 LED**

LED board | double | 2x8W | CCT 3000K | 1300lm (luminous output) | typ cri 85 | 110/230V | IP40

- ○ ○ ARA LWW 35 structure white/white
- ● ● ARA LWL 35 structure white/polished
- ● ● ARA LXL 35 structure anthracite/polished
- ● ● ARA LDL 35 structure champagne/polished

**FLOOR LED DTW**

LED board+Linear LED | up and side vertical emission, indirect | 23+40W | CCT from 2500K to 3000K | 2200lm + 4400lm (luminous output) | typ cri 83 | double, dimmable dim to warm, on board | 230V  
note orientable diffuser

- ○ ○ ARA LWW 24 structure white/white
- ● ● ARA LXX 24 structure anthracite/anth.
- ● ● ARA LWL 24 structure white/polished
- ● ● ARA LDL 24 structure champagne/polished
- ● ● ARA LXL 24 structure anthracite/polished
- ● ● ARA LML 24 structure moka/polished



**WALL 69 LED**

LED board | double | 2x16W | CCT 3000K | 3600lm (luminous output) | typ cri 85 | dimmable, DALI/push | 230V | IP40

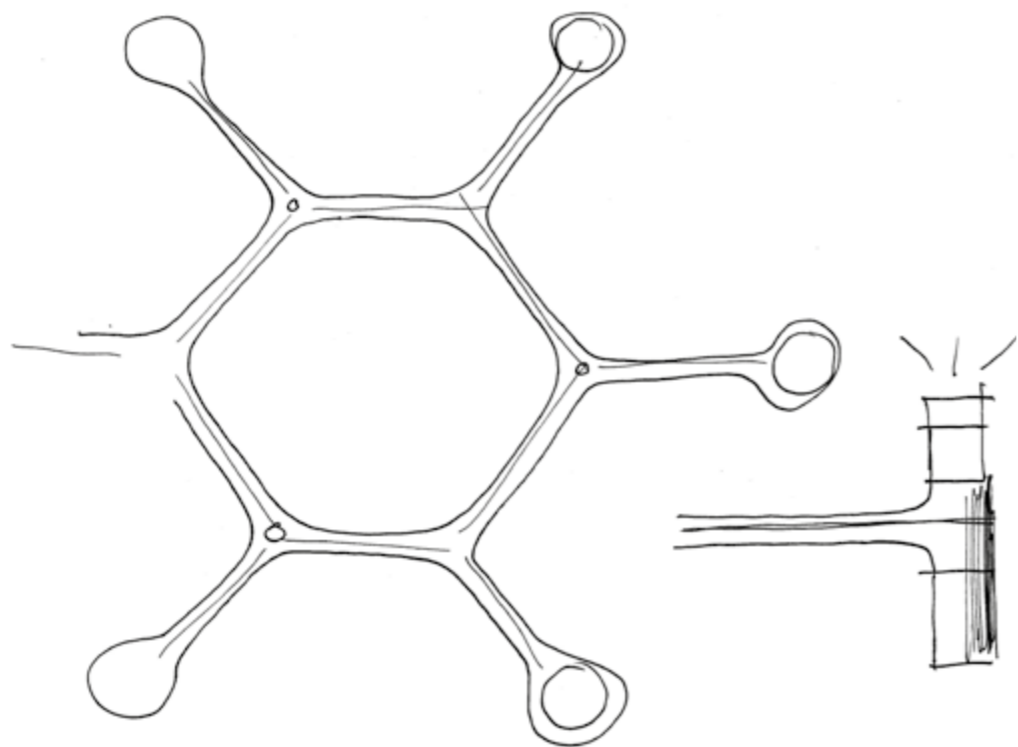
- ○ ○ ARA LWW 32 structure white/white
- ● ● ARA LWL 32 structure white/polished
- ● ● ARA LXL 32 structure anthracite/polished
- ● ● ARA LDL 32 structure champagne/polished

# CROWN

Jehs+Laub

*“Nature, again and again, inspires us to design - like the ‘crown’, which comes from a snowflake”.*

Jehs+Laub



*Jehs+Laub*

*Crown Major polished*





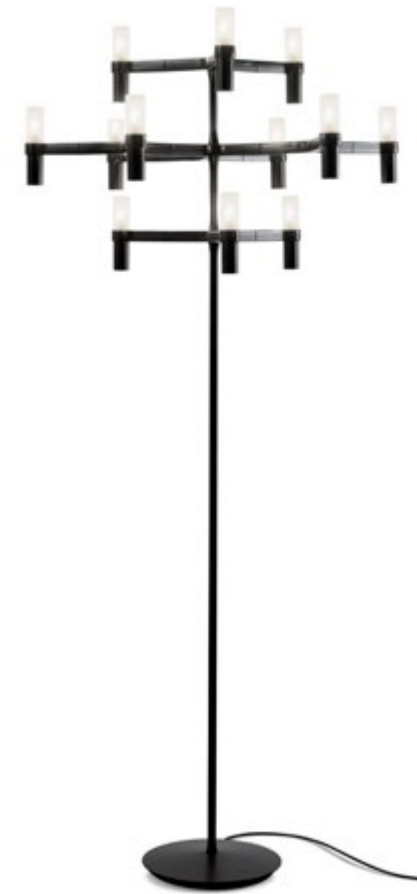
Crown Royal black plated

Family of pendant chandeliers, floor and wall lamps whose modular shape is inspired by the outline of the snow crystal. Widespread light. Structure in die-casted aluminum and sandblasted glass or, on request, transparent striped glass diffusers. The pendant and wall versions are available in hand polished aluminum, glossy gold plated or black plated, or painted in matt white, matt black, or matt gold. Double switch for the Summa and Magnum pendant versions. The pendant versions are equipped with transparent cable, red cable on request. The floor version has a stem in aluminum with integrated dimmer on the cable. Available in hand polished aluminum, painted in matt white, matt black or matt gold. NEMO LED G9 kit available.

Famiglia di lampade chandelier a sospensione, da terra e da parete la cui forma modulare si ispira alla sagoma del cristallo di neve. Luce diffusa. Struttura in alluminio pressofuso e bicchierini diffusori in vetro sabbato o su richiesta vetro trasparente rigato. La sospensione e la parete sono disponibili in alluminio spazzolato a mano lucido, placcate oro o nero, verniciate opaco nei colori bianco, nero e oro. Le versioni a sospensione Summa e Magnum sono dotate di una doppia accensione. Lampade dotate di cavo trasparente, cavo rosso su richiesta. La versione da terra ha uno stelo in alluminio con dimmer integrato nel cavo. Disponibile nelle finiture alluminio spazzolato a mano lucido, verniciata opaca nei colori bianco, nero oppure oro. E' disponibile un kit NEMO di lampadine LED G9.

Famille de suspensions, lampadaire et appliques dont la forme modulaire s'inspire du contour du cristal de neige. lumière diffuse. Structure en aluminium moulé sous pression et des diffuseurs en verre sablé ou sur demande, en verre strié. La suspension et l'applique sont disponibles en aluminium poli à la main, plaqué or ou plaqué noir ou peint en blanc mat, noir mat ou doré mat. Les versions à suspension Summa et Magnum sont équipées d'un double allumage. Câble transparent, (sur demande câble rouge). La version lampadaire a une tige en aluminium, dimmer à pied sur câble. Disponible en aluminium poli à la main, plaqué or ou peint en blanc mat, noir mat, doré mat. Kit d'ampoules LED G9 NEMO disponible (non inclus).

Leuchtenfamilie bestehend aus Kronleuchtern, Steh- und Wandleuchten, deren Form von der Kontur des Schneekristalls inspiriert ist. Diffuse Lichtstreuung. Modulare Struktur aus Aluminiumdruckguss mit Diffusorgläsern aus sandgestrahltem Glas oder geripptes Glas auf Anfrage. Die Kronleuchter und Wandleuchten sind in poliertem, handgebürstetem Aluminium, vergoldet oder schwarz metallic glänzend, matt weiß, matt schwarz und gold lackiert erhältlich. Die Pendelleuchten Summa und Magnum sind separat schaltbar. Pendelleuchte mit transparentem Kabel, rotes Textilkabel auf Anfrage. Die Stehleuchte hat einen Schaft aus Aluminium mit Dimmer am Kabel. Erhältlich in den Versionen aus poliertem, handgebürstetem Aluminium, vergoldet, matt weiß, matt schwarz und gold lackiert. G9-LED-Leuchtmittel im 6-er-Pack lieferbar.



Crown floor black



*Crown Plana Mega and Plana Minor,  
gold painted at Bajart CMI offices  
Ph. Vincent Poppe*




*Crown Major gold painted  
at Royal Lancaster London  
Arch. Studio Proof, Ph. Adrian Jenkins*





*Crown Major gold plated  
at Molteni stand, ph. Max Rommel*



*Crown Magnum at Hotel Bayerischer Hof Lindau  
Arch. Elwert & Stottel, Klaus Sporer*



*Crown wall 4 gold plated*



*Crown Minor gold plated and  
Crown wall 2 black*



*Crown Multi gold plated  
with clear glass  
Crown Major black  
with sanded glass*

*black  
plated*



*black  
painted*



*sanded  
glass*



*gold  
plated*



*gold  
painted*



*clear  
glass*

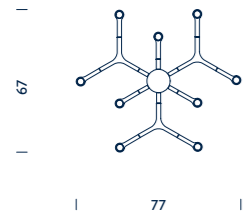
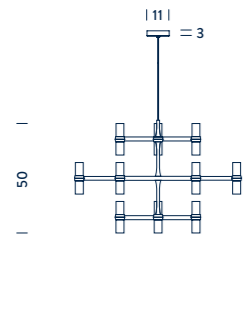


*polished  
aluminium*



*white  
painted*

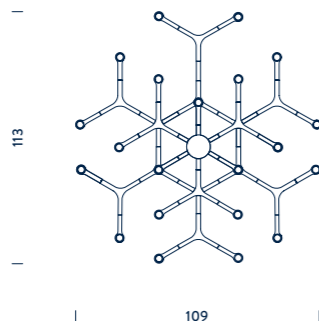
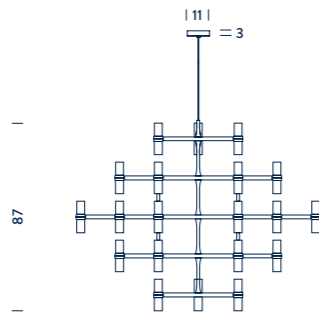




**MINOR PENDANT HALO/LED**

halopin G9 QT-14 | diffused | 12x25W |  
 dimmable according to bulb | 110/230V  
 note cable length max 2,5m  
 LED version with kit G9 LED NEMO (p. 151)

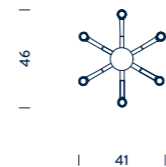
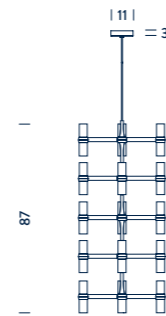
- CRO HWT 51 structure white painted
- CRO HNT 51 structure black painted
- CRO HLT 51 structure polished
- CRO HGW 51 structure gold painted
- CRO HOW 51 structure gold plated
- CRO HPW 51 structure black plated



**MAJOR PENDANT HALO/LED**

halopin G9 QT-14 | diffused | 30x25W |  
 dimmable according to bulb | 110/230V  
 note cable length max 3,5m  
 LED version with kit G9 LED NEMO (p. 151)

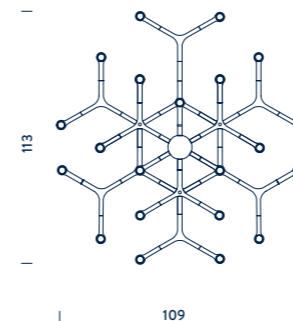
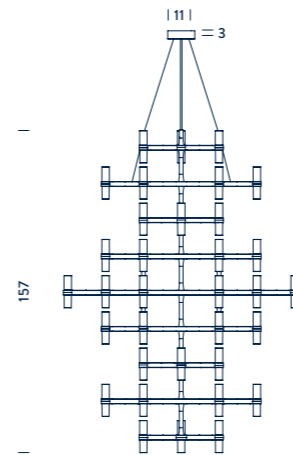
- CRO HWT 52 structure white painted
- CRO HNT 52 structure black painted
- CRO HLT 52 structure polished
- CRO HGW 52 structure gold painted
- CRO HOW 52 structure gold plated
- CRO HPW 52 structure black plated



**MULTI PENDANT HALO/LED**

halopin G9 QT-14 | diffused | 15x25W |  
 dimmable according to bulb | 110/230V  
 note cable length max 2,5m  
 LED version with kit G9 LED NEMO (p. 151)

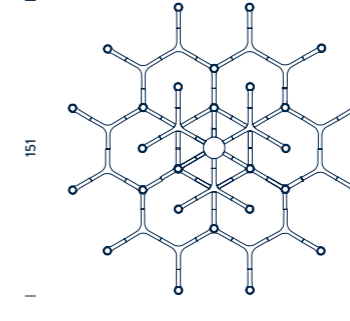
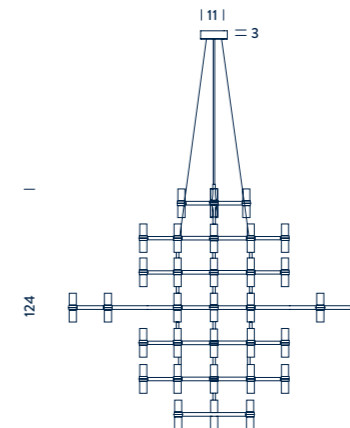
- CRO HWW 58 structure white painted
- CRO HNW 58 structure black painted
- CRO HLW 58 structure polished
- CRO HGW 58 structure gold painted
- CRO HOW 58 structure gold plated
- CRO HPW 58 structure black plated



**SUMMA PENDANT HALO/LED**

halopin G9 QT-14 | diffused | 48x25W |  
 double, dimmable according to bulb | 110/230V  
 note cable length max 3,5m,  
 LED version with kit G9 LED NEMO (p. 151)

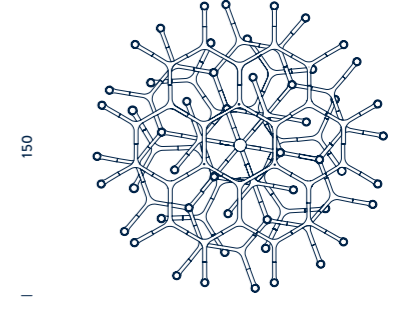
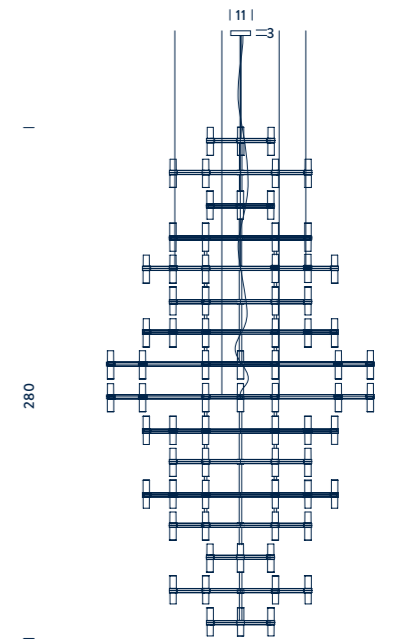
- CRO HWW 59 structure white painted
- CRO HNW 59 structure black painted
- CRO HLW 59 structure polished
- CRO HGW 59 structure gold painted
- CRO HOW 59 structure gold plated
- CRO HPW 59 structure black plated



**MAGNUM PENDANT HALO/LED**

halopin LED G9 QT-14 | diffused | 42x25W |  
 double, dimmable according to bulb | 110/230V  
 note cable length max 3,5m,  
 LED version with kit G9 LED NEMO (p. 151)

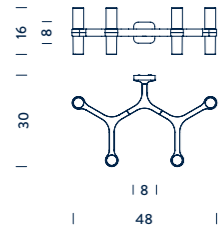
- CRO HWW 5A structure white painted
- CRO HNW 5A structure black painted
- CRO HLW 5A structure polished
- CRO HGW 5A structure gold painted
- CRO HOW 5A structure gold plated
- CRO HPW 5A structure black plated



**ROYAL PENDANT LED**

halopin G9 QT-14 | diffused | 120x2,2W |  
 double, dimmable according to bulb | 110/230V  
 note cable length max 3,5m,  
 LED version with kit G9 LED NEMO (p. 151)

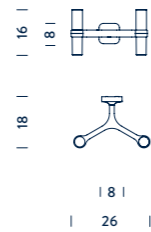
- CRO HWW 5B structure white painted
- CRO HNW 5B structure black painted
- CRO HLW 5B structure polished
- CRO HGW 5B structure gold painted
- CRO HOW 5B structure gold plated
- CRO HPW 5B structure black plated



**WALL 4 HALO/LED**

halopin G9 QT-14 | diffused | 4x60W |  
dimmable according to bulb | 110/230V  
*note* LLED version with kit G9 LED NEMO (p. 151)

- CRO HWW 32 structure white painted
- CRO HLW 32 structure polished
- CRO HNW 32 structure black painted
- CRO HGW 32 structure gold painted
- CRO HOW 32 structure gold plated
- CRO HPW 32 structure black plated

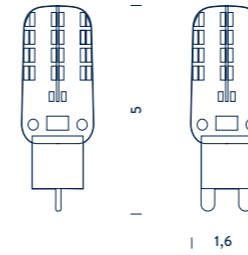


**WALL 2 HALO/LED**

halopin G9 QT-14 | diffused | 2x60W |  
dimmable according to bulb | 110/230V  
*note* LLED version with kit G9 LED NEMO (p. 151)

- CRO HWW 31 structure white painted
- CRO HLW 31 structure polished
- CRO HNW 31 structure black painted
- CRO HGW 31 structure gold painted
- CRO HOW 31 structure gold plated
- CRO HPW 31 structure black plated

**G9 LED KIT**



**2700K 220V**

G9 LED | diffused, 360° | 2,2W | 200lm | typ cri 80 |  
dimmable, PHASE CUT | 220V  
*note* kit box with 6 pieces

LED D02 72

**3000K 220V**

G9 LED | diffused, 360° | 2,2W | 220lm | typ cri 80 |  
dimmable, PHASE CUT | 220V  
*note* kit box with 6 pieces

LED D03 02

**2700K 120V**

G9 LED | diffused, 360° | 2,2W | 200lm | typ cri 80 |  
dimmable, PHASE CUT | 120V  
*note* kit box with 6 pieces

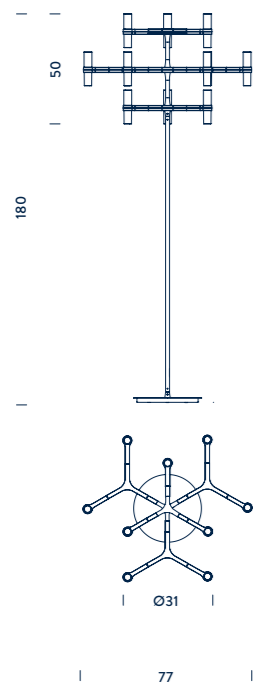
LED D62 71



**3000K 120V**

G9 LED | diffused, 360° | 2,2W | 220lm | typ cri 80 |  
dimmable, PHASE CUT | 120V  
*note* kit box with 6 pieces

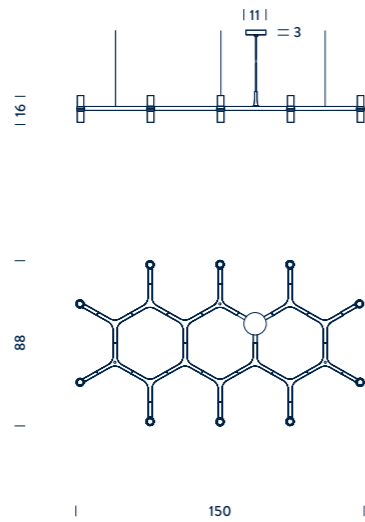
LED D63 01



**FLOOR HALO/LED**

halopin G9 QT-14 | diffused | 12x25W | dimmable  
according to bulb | 110/230V  
*note* dimmer on cable, cable length 2,7m  
LED version with kit G9 LED NEMO (p. 151)

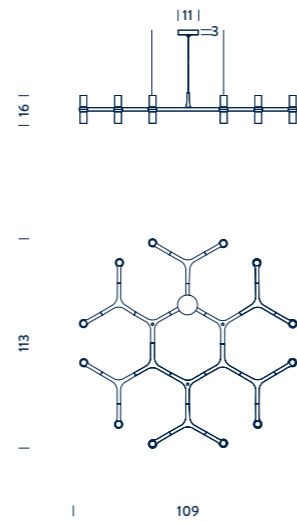
- CRO HWW 21 structure white painted
- CRO HNW 21 structure black painted
- CRO HLW 21 structure polished
- CRO HGW 21 structure gold painted



**PLANA PENDANT HALO/LED**

halopin G9 QT-14 | diffused | 10x25W |  
dimmable according to bulb | 110/230V  
*note* cable length max 2,5m,  
LED version with kit G9 LED NEMO (p. 151)

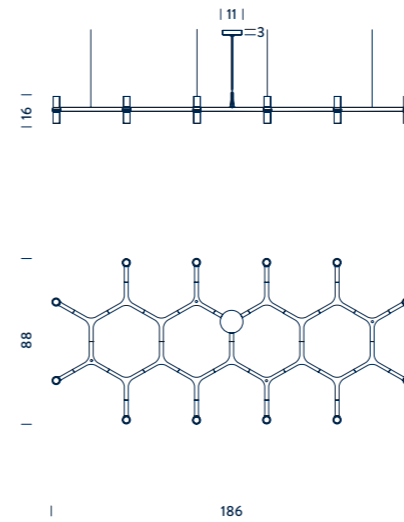
- CRO HWW 56 structure white painted
- CRO HLW 56 structure polished
- CRO HNW 56 structure black painted
- CRO HGW 56 structure gold painted
- CRO HOW 56 structure gold plated
- CRO HPW 56 structure black plated



**PLANA MINOR PENDANT HALO/LED**

halopin G9 QT-14 | diffused | 12x25W |  
dimmable according to bulb | 110/230V  
*note* cable length max 2,5m,  
LED version with kit G9 LED NEMO (p. 151)

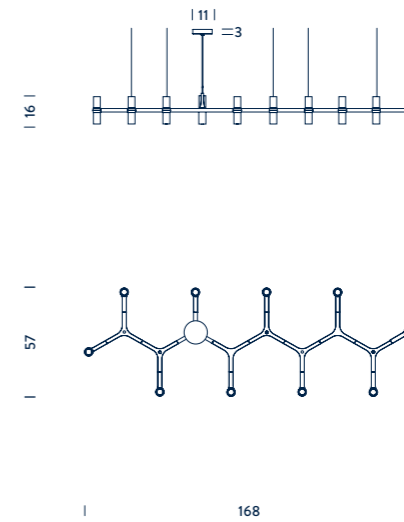
- CRO HWW 55 structure white painted
- CRO HLW 55 structure polished
- CRO HNW 55 structure black painted
- CRO HGW 55 structure gold painted
- CRO HOW 55 structure gold plated
- CRO HPW 55 structure black plated



**PLANA MAJOR PENDANT HALO/LED**

halopin G9 QT-14 | diffused | 12x25W |  
dimmable according to bulb | 110/230V  
*note* cable length max 2,5m,  
LED version with kit G9 LED NEMO

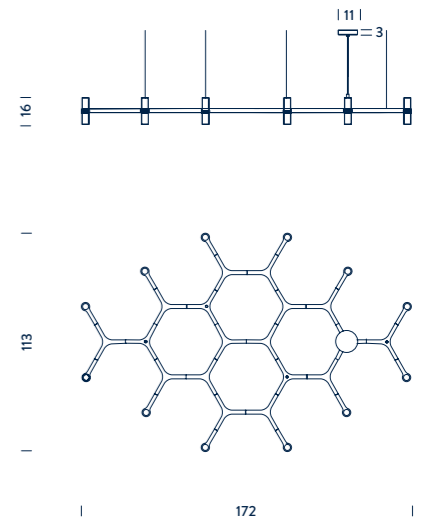
- CRO HWW 53 structure white painted
- CRO HLW 53 structure polished
- CRO HNW 53 structure black painted
- CRO HGW 53 structure gold painted
- CRO HOW 53 structure gold plated
- CRO HPW 53 structure black plated



**PLANA LINEA PENDANT HALO/LED**

halopin G9 QT-14 | diffused | 10x25W |  
dimmable according to bulb | 110/230V  
*note* cable length max 2,5m,  
LED version with kit G9 LED NEMO

- CRO HWW 54 structure white painted
- CRO HLW 54 structure polished
- CRO HNW 54 structure black painted
- CRO HGW 54 structure gold painted
- CRO HOW 54 structure gold plated
- CRO HPW 54 structure black plated



**PLANA MEGA PENDANT HALO/LED**

halopin G9 QT-14 | diffused | 12x25W |  
dimmable according to bulb | 110/230V  
*note* cable length max 2,5m,  
LED version with kit G9 LED NEMO

- CRO HWW 57 structure white painted
- CRO HLW 57 structure polished
- CRO HNW 57 structure black painted
- CRO HGW 57 structure gold painted
- CRO HOW 57 structure gold plated
- CRO HPW 57 structure black plated

# CANNA NUDA

*Piero Castiglioni, Roberto Menghi*



Family of pendant or wall/ceiling lighting fixtures, made with a satin nickel or burnished gold metal structure, connected with a sanded glass cylinder. Available in different lengths and LED or halogen versions. Canna Nuda Metallo is available in the suspension and adjustable ceiling versions. Chromed or white finishing.

Famiglia di lampade a sospensione o da soffitto/parete, composte da una struttura in metallo satinato e oro brunito e da un cilindro in vetro sabbato. Disponibili in due lunghezze e nelle versioni LED o alogena. La versione Canna Nuda Metallo è a sospensione o da soffitto direzionabile. Finitura cromata o bianca.

Famille de suspensions, plafonniers/appliques, composées d'une structure en métal en deux finitions nickel satiné ou doré vieilli et d'un cylindre en verre sablé. Disponible en deux longueurs. Versions LED ou halogène. La Canna Nuda Metallo est disponible à suspension ou plafonnier orientable. Finitions métal chromé ou blanc.

Familie von Pendel-, Wand- und Deckenleuchten, bestehend aus einer Struktur aus Metall in den Ausführungen vernickelt satiniert oder brüniertem Gold und einem sandgestrahlten Glaszylinder. Lieferbar in zwei Längen in LED oder Halogen. Die Version Canna Nuda Metallo ist als Pendel- und verstellbare Deckenleuchte lieferbar. Ausführung in verchromt oder weiß.

*Canna Nuda pendant Glass*



*Canna Nuda Glass wall/ceiling  
gold burnished*



*Canna Nuda Metal ceiling white*



*Canna Nuda Metal pendant chrome*



Canna Nuda Glass  
wall/ceiling at  
Grand Théâtre de Provence,  
Aix en Provence,  
Gregotti associates



#### GLASS PENDANT LED/HALO

G9 | diffused | 75W | dimmable, according to bulb | 110/230V

*note* LED version with kit G9 LED NEMO (p. 151), cable length 3m

L50cm

- CAN HSW 51 structure satin nickel
- CAN HGW 51 structure burnished gold

L75cm

- CAN HSW 52 structure satin nickel
- CAN HGW 52 structure burnished gold



#### GLASS WALL/CEILING LED/HALO

G9 | diffused | 75W | dimmable, according to bulb | 110/230V

*note* LED version with kit G9 LED NEMO (p. 151)

L50cm

- CAN HSW 41 structure satin nickel
- CAN HGW 41 structure burnished gold

L75cm

- CAN HSW 42 structure satin nickel
- CAN HGW 42 structure burnished gold



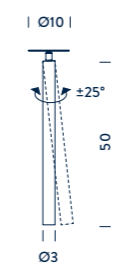
#### METAL PENDANT LED

Power LED | direct downlight | 6,2W | 360lm (luminous output) | typ cri 83 | CCT 3000K | 110/240V

*note* semi recessed lamp, recessed hole:

Ømin4/max 6cm/cable length: 2,5m

- CAM LHH 52 structure chrome
- CAM LWW 52 structure white



#### METAL CEILING LED

Power LED | direct downlight, 25° orientable | 6,2W | 360lm (luminous output) | typ cri 83 | CCT 3000K | 110/240V

*note* semi recessed lamp, recessed hole:

Ømin4/max6cm

- CAM LHH 71 structure chrome
- CAM LWW 71 structure white

#### ACCESSORIES

##### CANOPY

- COM KHH 41 structure chrome
- COM KWW 41 structure white





# DOVE

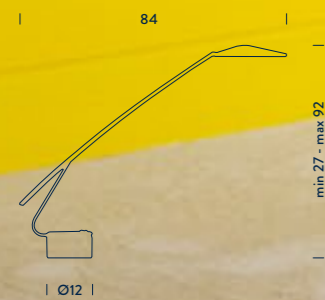
*Mario Barbaglia, Marco Colombo 1984*

Table light with medium-flood beam, ideal as a desk or as a reading light. Structure in polycarbonate, supporting arms in steel. Painted in matt black.

Lampada da scrivania con luce diretta, adatta per il lavoro e la lettura. Struttura in policarbonato e supporti del braccio in acciaio. Verniciatura nero opaco.

Lampe de bureau à faisceau semi-concentré, idéale pour le travail et la lecture. Corps en polycarbonate, supports du bras en acier molybdène. Finition noir mat. Interrupteur à deux intensités.

Schreibtischleuchte mit direkter Lichtausstrahlung zum Arbeiten und Lesen. Körper aus Polykarbonat, Armbügel aus Stahl. Matt schwarz lackiert.



## TABLE LED

LED GY 6,35 | direct, orientable | 3W |  
CCT 3000K | 300lm | double intensity | 230V  
*note* switch on board, cable length 2,2m,  
also available in 120V

● DOV LNN 11 structure black

## TABLE HALO

GY 6,35 QT-12 | direct, orientable | 50W |  
double intensity | 230V  
*note* switch on board, cable length 2,2m,  
also available in 120V

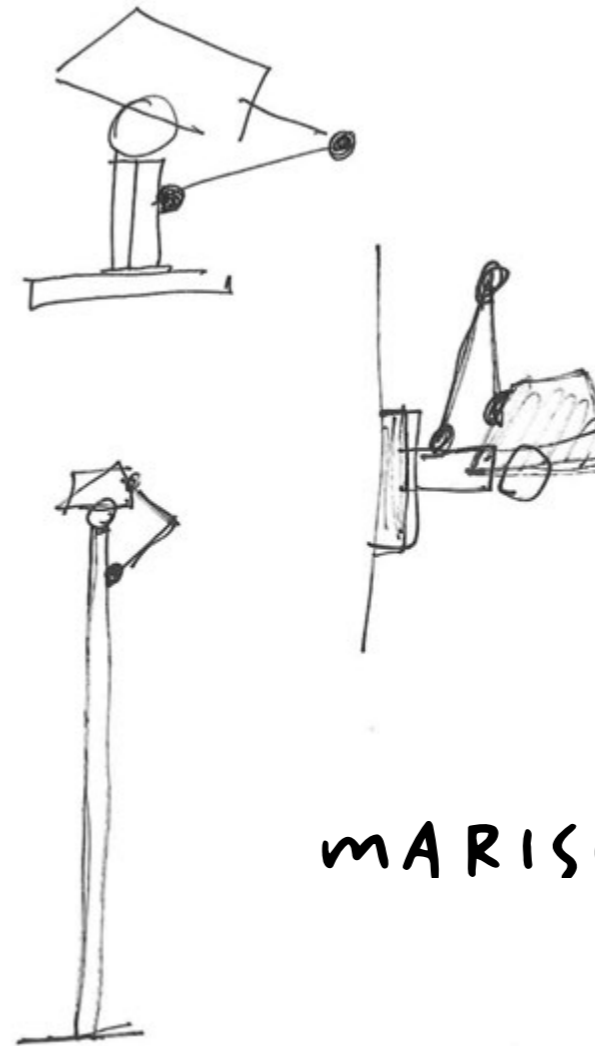
● DOV HNN 11 structure black



*Dove at Vogue offices  
event: Life in Vogue #2*

# MR. LIGHT

Javier Mariscal



*“Its hat can be put on and taken off, its arms can be lifted or lowered. A lamp which in addition to providing a nice light, offers company...”*

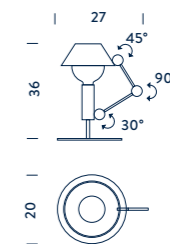
Javier Mariscal

Graphic and playful table lamp made with an articulated arm and body in matt black metal. The two-tone lampshade with matt white interior creates a diffused light and provides the possibility of reducing the intensity of the light in the upper part thanks to the light bulb cover with the hat closure.

Lampada da tavolo, un oggetto di luce grafico e giocoso. Realizzata con braccio snodato e corpo in metallo nero opaco. Il paralume bicolore con interno bianco opaco crea una luce diffusa e fornisce la possibilità di diminuire l'illuminazione nella parte superiore grazie alla copertura della lampadina con la chiusura del “cappello”.

Lampe à poser, objet lumineux graphique et ludique. Constituée d'un bras articulé et un corps en métal noir mat. L'abat-jour (chapeau) bicolore avec intérieur blanc mat crée une lumière diffuse et offre la possibilité de réduire l'éclairage dans la partie supérieure en couvrant la source lumineuse.

Tischleuchte, ein grafisches und verspieltes Lichtobjekt. Realisiert mit beweglichem Arm und einer Struktur aus matt schwarz lackiertem Metall, Lampenschirm innen matt weiß für eine diffuse Lichtstreuung, die mit der Regulierung des Hutes verringert werden kann.



## TABLE FLUO/HALO

E27 Ø12cm bulb | diffused | 42W | 230V  
note orientable reflector, switch on cable

● MRL ENN 11 structure black





# NEMO MEETS THE MASTERS

► [Federico Palazzari](#), NEMO

We believe that, in conceiving architectural objects, we are obliged to look forward and to look back at the same time, between traces of the past and ambitions for the future, to reach the idea of a “good project”, that inspires our work. When speaking of Le Corbusier, Charlotte Perriand, Vico Magistretti and Franco Albini, NEMO is the contemporary interpreter of the projects suggested by them. Those Masters lamps were designed to be absolute projects, often realized exclusively for the architectures for which they were designed. NEMO, the Le Corbusier Foundation, Pernet Perriand, Vico Magistretti's and Franco Albini's Foundations brought together the original suggestion and realized projects that are and will be a reference in the design world. The quality of the product is found in its discreet presence in every environment. Its being does not need aesthetic justifications and it lives simply by doing its job. In the same way, those lamps, created for innovative and strongly modern architectural and interior projects, suggest a timeless quality that makes them simple, iconic and always authentic. NEMO's job, along with

the foundations, consisted in calibrating details, finishes and technical updates, without ever betraying the original essence of the products, in order not to fall in the nostalgic or in the vintage and not to change the spartan and sophisticated nature that makes them unique. For this reason, NEMO, after years of studying and selection, for the first time wishes to share this exclusive collection that we believe to be beautiful, useful and new.

► Chez NEMO, nous pensons que concevoir de l'architecture et des objets exige un regard prospectif et rétrospectif en même temps. On assume ainsi une position médiane entre les vestiges du passé et les ambitions du futur, afin de parvenir à l'idée du «projet excellent» qui est à la base de notre métier. Dans le cas de Le Corbusier et de Charlotte Perriand, NEMO se présente comme l'interprète contemporain des lampes que ces artistes ont créées dans le passé. Celles-ci étaient conçues comme des projets absolus, destinées aux seules architectures pour lesquelles elles avaient été dessinées. Elles correspondaient à des espaces innovants et radicalement modernes, mais leurs qualités intrinsèques restaient évidentes, indépendamment de leur environnement.

Aujourd'hui, elles suggèrent un design intemporel qui les rend simples, iconiques et toujours authentiques. NEMO et ses collaborateurs ont ainsi recueilli du matériel d'archive exclusif dont ils se sont imprégnés durant un long travail d'étude, afin de rééditer, re-présenter ces objets, qui sont et resteront une référence dans le monde du design. Le travail conduit par NEMO, la Fondation Le Corbusier et les Archives Charlotte Perriand a consisté à calibrer les détails, les finitions et les mises à jours de ces produits, sans trahir leur essence, ni tomber dans la nostalgie ou le retro. Sans jamais non plus modifier cette nature tout à la fois spartiate et sophistiquée qui les rend uniques. En le partageant pour la première fois, nous initiions une démarche que nous pensons belle, utile et novatrice.

► Crediamo che progettare architetture ed oggetti sia uno di quei lavori che obbligano a guardare sempre avanti e sempre indietro, contemporaneamente. Si sta sempre nel mezzo tra tracce di passato ed ambizioni di futuro. Il tutto, per arrivare a quell'idea di “ottimo progetto” che è alla base del nostro mestiere. Nel caso di Le Corbusier e Charlotte Perriand, NEMO è innanzitutto l'interpre-

«I mainly design buildings and only sometimes design objects that my family or I may need at a given moment.

The system is comparable to that of Robinson Crusoe which, in my opinion, has its advantages because it obliges to a design really driven by the necessities, designed only to achieve the essential values of an object and not all those marginal superstructures which are certainly not the soul of good design.»

[Vico Magistretti](#)  
Notes for a conference, 60's

te contemporaneo dei progetti che, nel passato, essi hanno suggerito. Le lampade di Le Corbusier e Charlotte Perriand erano pensate come progetti assoluti, da realizzare esclusivamente per le architetture per le quali erano state disegnate. NEMO, la Fondazione Le Corbusier e Pernet Perriand hanno insieme ripreso il suggerimento originario ed hanno realizzato dei progetti che sono e saranno un riferimento nel mondo del design. La qualità di un prodotto la si legge nella sua presenza tranquilla in qualunque ambiente. Il suo essere non necessita di giustificazioni estetiche e si esprime semplicemente svolgendo il proprio lavoro. Allo stesso modo le lampade di Le Corbusier e Charlotte Perriand, nascendo per progetti architettonici e interni innovativi e radicalmente moderni, suggeriscono quella qualità atemporale che le rende semplici, iconiche e sempre autentiche. Il lavoro che Nemo ha svolto con la Fondation Le Corbusier e gli Archives Charlotte Perriand è stato dunque un sottile calibrare di dettagli, finiture e aggiornamenti, senza mai tradire l'essenza originale di questi prodotti, per non cadere nel nostalgico o nel retrò, per non modificare quella natura spartana e sofisticata che li rende unici. Per questo motivo Nemo, dopo il lavoro di

studio e selezione degli ultimi anni, ha voluto raccogliere il materiale esclusivo che ci ha accompagnato in questi anni, e condividerlo, per la prima volta, in un esercizio che crediamo bello, utile e nuovo.

► Wir glauben, das Entwerfen von Architektur und Objekten eine jener Aufgaben ist, die uns zwingt, gleichzeitig nach vorne und zurück zu blicken. Zwischen den Spuren der Vergangenheit und den Ambitionen der Zukunft können Ideen gefunden werden, die „besondere Projekte“ ausmachen und die Grundlage unseres Metiers sind. Bei Le Corbusier und Charlotte Perriand ist NEMO in erster Linie der zeitgenössische Interpret von Projekten, die sie in der Vergangenheit entworfen haben. Le Corbusier und Charlotte Perriand entwarfen die Leuchten exklusiv für ihre architektonischen Meisterwerke. Zusammen mit der Le Corbusier Foundation und Pernet Perriand hat NEMO die ursprünglichen Entwürfe wieder aufgenommen und realisiert, die in der Welt des Designs ein Begriff sind. Die Qualität eines Produktes erkennt man daran, dass es sich in jede Umgebung einfügen lässt. Hochwertige Produkte drücken sich allein durch ihre Einfachheit und Funktionalität aus, indem sie die Auf-

gaben erfüllen für die sie entworfen wurden. Die Leuchten von Le Corbusier und Charlotte Perriand, deren Projekte charakteristisch innovativ und radikal-modern waren, besitzen eine Zeitlosigkeit, die sie einfach, ikonisch und immer authentisch machen. Die Zusammenarbeit zwischen NEMO, der Fondation Le Corbusier und dem Archiv Charlotte Perriand bestand also darin, subtile Kalibrierungen von Details, Veredelungen und Aktualisierungen durchzuführen, ohne jemals das ursprüngliche Wesen der Produkte zu verändern. Sie behalten somit die spartanischen und raffinierten Eigenschaften, die sie einzigartig machen. Nach langjähriger Auswertung historischer Dokumente ist NEMO stolz darauf, Le Corbusiers und Charlotte Perriands Produkte in einer exklusiven Kollektion führen zu können.

*Claritas,  
design Vico Magistretti,  
Mario Tedeschi 1946*



► [Fondation Le Corbusier](#)

«Even before having achieved his architectural creations, Le Corbusier designs some lighting fixtures for the interiors of his first clients' apartments.

Thereafter, he continuously designs lighting fixtures to accompany all his buildings, from the modest Cabanon de Roquebrune-Cap-Martin to the buildings of the Capitole de Chandigarh. He will use bulbs with « thin and opal » glass for his apartment at rue Nungesser et Coli. For the most part, he will inspire to the existing systems or objects that he adapts, transforms, paints. All will keep a simple shape, composed by available materials, that will adapt perfectly to the linear elements of his architecture without « contaminating » it, without decorating it.

Through a common reflection and a meticulous implementation, Nemo and the Le Corbusier Foundation wish to transmit these qualities, re-editing a selection of lamps designed by Le Corbusier for his Paris apartment-atelier, the maison La Roche, the Marseille Cité radieuse, the Chandigarh Capitole. »

► Avant même d'avoir réalisé ses créations architecturales, Le Corbusier conçoit des luminaires pour les aménagements intérieurs des appartements de ses premiers clients. Il ne cessera par la suite de dessiner des appareils d'éclairage pour accompagner toutes ses constructions, de l'humble Cabanon de Roquebrune-Cap-Martin, aux bâtiments du Capitole de Chandigarh. Il utilisera des bulbes de verre « mince et laiteux » pour son propre appartement de la rue Nungesser et Coli. Il s'inspirera le plus souvent de systèmes ou d'objets existants qu'il adapte, détourne, met en couleur. Tous conserveront une forme simple, composée de matériaux pauvres, qui viendra parfaitement s'adapter aux éléments épurés de son architecture sans la parasiter, la décorer.

Ce sont ces qualités que, par une démarche de réflexion menée en commun et par une mise en œuvre soignée, NEMO et la Fondation Le Corbusier souhaitent transmettre en rééditant une sélection d'appareils d'éclairage conçus par Le Corbusier pour son appartement-atelier à Paris, la maison La Roche, la Cité radieuse de Marseille, le Capitole de Chandigarh.



*Applique de Marseille, at studio-apartment  
Le Corbusier, rue Nungesser et Coli, Paris  
© F.L.C. / ADAGP*

► Anche prima di avere realizzato le sue architetture, Le Corbusier progetta delle luci per gli interi degli appartamenti dei suoi primi clienti.

Da allora in poi, non smetterà di disegnare degli apparecchi di illuminazione per accompagnare tutte le sue costruzioni, dall'umile Cabanon de Roquebrune-Cap-Martin alle costruzioni del Capitole de Chandigarh. Egli userà delle lampadine di vetro « sottile ed opale » per il suo appartamento di rue Nungesser et Coli. Per la maggior parte, egli sarà ispirato da sistemi e oggetti esistenti che poi adatta, trasforma, dipinge. Tutti manterranno una forma semplice, composta da materiali poveri, che si adatterà perfettamente agli elementi puliti della sua architettura senza 'contaminarla', senza decorarla.

Sono queste qualità che, attraverso un metodo di riflessione condotto in comune ed attraverso una messa in opera scrupolosa, NEMO e la Fondation Le Corbusier desiderano trasmettere, rieditando una selezione di lampade disegnate da Le Corbusier per il suo appartamento-studio di Parigi, la maison La Roche, la Cité radieuse di Marsiglia, il Capitole di Chandigarh.


► Le Corbusier entwirft bereits vor der Realisierung seiner Gebäude Leuchten für die gesamten Wohnungen seiner ersten Kunden. Von da an wird er nicht aufhören, Leuchten für all seine Gebäude zu entwerfen, vom bescheidenen Cabanon de Roquebrune-Cap-Martin bis zum Capitole de Chandigarh. Für seine Wohnung in der rue Nungesser wird Le

Corbusier "dünne und opale" Glühbirnen verwenden. Zum größten Teil wird er sich von bestehenden Systemen und Objekten inspirieren lassen, die er dann anpasst, transformiert und bemalt. Seine Kreationen werden eine einfache Form behalten und aus „armen“ Materialien zusammengesetzt sein, die sich perfekt an die sauberen Elementen des Umfeldes anpassen werden, ohne sie zu „kontaminieren“, ohne sie zu dekorieren. Es sind diese Eigenschaften, die NEMO und die Fondation Le Corbusier durch gemeinsamer Reflektion und durch sorgfältiger Umsetzung vermitteln wollen, indem sie eine Auswahl an Leuchten überarbeiten, die Le Corbusier für sein Wohnungsstudio in Paris, für die Maison La Roche, für die Cité radieuse in Marseille und für das Capitole de Chandigarh entworfen hat.

*Le Corbusier with Applique de Marseille,  
at studio-apartment Le Corbusier  
© F.L.C. / ADAGP*

**«In his Decorative Art, in 1924, Le Corbusier writes about “machines for sitting, for classifying, for lighting”. [...] As for furniture, the encounter with Charlotte Perriand contributes to the definition of objects that embody what the Master already begun with his theories. The NEMO's new editions tell a story of lighting, without which modernity would never become part of our daily language. Lightings that bring to environments an idea of light that reflects the “new spirit”».**

[Domitilla Dardi / design historian](#)



► Pernette Perriand-Barsac, Jacques Barsac, Archives Charlotte Perriand

► Editing Charlotte Perriand lightings with NEMO means let past creations live again in the modern world, to make them accessible to a large number of people. It means to demonstrate that “correct” works, created 50 or 70 years ago, still respond to modern needs. Most of the avant-garde people, like Charlotte Perriand, always wanted to reach the masses but at the time they did not succeed. Thanks to NEMO, what was impossible in the past, today it is realized. It is always a great satisfaction for us producing a project coming from the archives, museums or collections and make it available to the public.

► Editer les luminaires de Charlotte Perriand chez NEMO, c'est faire vivre

des créations d'hier dans le monde d'aujourd'hui et les rendre accessible au plus grand nombre. C'est montrer que des œuvres « exactes », créées voilà 50 ou 70 ans, répondent aux besoins contemporains. La plupart des avant-gardistes comme Charlotte Perriand, ont toujours voulu atteindre « le plus grand nombre », c'est-à-dire tous les publics, sans pouvoir le réaliser à l'époque. Ce qui n'a pas pu se faire dans le passé se réalise maintenant grâce à une firme comme NEMO. C'est toujours un grand plaisir pour nous de faire sortir des œuvres des archives, d'un musée ou d'une collection, et de les mettre à la disposition du public, de tous les publics.

► Editare le luci di Charlotte Perriand con NEMO significa far rivivere delle creazioni di ieri nel mondo di oggi e renderle accessibili ad un gran numero

di persone. Significa dimostrare che delle opere “corrette”, create 50 o 70 anni fa, rispondono ancora alle necessità contemporanee.

La maggior parte degli avanguardisti, come Charlotte Perriand, hanno sempre voluto essere alla portata di tutti, senza però riuscirci all'epoca. Quello che non si è potuto fare nel passato, si realizza ora grazie ad un'azienda come NEMO. È sempre un grande piacere per noi far uscire delle opere dagli archivi, da un museo o da una collezione e di metterle così a disposizione del pubblico, di tutti.

► Die Bearbeitung von Charlotte Perriands Leuchten mit NEMO belebt die Kreationen von gestern in der heutigen Welt wieder und macht für alle zugänglich. Die Zusammenarbeit beweist, dass „korrekte Projekte“, die vor 50 oder 70 Jahren geschaffen wurden, immer noch die heutigen



**«Les luminaires de Charlotte Perriand [...] ne sont pas des luminaires de « désigner », mais bien des luminaires d'architecte, qui jouent avec les volumes et les proportions, comme un élément architectural d'un ensemble, pour faire “chanter” l'espace.»**

Pernette Perriand-Barsac, Jacques Barsac, Archives Charlotte Perriand


Bedürfnisse erfüllen. Die meisten Avantgardisten wie Charlotte Perriand, wollten für alle erreichbar sein, scheiterten aber zu ihrer Zeit. Was damals nicht gelungen war, ist heute Dank eines Unternehmens wie NEMO möglich. Es ist immer ein großes Vergnügen, Werke aus den Archiven, Museen und Sammlungen zu nehmen und sie für die Öffentlichkeit verfügbar zu machen; für alle.

*Charlotte Perriand  
construction of the  
Méribel chalet, 1961  
© AChP / ADAGP*

*Interior of Arc 1800 La Nova  
© AChP / ADAGP*

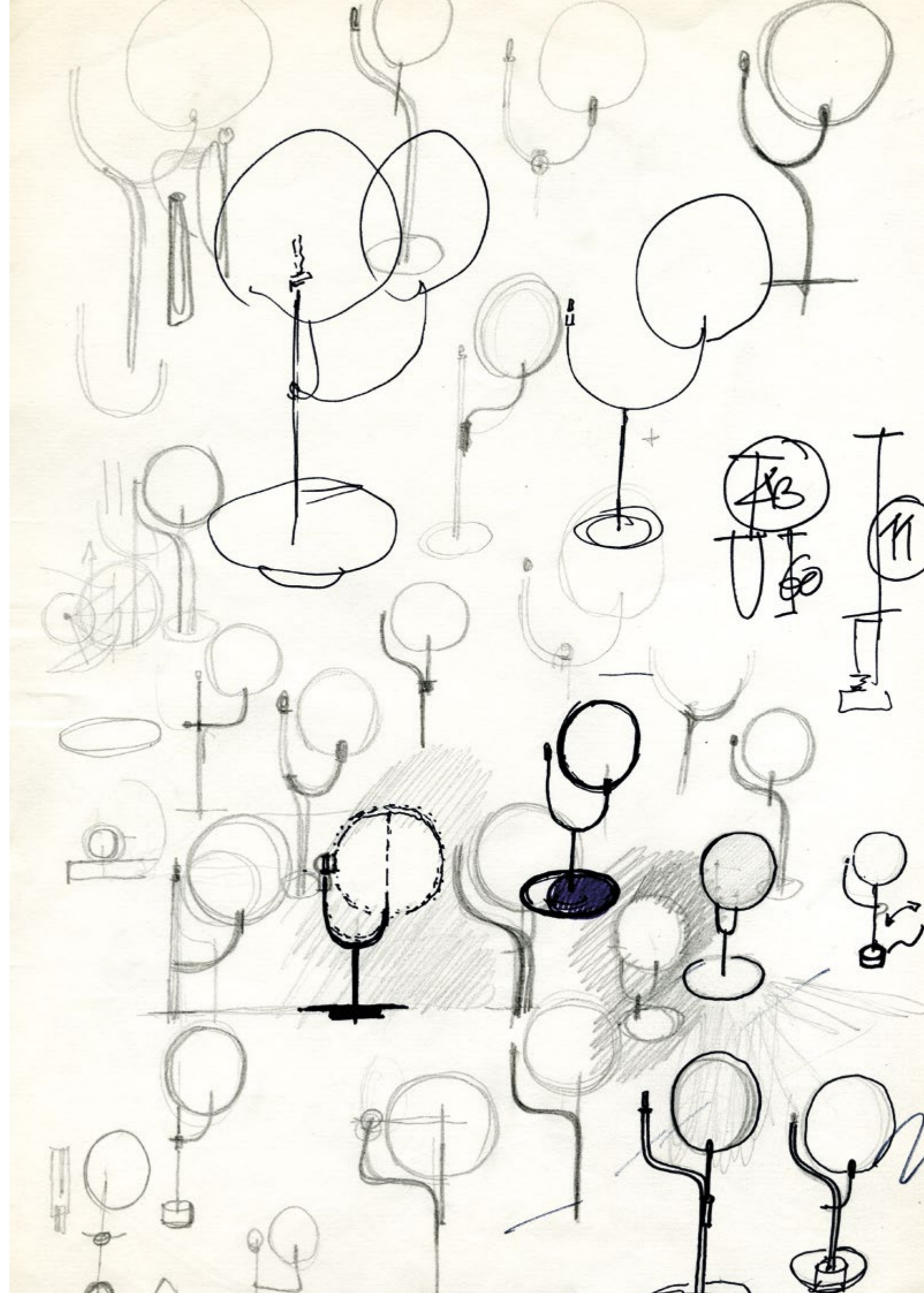
# KUTA

Vico Magistretti 1979



*“The most important thing for me is conceptual simplicity, which is usually translated into constructive clarity. A conceptually simple object could be made just using the telephone”.*

Vico Magistretti







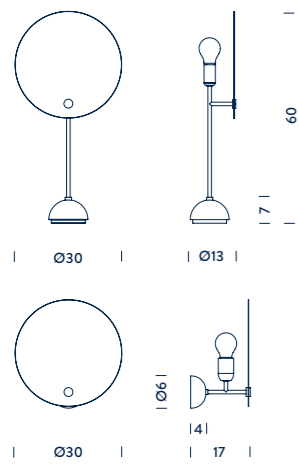
Kuta wall

Table lamp with a circular reflector in aluminum, which shields the lighting distribution, giving the effect of a solar eclipse. The circular screen is painted in white and black, the stem and the metal small parts and hemispherical support are chromed. Table version with base in white marble.

Lampada da tavolo e da parete costituita da un riflettore circolare in alluminio che scherma l'emissione luminosa, creando l'effetto di un'eclissi solare. Lo schermo circolare è verniciato bianco e nero, lo stelo e le minuterie metalliche sono cromati, così come il supporto emisferico a parete. Versione tavolo con base in marmo bianco.

Lampe de table composée d'un réflecteur circulaire en aluminium placé devant le flux lumineux, créant l'effet d'une éclipse solaire. L'écran circulaire est peint en blanc et noir, la tige et les parties métalliques sont chromées ainsi que le support semi-sphérique de l'applique. Dans la version de table, la base est en marbre blanc.

Tisch- und Wandleuchte mit einem kreisförmigen Reflektor aus Aluminium, der den Lichtausfall abschirmt und damit einen Effekt einer Sonnenfinsternis kreiert. Der kreisförmige Schirm ist weiß und schwarz lackiert, der Schaft, die Metallkleinteile sind verchromt wie auch halbkugelförmige Wandanbringung. Tischleuchte mit Fuß aus weißem Marmor.



LED/HALO/FLUO

E27 A60 | indirect | 100W | dimmable, according to bulb | 230V

*note* switch on cable (table), cable length 1,5m

Wall

○ ● KUT EWN 31 *structure chrome / diffuser white/black*

Table

○ ● KUT EWN 11 *structure chrome / diffuser white/black*



*Kuta table*

# CLARITAS

*Vico Magistretti, Mario Tedeschi 1946*

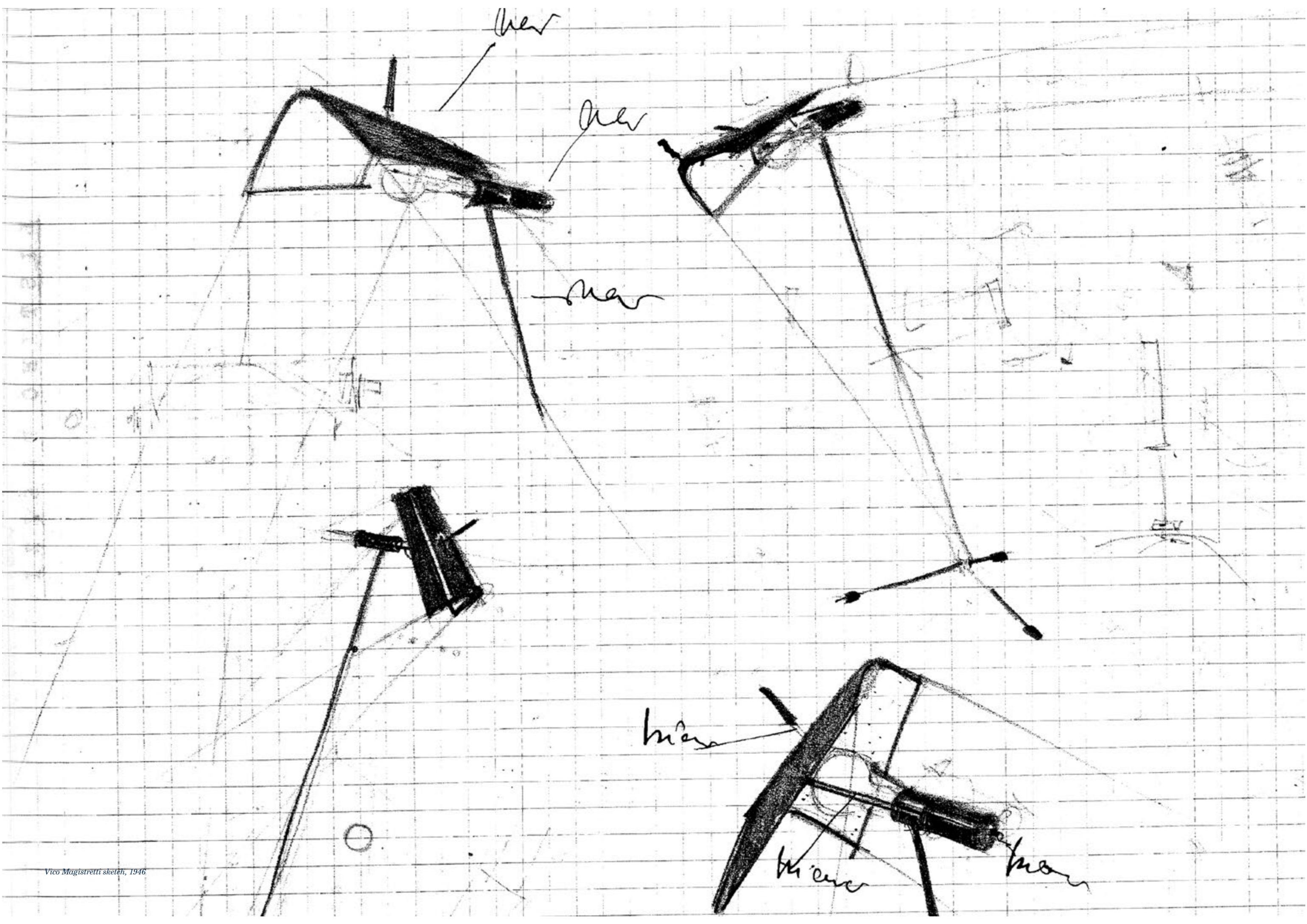
Claritas is the first lamp designed by Vico Magistretti, produced with Mario Tedeschi in 1946. The lamp is made of bent metal tubes, painted in black. Parts of the structure are in chromed metal. Aluminum diffuser painted in black, white in the inner part.

Claritas è la prima lampada progettata da Vico Magistretti, realizzata insieme a Mario Tedeschi nel 1946. È costituita da tubi di metallo curvato verniciato nero, parti della struttura in metallo cromato. Diffusore in alluminio verniciato nero e internamente verniciato bianco.

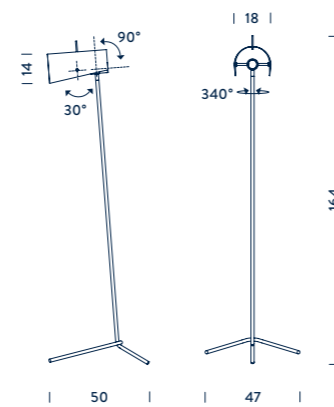
Première lampe conçue par Vico Magistretti et réalisée en collaboration avec Mario Tedeschi en 1946. La lampe se compose de tubes métalliques incurvés, peints en noir, parties de la structure en métal chromé. Diffuseur en aluminium peint noir à l'extérieur, blanc à l'intérieur.

Claritas ist die erste Leuchte, die von Vico Magistretti zusammen mit Mario Tedeschi im Jahr 1946 entworfen wurde. Sie besteht aus gebogenen schwarz lackierten Metallrohren und verchromten Metallteilen. Diffusor aus Aluminium, außen schwarz und innen weiß lackiert.





Vico Magistretti sketch, 1946



FLOOR LED/HALO



E27 A60 | indirect, orientable | 150W |  
dimnable, according to bulb | 230V  
*note* dimmer on cable, cable length 3,3m

● CLA ENN 21 *structure* black





Le Corbusier<sup>®</sup>

# ESCARGOT

Le Corbusier 1951/52

ATELIER LE CORBUSIER  
le 29-1-52.  
dessiné par Xénakis

NOTA 1) SUIVRE RIGOREUSEMENT  
LE PROFIL.  
2) Ce plan annule le même  
plan en date de 3-11-51

Sculptural floor lamp inspired by nature, designed for the public spaces of the Unité d'Habitation of Marseille, available in limited edition. Body in aged cast brass. Inner reflector is a curved surface in anodized aluminum, reflecting the light hidden in the body, for a widespread indirect output. Dimmable.

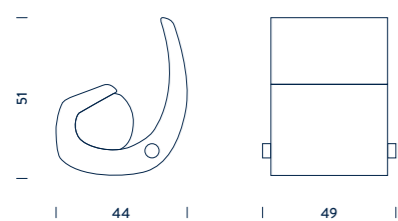
Ispirata alla natura, questa lampada scultorea da terra è stata disegnata per gli spazi pubblici dell'Unità d'Abitazione di Marsiglia. Disponibile in edizione limitata, è realizzata in fusione d'ottone invecchiato. Il riflettore interno è costituito da una superficie curva in alluminio anodizzato, che riflette la luce nascosta nella struttura per un effetto di luce diffusa indiretta. Dimmerabile.

Inspiré de la nature, lampadaire sculpture dessiné pour les espaces publics de l'Unité d'Habitation de Marseille. Disponible en édition limitée, corps en laiton coulé vieilli. Réflecteur interne formé par une surface courbe en aluminium anodisé, qui reflète la lumière cachée dans le corps pour un effet de lumière diffuse indirecte. Dimmable.

Diese von der Natur inspirierte skulpturale Bodenleuchte wurde für die öffentlichen Räume der Unité d'Habitation in Marseille entworfen. Limitierte Edition, Messingfusion mit antiker Prägung. Gebogener Innenreflektor aus anodisiertem Aluminium, der das in der Struktur versteckte Licht reflektiert und eine diffuse indirekte Lichtausstrahlung erzeugt. Dimmbar.

31868

FONDATION LE CORBUSIER



FLOOR LED/HALO/FLUO

E 40, A90 | indirect | 300W | dimmable,  
according to bulb | 230V

*note* black textile cable length 3,5m, switch on cable

● ESC EGG 11 *structure* brass

*Escargot*  
Vogue offices, Milan,  
event: Life in Vogue#2



# LA ROCHE

Le Corbusier 1925

*“Space and light and order.  
Those are the things that men  
need just as much as they need  
bread or a place to sleep”.*

*Le Corbusier®*



Villa La Roche, Paris - Le Corbusier, 1925  
© ph. Olivier Martin-Gambier - FLC/ADAGP

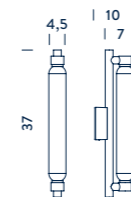
Born from an existing system to illuminate large windows, the first wall lamp conceived by Le Corbusier for his purist architectures: Villa La Roche and Pavillon de l'Esprit Nouveau. Matt grey metal, LED lighting source with a glass diffuser shaped on the original incandescent bulb. Nemo produced it, bringing it back to its original proportions, lightness and function, dimmable TRIAC.

Nata da un sistema esistente per illuminare le grandi vetrate, la prima lampada da parete concepita da Le Corbusier per le sue architetture puriste: Villa La Roche e Pavillon de l'Esprit Nouveau. Metallo grigio opaco, sorgente luminosa a LED con diffusore in vetro sagomato sulla forma dell'originale lampadina ad incandescenza. Nemo ha riportato il progetto alle proporzioni originali, alla leggerezza e alla sua funzionalità. Dimmerabile TRIAC.

Née d'un système existant pour éclairer les grands miroirs, la première applique conçue par Le Corbusier pour ses architectures puristes : Villa La Roche et le Pavillon de l'Esprit Nouveau. Métal gris mat, source lumineuse à LED avec diffuseur en verre moulé sur la forme de l'ampoule originale à incandescence. Nemo a réhabilité le projet dans ses proportions originales, sa légèreté et sa fonctionnalité. Dimmable TRIAC.

Die erste von Le Corbusier für seine puristische Architektur entworfene Wandleuchte entstand aus einem bereits bestehenden System zur Beleuchtung von großen Fenstern: Villa La Roche und Pavillon de l'Esprit Nouveau. Mattgraues Metall, Glasdiffusor in der ursprünglichen Form der Glühlampe mit integriertem LED-Licht. NEMO brachte das Projekt auf seine ursprünglichen Proportionen, seine Leichtigkeit und seine Funktionalität zurück. TRIAC-dimmbar.





---

**WALL LED**

LED board | diffused | 15W | CCT 2700K |  
1390lm (luminous output) | typ cri 85 |  
dimnable, TRIAC | 230V  
*note* available also in 120V

● ROC LDW 31 *structure* matt grey

---

# BORNE BÉTON

*Le Corbusier 1952*



*“Contour and profile are a pure creation of the mind; they call for the plastic artist”.*

Le Corbusier<sup>®</sup>

Concrete outdoor floor lamp and outdoor and indoor table lamp, conceived for the Unité d'habitation de Marseille and for Bhakra Dam, Sukhna Dam in India in 1952. Each lamp is a handcrafted product: small aesthetic and finishing differences between one lamp and the other make them unique.

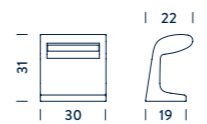
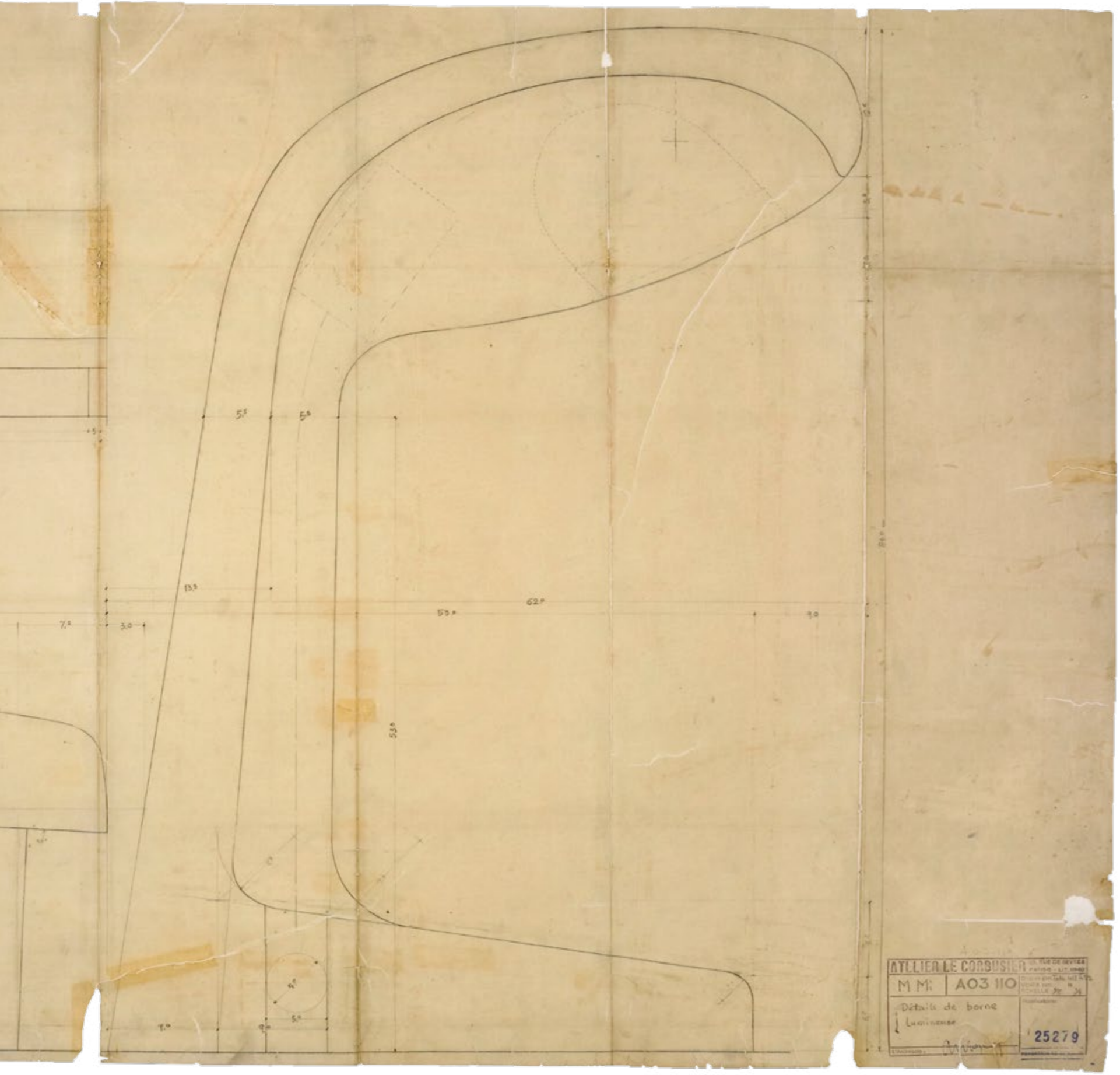
Lampada da terra per esterni e lampada da tavolo per interni ed esterni in cemento, realizzate per il progetto Unité d'Habitation de Marseille e per Bhakra Dam, Sukhna Dam in India nel 1952. Ogni lampada è unica e prodotta in maniera artigianale: piccole differenze estetiche e di finitura tra un prodotto e l'altro sono indice di unicità.

Lampe au sol pour extérieur et de table pour intérieur et extérieur en ciment, réalisées pour le Projet Unité d'Habitation de Marseille et pour Bhakra Dam, Sukhna Dam en Inde en 1952. Chaque lampe est unique et produite de manière artisanale: les petites différences esthétiques et de finition rendent chaque lampe unique.

Stehleuchte Version Outdoor und Tischleuchte in den Versionen In- und Outdoor aus Zement, 1952 entworfen für das Projekt Unité d'Habitation de Marseille/Bhakra Dam, Sukhna in Indien. Jede Leuchte wird handwerklich gefertigt und ist daher ein Unikat. Kleine ästhetische und farbliche Unterschiede unterstreichen die Einzigartigkeit jeder Leuchte.



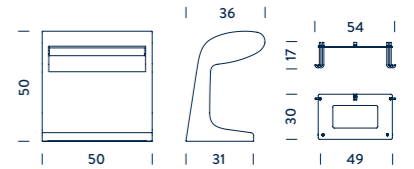
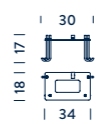
*Borne Béton Grande outdoor*



**PETITE LED OUTDOOR IP44**

LED board | direct | 19,2W | 960lm (luminous output) | typ cri 80 | CCT 3000K | 110/230V  
note cable length 3m, body and cable IP 65 rated

● BBP LDW 23 structure concrete



**PETITE LED INDOOR**

LED board | direct | 19,2W | 960lm (luminous output) | typ cri 80 | CCT 3000K | dimmable | 110/230V  
note cable length 2,7m, dimmer on cable

● BBP LDW 21 structure concrete

**GRANDE LED OUTDOOR IP44**

LED board | direct | 38,4W | 1920lm (luminous output) | typ cri 80 | CCT 3000K | 110/230V  
note cable length 3m, body and cable IP 65 rated

● BBG LDW 23 structure concrete

**OUTDOOR ACCESSORIES**

Vandal proof fixing plate

Petite BBP FIX 21  
Grande BBG FIX 21

# PARLIAMENT

Le Corbusier 1963



*“Our eyes are made to see forms in light; light and shade reveal these forms; cubes, cones, spheres, cylinders or pyramids are the great primary forms which light reveals to advantage; the image of these is distinct and tangible within us without ambiguity. It is for this reason that these are beautiful forms, the most beautiful forms”.*

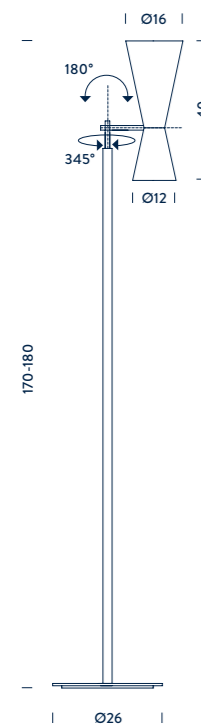
Le Corbusier®

Le Corbusier designed the Parliament lamp for the Chandigarh Parliament in India. Floor lamp, double adjustable emission, in painted aluminum with diffusers in matt black and yellow, white and grey or matt black and red. Whitewash internal diffusers. Stem matt grey.

Parliament è stata progettata da Le Corbusier per il Chandigarh Parliament in India. E' una lampada da terra orientabile a doppia emissione, in alluminio verniciato con diffusori nero opaco e giallo, nero opaco e rosso o bianco e grigio. Diffusori interni bianco calce. Asta in grigio opaco.

Parliament a été conçu par Le Corbusier pour La Haute Cour de Chandigarh, Inde. Lampadaire orientable à double émission, en aluminium laqué avec diffuseurs noir mat et jaune, noir mat et rouge ou blanc et gris. L'intérieur des diffuseurs en blanc chaud. Tige gris mat.

Die Parliament wurde von Le Corbusier für das Chandigarh Parliament in Indien entworfen. Stehleuchte orientierbar und mit doppeltem Lichtaustritt, aus lackiertem Aluminium mit Diffusoren in matt schwarz und gelb, matt schwarz und grau und in der neuen Version matt schwarz und rot. Diffusoren innen kalbweiß, Schaft in matt grau.



FLOOR LED/HALO



E27, A60 | double, direct+indirect | 2x52W |  
 dimmable, according to bulb | 230V  
 note cable length 2,7m, dimmer on cable

- PAR EDW 21 reflectors whitewash/grey
- PAR ENG 21 reflectors black/yellow
- PAR ENR 21 reflectors black/red



Parliament black / yellow





*Parliament grey / whitewash*  
*ph. Beppe Brancato*

# PROJECTEUR

*Le Corbusier 1954*

The Projecteur of Le Corbusier was designed for the Chandigarh High Court, India, in 1954. Aluminum body painted in night blue, white sand or moka. Diffuser glass curved and sandblasted in the inner part. The Projecteur 365 has a painted body, base and canopies. Screws and small metal parts are black chromed. Available in the floor, wall/ceiling and pendant versions. The wall/ceiling and pendant lamps are available also in the outdoor version (IP54). The Projecteur 165 Mini is available in the clamp, wall and pendant versions. Clamp and canopies are painted in matt black with screws and small black chrome metal parts. Diffused and adjustable light output. E27 socket allows the use of fluorescent and LED sources.

Il Projecteur di Le Corbusier è stato disegnato per illuminare l'Alta Corte di Chandigarh, India, nel 1954. Il corpo della lampada è in alluminio verniciato blu notte, bianco sabbato o moka. Il vetro diffusore è bombato e sabbato internamente. Projecteur 365: base e rosoni verniciati come il corpo, galletti di chiusura cromati neri come il resto della minuteria. Disponibile nelle versioni terra, parete/soffitto e sospensione. Le versioni parete/soffitto e sospensione sono anche disponibili per esterno (IP65). Projecteur 165 MINI: disponibile nelle versioni a pinza, a parete e a sospensione. Pinza e rosone verniciati nero opaco, galletti di chiusura cromati neri come il resto della minuteria. La lampada emette una luce diffusa e orientabile. L'attacco E27 permette l'utilizzo di sorgenti fluorescenti e LED.

Le Projecteur a été conçu par Le Corbusier pour éclairer la Haute Cour de Chandigarh, Inde, en 1954. Corps en aluminium verni midnight blue, blanc sablé ou moka. Le diffuseur bombé en verre, sablé à l'intérieur. Projecteur 365 La base et la patère sont vernies comme le corps. Les écrous de verrouillage sont chromés noir comme le reste de la visserie. Disponible en version lampe au sol, applique ou suspension. Disponibles pour l'extérieur les version applique et suspension (IP54). Projecteur 165 MINI Disponible avec pince, applique ou suspension. La pince et la patère sont peintes en noir mat, les écrous papillon de verrouillage sont chromés noir comme le reste de la visserie. Lampe pour lumière diffuse et orientable. Le culot E27 permet l'utilisation de lampes fluorescentes ou LED.

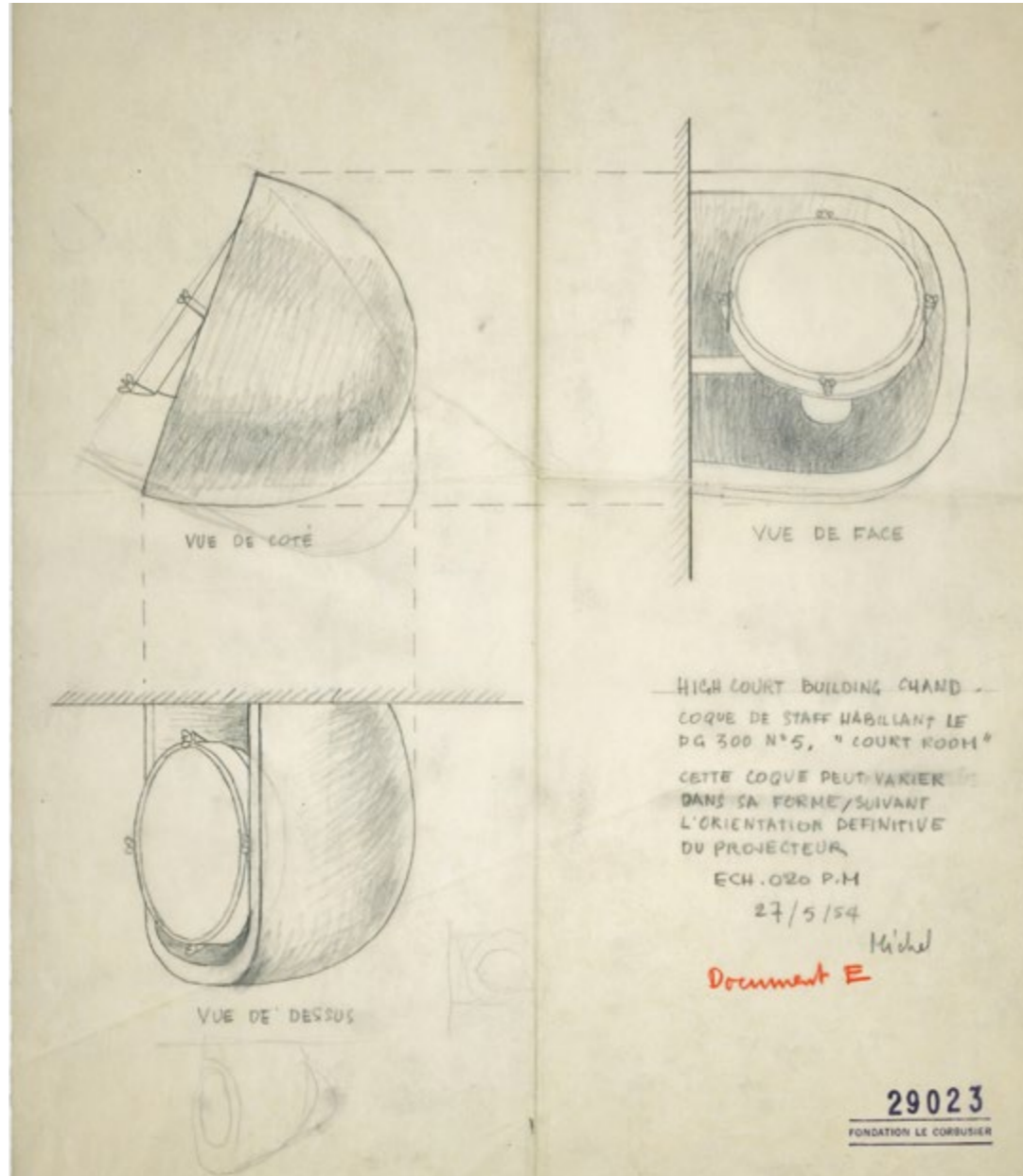
Der Strahler von Le Corbusier wurde 1954 für die Beleuchtung des Gerichtshofes in Chandigarh, Indien, entworfen. Der Leuchtenkörper ist aus Aluminium, nachtblau, sand- oder mokafarben lackiert. Das gewölbte Diffusorglas ist innen sandgestrahlt. Projecteur 365: Der Baldachin und die Klemme sind matt schwarz lackiert, die Flügelmuttern und Kleinteile sind matt schwarz verchromt. Erhältlich in den Ausführungen Steh-, Wand/Decken- und Pendelleuchte. Die Versionen Wand/Decken und Pendelleuchte sind auch in der Outdoorversion (IP65) lieferbar. Projecteur 165 MINI: Erhältlich mit Klemme, als Wand- und Pendelleuchte. Klemme und Baldachin matt schwarz lackiert, die Flügelmuttern und Kleinteile sind matt schwarz verchromt. Die Leuchte erzeugt ein diffuses und verstellbares Licht. Die E27-Fassung erlaubt den Einsatz von Leuchtstoff- und LED-Leuchtmitteln.



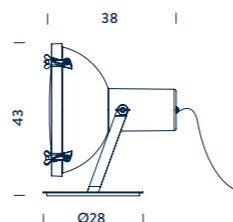
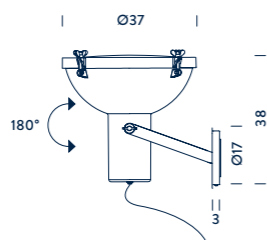
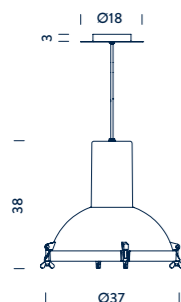
*Projecteur 365 floor moka*



*Projecteur 365 wall/ceiling night blue*



Projecteur 365 pendant IP54, moka



**PENDANT  
LED/HALO/FLUO**



E27 | direct, spot | 150W | dimmable,  
according to bulb | 230V | IP 30  
*note* cable length 3m, EAC only version IP 30

- PRJ EDW 51 *structure* night blue
- PRJ EWS 51 *structure* white sand
- PRJ EMS 51 *structure* moka

**PENDANT IP 54 OUTDOOR  
LED/HALO/FLUO**

E27 | direct, spot | 60W | dimmable,  
according to bulb | 230V | IP 54  
*note* cable length 3m

- PRJ EDW 52 *structure* night blue
- PRJ EWS 52 *structure* white sand
- PRJ EMS 52 *structure* moka

**WALL/CEILING  
LED/HALO/FLUO**



E27 | direct, spot | 150W | dimmable,  
according to bulb | 230V | IP 30  
*note* orientable, EAC only for version IP 30

- PRJ EDW 3A *structure* night blue
- PRJ EWS 3A *structure* white sand
- PRJ EMS 3A *structure* moka

**WALL/CEILING IP 54 OUTDOOR  
LED/HALO/FLUO**

E27 | direct, spot | 60W | dimmable,  
according to bulb | 230V | IP 54  
*note* orientable

- PRJ EDW 32 *structure* night blue
- PRJ EWS 32 *structure* white sand
- PRJ EMS 32 *structure* moka

**FLOOR  
LED/HALO/FLUO**



E27 | direct, spot | 150W | switch on cable | 230V |  
IP 30  
*note* orientable

- PRJ EDW 2A *structure* night blue
- PRJ EWS 2A *structure* white sand
- PRJ EMS 2A *structure* moka



*Projecteur 365 pendant  
white sand*

*Projecteur 365 pendant night blue  
at Fjord Helsinki - Project Studio Joanna Laajisto*



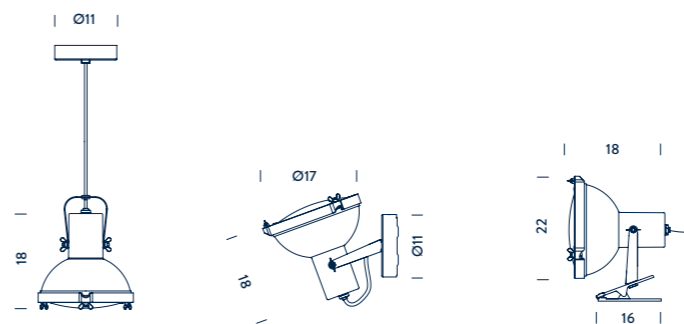
*Projecteur 165 pincer clip  
white sand*



*Projecteur 165 pincer clip night blue  
at studio-apartment Le Corbusier  
rue Nungesser et Coli, Paris  
© FLC-ADAGP, ph. Antoine Mercusot*



Projecteur 165 wall night blue



Projecteur 165 pendant  
white sand, moka, night blue

FLUO/LED



E27 | direct, spot | 23W | 230V | dimmable,  
according to bulb  
note orientable, cable length 2,1m, max bulb H11cm  
(pendant, pincer clip) max clip opening 3cm,  
switch on cable (pincer clip)

Pendant

- PRP FDW 51 structure night blue
- PRP FWS 51 structure white sand
- PRP FMW 51 structure moka

Pincer clip

- PRP FDW 11 structure night blue
- PRP FWS 11 structure white sand
- PRP FMW 11 structure moka

Wall/ceiling

- PRP FDW 31 structure night blue
- PRP FWS 31 structure white sand
- PRP FMW 31 structure moka

Lampe de Marseille

Le Corbusier

Pablo Picasso



# LAMPE DE MARSEILLE

*Le Corbusier 1949/52*

*“In his Decorative Art, Le Corbusier writes about «machines for sitting, for classifying, for lighting», in 1924. (...) He starts his battle for the affirmation of a functional and linear design, practical and versatile, with durable materials and formal choices, that goes far beyond the moods of decorative fashions.”*

*Domitilla Dardi, design historian*



Designed by Le Corbusier for the Unité d'Habitation of Marseille in 1949/1952, it is an adjustable wall lamp with two joints on the arm and a rotating wall fixing. Also available in the Mini version with reduced dimensions. Spun aluminum diffuser. Available with matt grey, whitewash or black body, with white internal diffusers. Direct and indirect lighting output. Double switch on the cable, for a functional and adjustable light output.

Progettata da Le Corbusier per l'appartamento di Marsiglia nel 1949/52, è una lampada da parete con due snodi sul braccio e attacco a parete che permette la rotazione. Disponibile anche nella versione MINI dalle dimensioni ridotte. E' realizzata in alluminio con diffusore tornito in lastra. Disponibile in tre finiture, con la struttura verniciata grigio opaco, bianco calce o nero e con l'interno dei diffusori sempre bianco. Emissione diretta ed indiretta. L'interruttore è sul cavo di alimentazione fornito di spina, con doppia accensione per una luce funzionale ed orientabile.

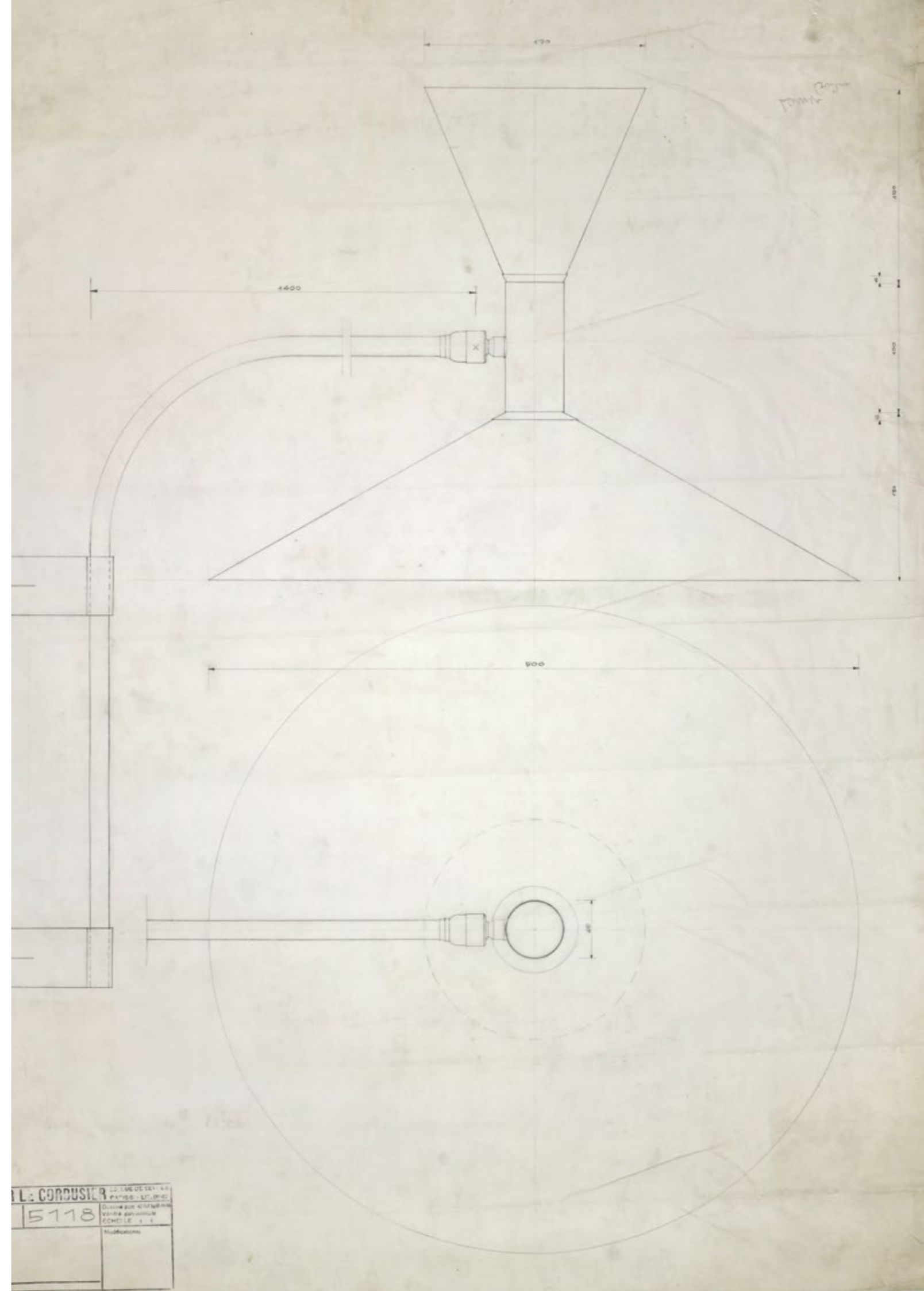
Conçue par Le Corbusier pour l'Unité d'Habitation de Marseille en 1949/1952, c'est une applique avec deux articulations sur le bras et fixation au mur permettant la rotation. Également disponible dans la version MINI aux dimensions réduites. Réalisée en aluminium avec diffuseur en alu tourné. Disponible en trois finitions: corps gris mat, blanc chaux ou noir et intérieur du diffuseur en blanc. Émission directe et indirecte. Interrupteur sur le câble avec fiche et double allumage pour un éclairage fonctionnel et orientable.

Diese von Le Corbusier für l'Unité d'Habitation in Marseille 1949/52 entworfene Wandleuchte kann mithilfe von zwei Gelenken am Arm und eine bewegliche Wandbefestigung verstellt werden. Auch in der kleineren MINI-Version erhältlich. Struktur aus Aluminium, formgedrehter Diffusor. Erhältlich in den Ausführungen matt grau, kalkweiß oder schwarz. Diffusoren innen weiß. Direkter und indirekter Lichtaustritt. Netzkabel mit Stecker und Doppelschalter für ein funktionelles und verstellbares Licht.

*Lampe de Marseille whitewash  
and Mini Lampe de Marseille black*



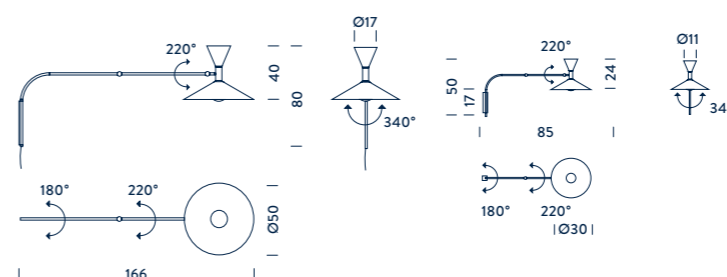
Lampe de Marseille at Manna Restaurant, Noto Italy  
Arch. Gordon Guillaumier, ph. Wede studio



L. COROUSIER	
5118	Disegno per il fabbricante vanno per nome ECONTELE 1/1
	Modificazione



Lampe de Marseille Mini grey  
at Nobis Hotel Copenhagen  
Arch. Geri Wingårdh Ph. Soren Christensen



WALL  
LED/HALO/FLUO



E27 Ø11cm (down)+A60 (up) | double emission,  
direct+indirect | 2x70W | double switch, on cable |  
230V  
note installation with cable+plug only, cable length  
1,5+1,3m

- ○ LDM EDD 31 structure matt grey
- ○ LDM EWW 31 structure whitewash
- ○ LDM ENN 31 structure matt black

MINI WALL  
LED/HALO/FLUO



E14 P45 | double emission, direct+indirect | 2x46W |  
mono switch, on cable | 230V  
note installation with or without plug, cable length  
0,4+1,2m

- ○ LMM EDD 31 structure matt grey
- ○ LMM EWW 31 structure whitewash
- ○ LMM ENN 31 structure matt black

Lampe de Marseille Mini grey  
at Restaurant Oro, Milan,  
Arch. Graziana Calabrese

# APPLIQUE DE MARSEILLE

*Le Corbusier 1938/39*

*“Primary forms are  
beautiful forms  
because they can be  
clearly appreciated”.*

Le Corbusier®

*Applique de Marseille  
at studio-apartment Le Corbusier  
rue Nungesser et Coli, Paris  
© FLC-ADAGP, ph. Antoine Mercusot*





*Applique de Marseille black*

Le Corbusier designed the Applique de Marseille for his Paris apartment at Rue Nungesser et Coli. Wall lamp, double emission, in aluminum painted matt grey, matt white or black, with white internal diffusers.

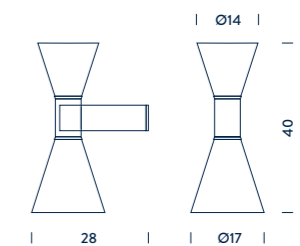
L'Applique de Marseille, progettata da Le Corbusier per il suo appartamento parigino in Rue Nungesser et Coli, è una lampada da parete a doppia emissione, in alluminio verniciato grigio opaco, bianco calce o nero, con interno dei diffusori sempre bianco.

L'Applique de Marseille, conçue par Le Corbusier pour son appartement parisien, Rue Nungesser et Coli, est une applique à double émission en aluminium laqué gris mat, blanc chaud ou noir avec intérieur des diffuseurs toujours blanc.

Le Corbusier hat die Wandleuchte Applique de Marseille für seine Pariser Wohnung in der Rue Nungesser et Colli entworfen. Zweifache Lichtaustritt, Aluminium grau, kalkweiß oder schwarz lackiert, Diffusor innen immer weiß.



*Applique de Marseille black, gray, whitewash*



WALL LED/HALO/FLUO



E27, A60 | double emission, direct+indirect | mono switch | 2x52W | dimmable, according to bulb | 230V |

- ADM EDD 31 structure matt grey
- ADM EWW 31 structure whitewash
- ADM ENN 31 structure matt black

*“... after all, design is about responding to the gestures of the human being. Then there is a side even beyond this, which has to do with a sort of harmony with oneself, with one's environment; this kind of awareness affects everything”.*

*Ch Perriano*



# APPLIQUE CYLINDRIQUE

*Charlotte Perriand, 1930-38*




*Applique Cylindrique Petite*



*Applique Cylindrique Longue*



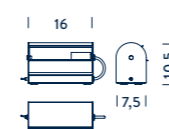


E14 wall lamp with cylindrical lampshade designed by Charlotte Perriand for her mountain chalet Le Vieux Matelot. Available in two sizes in light blue painted metal. Perriand's interest in pivoting screens reflects her observation on human gestures: a simple touch allows the light beam to be controlled and directed.

Lampada da parete E14 originariamente disegnata da Charlotte Perriand per il suo chalet di montagna Le Vieux Matelot. Paralume cilindrico disponibile in due misure (Longue e Petite) in metallo verniciato azzurro. L'interesse di Perriand per gli schermi pivotanti riflette la sua osservazione sui gesti umani: un semplice tocco permette di controllare e dirigere il fascio di luce.

Applique E14 dessinée par Charlotte Perriand pour son chalet de montagne Le Vieux Matelot. Diffuseur cylindrique, disponible en 2 dimensions, en métal peint azur. L'intérêt de Perriand pour les diffuseurs pivotants reflète son observation des gestes humains : un simple toucher permet de contrôler et d'orienter le faisceau de la lumière.

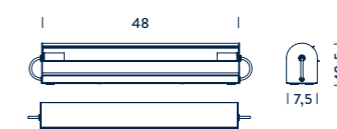
Wandleuchte E14, Originalentwurf von Charlotte Perriand für ihr Chalet in den Bergen von Le Vieux Matelot. Zylindrischem Lampenschirm in zwei Größen (Longue und Petite) aus hellblau lackiertem Metall. Perriands Interesse an beweglichen Schirmen spiegelt ihre Beobachtung menschlicher Gesten wieder: eine einfache Berührung ermöglicht die Ausrichtung des Lichts.



PETITE WALL LED/HALO/FLUO

E14 QT-DE | indirect orientable | dimmable according to bulb | 40W | 230V  
note orientable, switch on board

● CYL ENB 31 structure anthracite grey/lightblue



LONGUE WALL LED/HALO/FLUO

E14 QT-DE | indirect orientable | dimmable, according to bulb | 2x40W | 230V  
note orientable

● CYL ENB 32 structure anthracite grey/lightblue



# POTENCE PIVOTANTE

*Charlotte Perriand 1938*



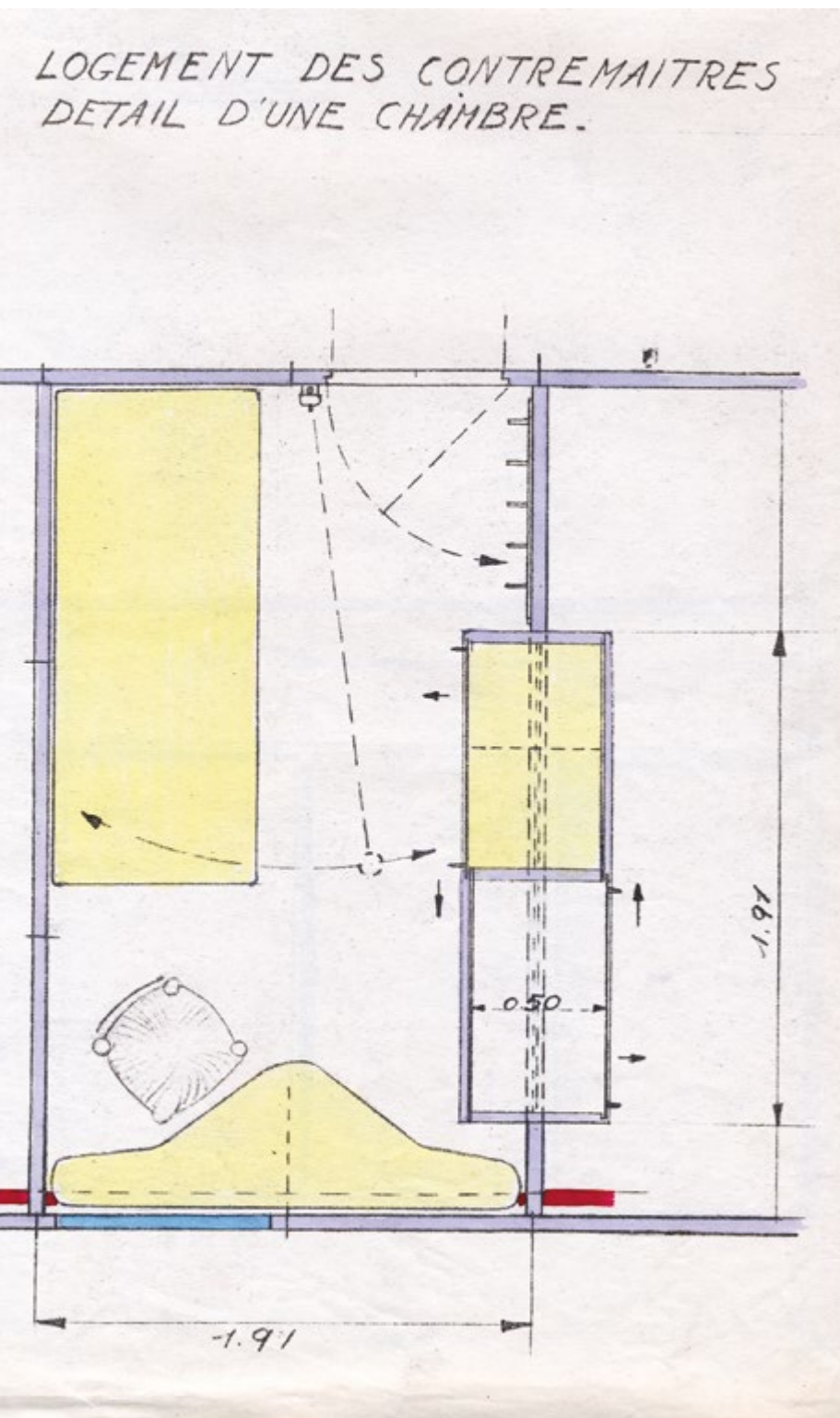


Embossed wall lamp designed by Charlotte Perriand for her mountain chalet Le Vieux Matelot, inspired by the boom of sailboats. In aluminum and metal painted matt black, also available in the Mini version with reduced dimensions. The original version is equipped with the E27 Globo bulb, while the Mini version is available with a G9 socket and an opal sandblasted glass diffuser. The arm fixed to the wall rotates on the horizontal axis, describing an angle of almost 180°. Power cord supplied with plug and dimmer.

Disegnata da Charlotte Perriand per il suo chalet di montagna Le Vieux Matelot, è una lampada a sbalzo ispirata al boma delle barche a vela. Struttura in alluminio e metallo verniciati nero opaco, disponibile anche nella versione MINI dalle dimensioni ridotte. La versione originale è dotata di lampadina E27 Globo, mentre la versione MINI è disponibile con attacco G9 e un diffusore in vetro sabbato opalino. Il braccio fissato a parete ruota sull'asse orizzontale, descrivendo un angolo di quasi 180°. Cavo di alimentazione dotato di spina e dimmer.

Lampe à drapeau dessinée par Charlotte Perriand pour son chalet de montagne Le Vieux Matelot et inspirée de la bôme des voiliers. En aluminium et métal peint en noir mat, également disponible dans la version MINI aux dimensions réduites. La version d'origine est équipée de l'ampoule E27 Globo, tandis que la version MINI est disponible avec une douille G9 et un diffuseur en verre sablé opal. Le bras fixé au mur tourne sur l'axe horizontal, décrivant un angle de presque 180°. Fournie avec câble d'alimentation avec prise et gradateur.

Von Charlotte Perriand für ihr Chalet in den Bergen von Le Vieux Matelot entworfen. Freischwingerleuchte inspiriert vom Boom der Segelboote. Struktur in Aluminium und Metall mattschwarz lackiert, auch in der MINI-Version mit reduzierten Abmessungen erhältlich. Die Originalversion ist mit der E27-Globo-Glühlampe ausgestattet, während die MINI-Version mit einer G9-Fassung und einem Diffusor aus opalgestrahltem Glas erhältlich ist. Der an der Wand befestigte Arm dreht sich um die horizontale Achse und beschreibt einen Winkel von fast 180°. Netzkabel mit Stecker und Dimmer geliefert.

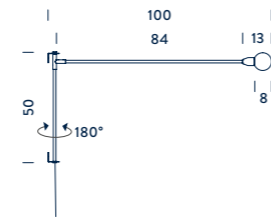


WALL HALO/LED



E27 LED | diffused | 8W | 900lm (luminous output) | CCT 2700K | dimmable | 230V  
*note* orientable, switch dimmer on cable, installation with cable+plug only, cable length 3,2m, max power allowed 100W E27 globe halo

● POT ENW 32 structure black



wall electrical installation cover



MINI WALL HALO/LED

G9 LED | diffused | 4W | 400lm (luminous output) | CCT 2700K | dimmable | 230V  
*note* orientable, switch on cable, max power allowed 25W G9 HALO bulb, cover for direct wall electrical installation (no plug), dimmable (only with direct wall electrical installation), also available in 120V, cable length 2,5m


● POM HNW 31 structure black  
 accessories wall electrical installation cover  
 POM ATT 31 structure black



Mini Potence Pivotante  
 ph. Jonar Braganca

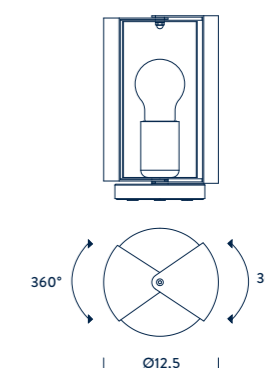
# PIVOTANTE À POSER

*Charlotte Perriand 1950*





Pivotante à Poser yellow



## TABLE LED/HALO/FLUO



E27, A60 | orientable screens | 60W | 230V  
*note* switch on cable, cable length 2,5m

- PAP EDW 11 *structure* white
- PAP EDG 11 *structure* yellow
- PAP EDB 11 *structure* blue

Innovative design for the 50s but still a contemporary table lamp. The lighting output is adjusted by the opening or closure of the volets. Its cylindrical body opens on two sides on which two diffusers rotate allowing the opening and closing of the light beam to adjust the light in a direct or indirect way. Steel base painted in matt grey, body in rolled metal sheet painted in white, yellow or blue. Switch on cable.

Design innovativo per gli anni '50 ma ancora attuale per questa lampada da tavolo dalla forma essenziale. L'emissione luminosa viene regolata semplicemente aprendo e chiudendo i volet. Costituita da un corpo cilindrico aperto da due lati, su cui ruotano due schermi che permettono la chiusura e l'apertura del fascio luminoso, così da poter gestire la luce in modo diretto o indiretto. Base in acciaio verniciato grigio opaco, corpo in lamiera curvata verniciato nei colori bianco, giallo o blu opaco. Interruttore su cavo.

Design innovant pour les années 50 mais toujours moderne pour cette lampe de table de forme simple. Le flux lumineux peut être par l'ouverture ou la fermeture des volets. Composée d'un corps cylindrique ouvert sur deux côtés, où tournent deux écrans, qui permettent l'ouverture et la fermeture du faisceau de lumière, afin de gérer la lumière de façon directe ou indirecte. Base en acier peint gris mat, corps en tôle incurvée peint en blanc, jaune ou bleu mat. Interrupteur sur le câble.

Innovatives Design aus den 1950er Jahren, aber immer noch aktuell für diese Tischleuchte mit ihrer essentiellen Form. Die Lichtemission wird einfach durch Öffnen und Schließen der Volets eingestellt. Hergestellt aus einem zylindrischen Körper, auf zwei Seiten geöffnet mit beweglichen Schirmen, die durch Öffnen und Schließen eine direkte oder indirekte Lichtausstrahlung erlauben. Basis aus matt grau lackiertem Stahl. Körper aus gebogenem Blech in den Farben weiß, gelb oder blau. Schalter am Kabel.

# APPLIQUE À VOLET PIVOTANT

*Charlotte Perriand 1962/77*

Wall lamps designed by Charlotte Perriand for her mountain chalet in Méribel in the French Alps. Aluminum adjustable volet and metal structure. Structure painted in white, volet in natural anodized aluminum, black anodized aluminum or mirror polished stainless steel. For the small versions E14 and LED versions, the volet is available also in red, yellow or blue. E14 version is equipped with integrated switch (on board), cable and plug for a simple and free installation. Indirect light output towards the wall and orientable flood beam.

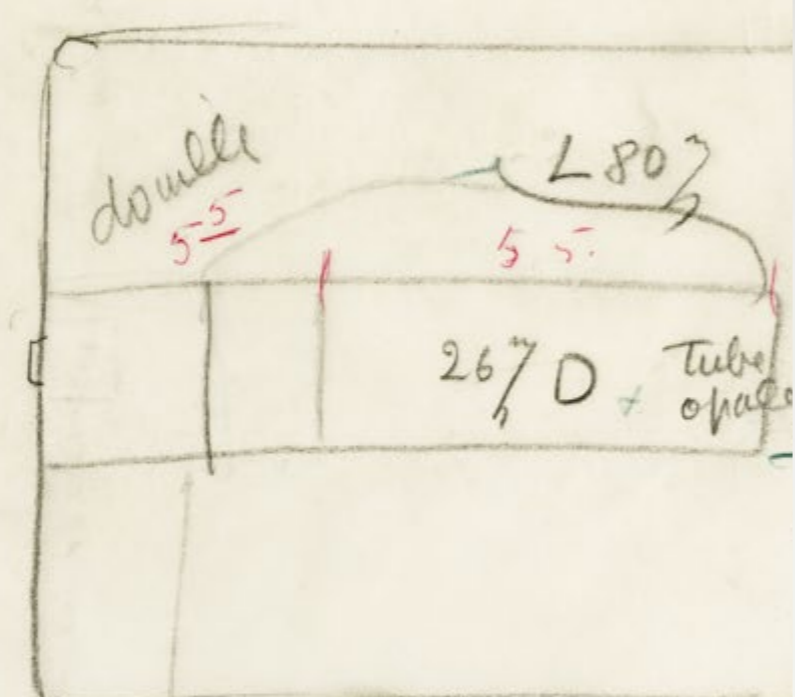
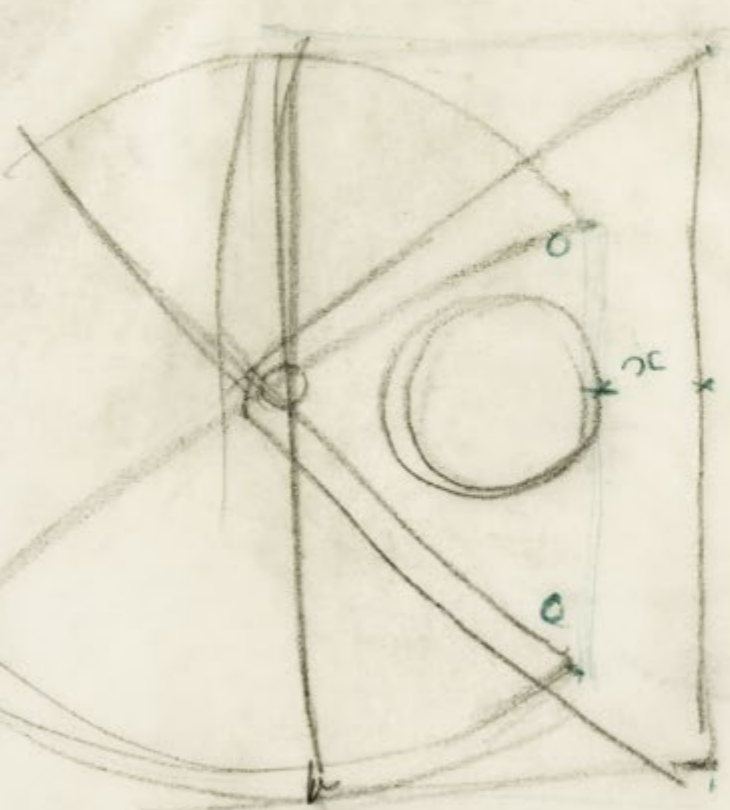
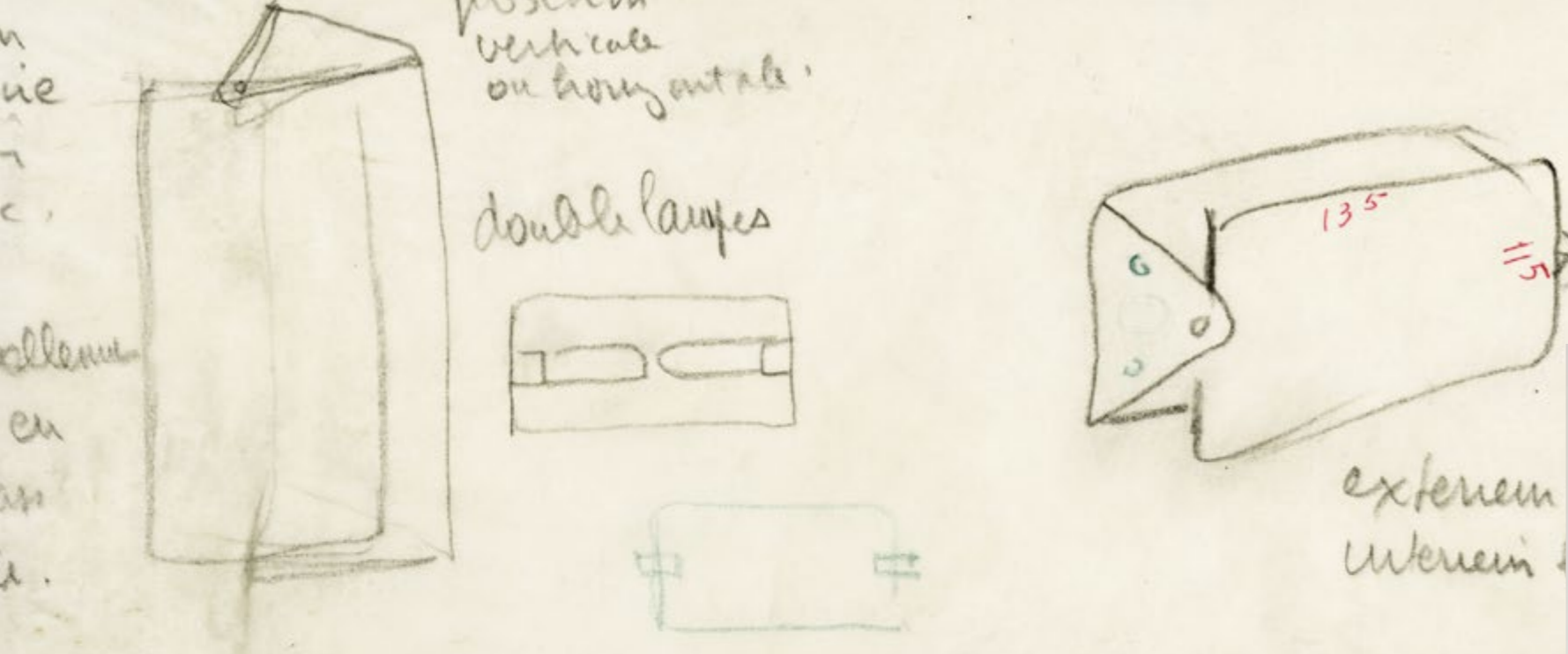
Dalla versione originale, disegnata da Charlotte Perriand per illuminare il suo chalet di montagna a Méribel nelle Alpi francesi, nasce nel tempo una famiglia di lampade da parete dalle forme semplici e colorate. Diffusore "volet" orientabile in alluminio e struttura in metallo. La struttura è sempre verniciata bianca, il volet può essere in diverse finiture anodizzato naturale, anodizzato nero o in inox lucidato a specchio. Nella versione piccola E14 e nelle versioni LED il volet può essere verniciato rosso, giallo o blu. Nella versioni E14 l'interruttore è posizionato sulla struttura della lampada (on board) e la lampada è dotata di cavo e spina per un'installazione libera e semplice. La lampada emette luce indiretta verso la parete e il fascio può essere orientato a piacere.

Dessinée par Charlotte Perriand pour son chalet de montagne à Méribel dans les Alpes françaises. Famille d'appliques de forme simple avec volet orientable en aluminium et structure en métal. La structure est toujours peinte en blanc, le volet peut être en différentes finitions, anodisé naturel, anodisé noir ou poli miroir. Dans la version petite E14 et les versions à LED, le volet peut être peint en rouge, jaune ou bleu. Dans la version E14, l'interrupteur est positionné sur la structure de la lampe (à bord) et la lampe est équipée d'un câble et d'une fiche pour une installation libre et simple. La lampe émet une lumière indirecte vers le mur et le faisceau peut être orienté à volonté.

Aus dem Originalentwurf von Charlotte Perriand für die Beleuchtung ihres Chalets in den Bergen in Méribel in den französischen Alpen, ist im Laufe der Zeit eine Familie Wandleuchten mit einfachen und farbenfrohen Formen entstanden. Verstellbarer Diffusor „Volet“ aus Aluminium und Struktur aus Metall. Die Struktur ist immer weiß lackiert, das Volet kann in verschiedenen Ausführungen, natur eloxiert, schwarz eloxiert, hochglanzpoliertem Edelstahl oder weiß (nur für die LED-Version). In der kleinen E14-Version und den LED-Versionen kann das Volet in rot, gelb oder blau lackiert geliefert werden. Die Version E14 ist mit Schalter an der Struktur der Leuchte (an Bord) und mit Kabel, einschl. Stecker für eine freie und einfache Installation ausgestattet. Die Leuchte strahlt indirektes Licht zur Wand ab und der Lichtstrahl kann beliebig ausgerichtet werden.



*Applique à Volet Pivotant  
yellow volet, E14 version*



“Charlotte Perriand’s lightings [...] aren’t lightings of a ‘designer’ but of an ‘architect’, that play with volumes and dimensions, as an architectural element of a combination, to let space ‘sing’.”

Pernette Perriand-Barsac,  
Jacques Barsac



CLP  
24 Jan 63

Grandeur





*Applique à Volet Pivotent Plié  
red volet, LED version*

White painted



Blue painted




Red painted



Yellow painted



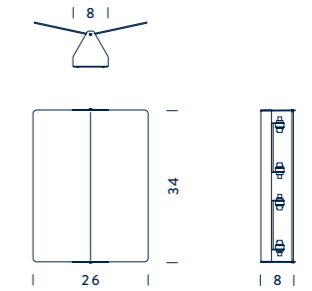
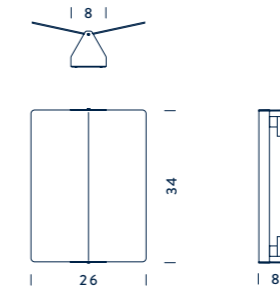
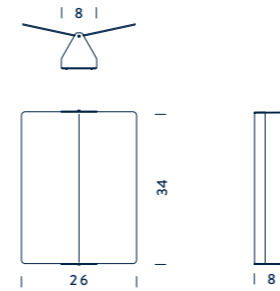
Polished stainless steel



Black anodized



Natural anodized



**WALL PLIÉ  
LED**

LED board | indirect orientable | 20W |  
585lm (luminous output) | typ cri 83 |  
CCT 3000K | 110/230V

- AVP LWW 32 volet white
- AVP LWN 32 volet black anodized
- AVP LWD 32 volet natural anodized
- AVP LWR 32 volet red painted
- AVP LWG 32 volet yellow painted
- AVP LWB 32 volet blue painted

**WALL PLIÉ  
E14 LED/HALO/FLUO**

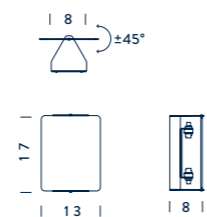
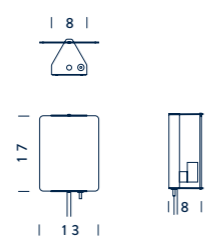
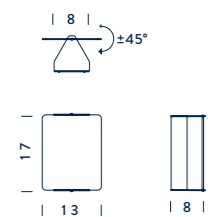
E14 QT-DE | indirect orientable | 2x40W |  
dimmable, according to bulb | 230V  
note bulb Ø max 3cm

- AVP EWN 32 structure black anodized
- AVP EWD 32 structure natural anodized

**WALL PLIÉ  
R7S HALO**

R7s (75mm) | indirect orientable | 2x80W |  
dimmable | 230V

- AVP HWN 32 structure black anodized
- AVP HWD 32 structure natural anodized



**WALL  
LED**

LED board | indirect orientable | 10W |  
235lm (luminous output) | typ cri 83 |  
CCT 3000K | 110/230V

- AVP LWW 31 volet white
- AVP LWN 31 volet black anodized
- AVP LWD 31 volet natural anodized
- AVP LWR 31 volet red painted
- AVP LWG 31 volet yellow painted
- AVP LWB 31 volet blue painted
- AVP LWH 31 volet stainless steel

**WALL  
E14 LED/HALO/FLUO**

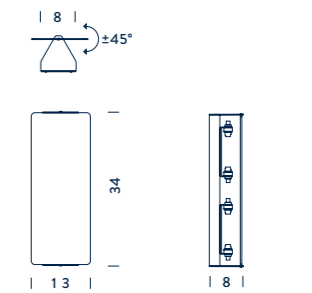
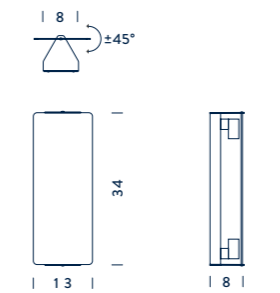
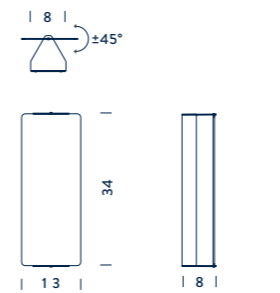
E14 QT-DE | indirect orientable | 40W |  
dimmable according to bulb | 230V  
note switch on board, bulb Ø max 3cm, with  
external cable plug (removable), cable length 1,10m

- AVP EWN 31 volet black anodized
- AVP EWD 31 volet natural anodized
- AVP EWR 31 volet red painted
- AVP EWG 31 volet yellow painted
- AVP EWB 31 volet blue painted
- AVP EWH 31 volet stainless steel

**WALL  
R7S HALO**

R7s (75mm) | indirect orientable | 80W |  
dimmable | 230V

- AVP HWN 31 volet black anodized
- AVP HWD 31 volet natural anodized
- AVP HWH 31 volet stainless steel



**WALL DOUBLE  
LED**

LED board | indirect orientable | 20W |  
825lm (luminous output) | typ cri 83 |  
CCT 3000K | 110/230V

- AVP LWW 33 structure white
- AVP LWN 33 structure black anodized
- AVP LWD 33 structure natural anodized
- AVP LWH 33 structure stainless steel
- AVP LWR 33 structure red painted
- AVP LWG 33 structure yellow painted
- AVP LWB 33 structure blue painted

**WALL DOUBLE  
E14 LED/HALO/FLUO**

E14 QT-DE | indirect orientable | 2x40W |  
dimmable, according to bulb | 230V  
note bulb Ø max 3cm

- AVP EWN 33 structure black anodized
- AVP EWD 33 structure natural anodized
- AVP EWH 33 structure stainless steel

**WALL DOUBLE  
R7S HALO**

R7s (75mm) | indirect orientable | 2x80W |  
dimmable | 230V

- AVP HWN 33 structure black anodized
- AVP HWD 33 structure natural anodized
- AVP HWH 33 structure stainless steel

# COLLEZIONE ALBINI

F. Albini, F. Helg, A. Piva, M. Albini 1969



AM2Z black chrome

Family of floor, table and pendant lamps. The floor lamps AM2C/AM2Z have a chromed metal structure. Diffuser in opal white glass for the AM2C version and in chromed, black chromed or white metal for the AM2Z version. Uplight flood beam distribution, dimmer on the cable. The table lamps AM1N/AS1C have an opal white glass diffuser. Chromed metal structure and onion-shaped diffuser for the AM1N version. Chromed metal or black chromed metal structure and cup-shaped diffuser for the AS1C version. Flood beam distribution, dimmer on the cable. The pendant versions AM4C/AS41C have chromed metal parts at sight. Cupshaped diffuser, in opal white glass. Flood beam distribution. AS41C: chromed revolving and jointed arm in steel profile, with cable clamp to adjust the cable length. The pendant versions AM4Z/AS41Z have metal parts at sight and chromed diffuser. Downlight flood beam. AS41Z: chromed revolving and jointed arm in steel profile, with cable clamp to adjust the cable length.

Famiglia di lampade da terra, tavolo e sospensione. Le lampade da terra AM2C/AM2Z hanno una struttura in metallo cromato. Il diffusore è in vetro bianco opalino per la versione AM2C e in metallo cromato, cromato nero o bianco per la versione AM2Z. Luce diffusa verso l'alto, dimmer sul cavo. Le lampade da tavolo AM1N e AS1C hanno un diffusore in vetro bianco opalino. La struttura è in metallo cromato ed il diffusore a cipolla per la versione AM1N. La struttura è in metallo cromato o cromato nero e diffusore a coppa per la versione AS1C. Luce diffusa, dimmer sul cavo. Le versioni a sospensione AM4C/AS41C hanno componenti metallici a vista cromati e paralume a coppa in vetro bianco opalino. Luce diffusa. AS41C: braccio girevole e snodabile cromato, completo di blocca cavo per la regolazione della lunghezza del cavo in uscita. Le versioni a sospensione AM4Z/AS41Z hanno componenti metallici a vista e paralume cromato. Luce diffusa verso il basso. AS41Z: dispositivo con braccio girevole e snodabile in profilo cromato, completo di blocca cavo per la regolazione della lunghezza del cavo in uscita.

Famille de lampadaires, lampes de table et à suspension. Les lampadaires AM2C/AM2Z ont la base et le tige en métal chromé. Le diffuseur est en verre blanc opalin pour la version AM2C et en métal chromé, chromé noir ou blanc pour la version AM2Z. Émission de la lumière vers le plafond. Dimmer sur le câble. Les lampes de table AM1N/AS1C ont un diffuseur en verre blanc opalin. La structure est en métal chromé et le diffuseur en forme de bulbe pour la version AM1N. La structure est en métal chromé ou chromé noir pour la version AS1C. Lumière diffuse. Dimmer sur le câble. Les suspensions AM4C/AS41C ont les parties métalliques visibles chromées et le diffuseur en forme de coupe en verre blanc opalin. Lumière diffuse. AS41C: bras orientable et articulé en acier chromé, serre-câble pour réglage de la longueur du câble sortant. Les suspensions AM4Z/AS41Z ont les parties métalliques visibles et le diffuseur chromés. Lumière diffuse vers le bas. AS41Z: bras orientable et articulé en acier chromé, serre-câble pour réglage de la longueur du câble sortant.

Familie von Steh-, Tisch- und Pendelleuchten. Die Stehleuchten AM2C / AM2Z haben eine verchromte Struktur aus Metall. Diffusor aus opalweißem Glas für die AM2C-Version und verchromt, schwarz verchromt oder weiß lackiert für die AM2Z-Version. Diffuses Up-Light, Dimmer am Kabel. Die Tischleuchten AM1N und AS1C haben einen Diffusor aus opalweißem Glas. Struktur aus verchromtem Metall, zwiebel-förmiger Diffusor für die AM1N-Version. Struktur aus verchromtem oder schwarz verchromtem Metall, kuppelförmiger Diffusor für die AS1C-Version. Diffuses Licht, Dimmer am Kabel. Die Pendelleuchten AM4C / AS41C haben verchromte sichtbare Metallteile, kuppelförmiger opalweißer Diffusor aus Glas. Diffuses Licht. AS41C: verchromter drehbarer Gelenkarm, Regulierung der Kabellänge durch eine Kabelschelle. Die Pendelleuchten AM4Z / AS41Z haben verchromte sichtbare Metallteile, verchromter Diffusor. Diffuses Licht nach unten. AS41Z: verchromter drehbarer Gelenkarm, Regulierung der Kabellänge durch eine Kabelschelle.



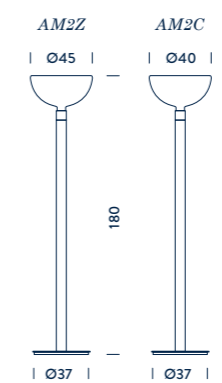
AM2C chrome







ASIC chrome



FLOOR LED/HALO

E27 QT-32 | diffused | 250W | dimmable, according to bulb | 230V

AM2Z

- ○ ALB EWW 22 structure white
- ● ALB EHH 22 structure chrome
- ● ALB ENN 22 structure black chrome

AM2C

- ○ ALB EHW 22 structure chrome/glass

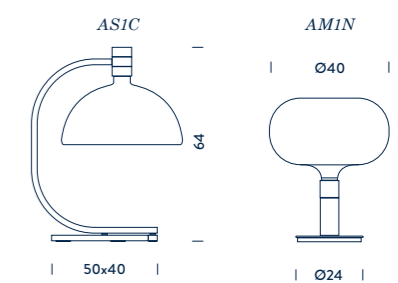


TABLE LED/HALO

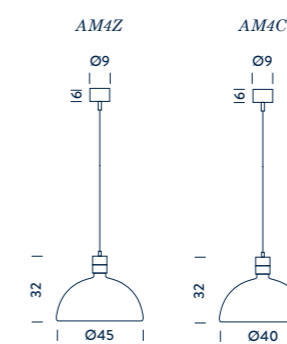
E27 QT-32 | diffused | 150W | dimmable, according to bulb | 230V

ASIC

- ○ ALB EHW 15 structure chrome/glass
- ○ ALB ENW 15 structure black chrome/glass

AMIN

- ○ ALB EHW 14 structure chrome/glass



PENDANT LED/HALO

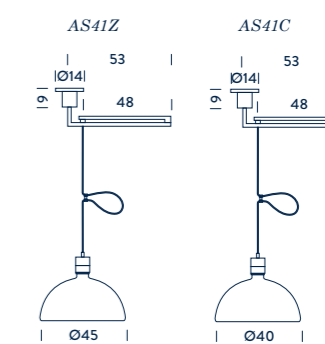
E27 QT-32 | diffused | 250W | dimmable, according to bulb | 230V  
note cable length max 2,5m

AM4Z

- ● ALB EHH 53 structure chrome

AM4C

- ○ ALB EHW 53 structure chrome/glass



PENDANT WITH ARM LED/HALO

E27 QT-32 | diffused | 250W | dimmable, according to bulb | 230V  
note cable length max 1,35m, orientable arm

AS41Z (with arm, arm total length 1,05m)

- ● ALB EHH 54 structure chrome
- ● ALB ENN 54 structure black chrome

AS41C (with arm, arm total length 1,01m)

- ○ ALB EHW 54 structure chrome/glass

# SAORI

Kazuhide Takahama 1973

Wall and ceiling lamp, in two sizes, with aluminum structure, painted in white. Diffuser in white stretch material. Widespread light. Dimmable.

Lampada da parete e soffitto, in due dimensioni, costituita da una struttura in alluminio verniciato bianco, "vestita" da un diffusore in tessuto bianco stretch. Luce diffusa. Dimmerabile.

Applique/plafonnier, en deux dimensions. Structure en aluminium verni blanc, diffuseur en tissu stretch blanc. Lumière diffuse. Dimmable.

Wand- und Deckenleuchte, lieferbar in zwei Größen, Struktur aus weiß lackiertem Aluminium. Diffusor aus weißem Textilstretch. Diffuse Lichtstreuung. Dimmbar.

## WALL/CEILING LED/HALO/FLUO

E27 A60/TC-T | diffused | 75W | dimmable,  
according to bulb | 230V

Q1

○ SAO EWW 41 structure white

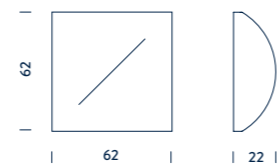
## WALL/CEILING LED/HALO/FLUO

E27 A60/TC-T | diffused | 2x75W | dimmable,  
according to bulb | 230V

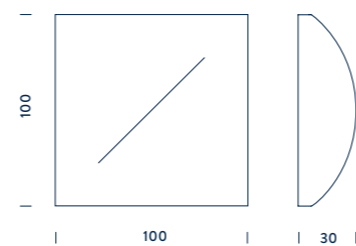
Q2

○ SAO EWW 42 structure white

Q1



Q2





# ESSENTIALS

*“We work for the eyes.  
And the light is what  
matters, essentially.”*

Federico Palazzari, NEMO CEO



# LINESCAPES SYSTEM

*Nemo Studio*

Linescapes is a modular system that can be installed on both the ceiling and on the wall and completely changes the approach to direct and indirect lighting. Highly performing both in the linear and spot version. The singular modules are connected by quick molded connectors, which enable rapid jack installation and a 360° rotation. The different elements allow the composition of continuous lines and edges, with a luminous efficiency and an excellent diffusion degree, through an opaline diffuser in polycarbonate. The system has been studied to provide user friendly maintenance. Nemo has efficiently solved the problem of replacing LED built-in sources, whereby the single lighting elements can be easily changed.

Linescapes è un sistema modulare che, installato sia a sospensione sia a soffitto che a parete, cambia completamente l'approccio all'illuminazione diretta ed indiretta. Altamente performante sia nella versione lineare che spot. I singoli moduli sono uniti da snodi plastici che permettono una rapida installazione jack ed una rotazione a 360°. I vari elementi permettono la composizione di linee continue ed angoli, con un'efficienza luminosa ed un eccellente grado di diffusione attraverso un diffusore opalino in policarbonato. Il sistema è stato studiato per permettere una manutenzione semplice. Nemo ha risolto in modo efficace la sostituzione dei LED, per cui i singoli elementi possono essere facilmente cambiati.


Linescapes est un système modulaire disponible en suspension, plafonnier ou applique, qui modifie intégralement le concept de l'éclairage direct et indirect. Haute performance aussi bien pour les segments lumineux que pour les spots directionnels. Les modules simples sont unis par des jonctions en plastique moulé pour une installation jack rapide et une rotation à 360°. Les différents éléments permettent la composition de lignes continues et d'angles, avec une efficacité lumineuse et un excellent niveau de diffusion grâce à un diffuseur en polycarbonate opalin. Le système a été étudié pour une maintenance simple. Nemo a résolu de façon efficace le problème du changement des Leds, les éléments individuels peuvent être facilement substitués.

Linescapes ist ein modulares System, das sowohl als Pendelleuchte als auch als Decken- und Wandleuchte installiert werden kann mit einer komplett neuen Ansatzweise der direkten und indirekten Beleuchtung. Leistungstark sowohl in der linearen als auch in der Spot-Version. Die einzelnen Module sind durch Gelenke aus Kunststoff verbunden, die eine schnelle Jack-Installation und eine 360°Drehbarkeit ermöglichen. Die verschiedenen Elemente erlauben Kompositionen von fortlaufenden Linien und Ecken, mit einer hohen Lichtausbeute und einer hervorragenden Lichtstreuung durch einen Diffusor aus opalem Polykarbonat. Bei der Entwicklung dieses Systems wurde auf eine einfache Handhabung geachtet. Nemo hat das Auswechseln der LED's effizient gelöst, die einzelnen Elemente können ganz einfach ausgetauscht werden.





*Linescapes System black  
wall and pendant installation*



*Linescapes System black  
pendant installation with spots*



*Linescapes System white at  
Agape, Galleria Manzoni Milan  
ph. Maurizio Zatachetto*

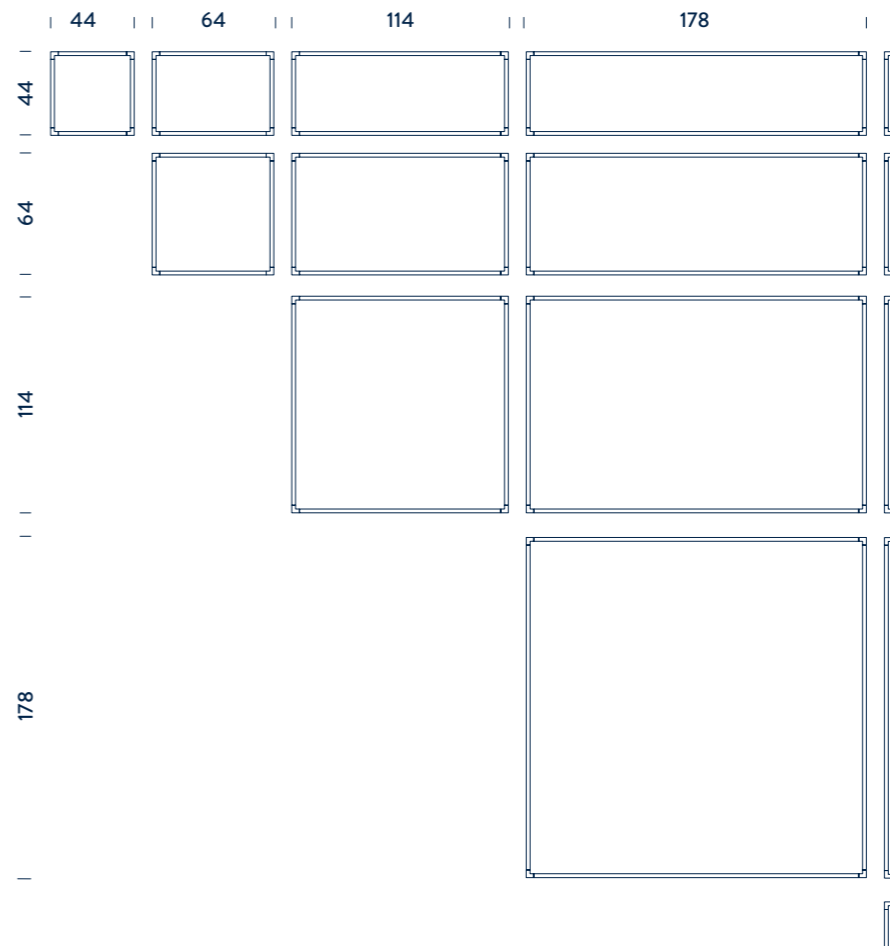


## LINESCAPES DESK MATRIX

Linescapes system can now be configured to create rectangular shapes, both vertical and horizontal, continuously enlightened, in order to complete a theoretically infinite number of table sizes or interior solutions.

Il sistema Linescapes può essere configurato per creare delle forme rettangolari, sia verticali che orizzontali, teoricamente infinite e dall'illuminazione continua, adattabili alle varie dimensioni dei tavoli o alle differenti soluzioni per interni.

Le système Linescapes peut être configuré pour créer des formes rectangulaires, aussi bien verticales qu'horizontales, théoriquement infinies et avec un éclairage continu, s'adaptant aux différentes dimensions des tables ou aux différentes solutions pour l'intérieur.

Das Linescapes-System kann so konfiguriert werden, dass sowohl vertikale als auch horizontale rechteckige Formen entstehen, unendlich und durchgehend beleuchtet, die sich an alle Tischgrößen oder Innenraumgestaltungen anpassen lassen



Linescapes System 275

By combining central linear connections to LED segments, it is possible to reach a theoretically infinite number of rectangular or square sizes.

Combinando connessioni centrali lineari e segmenti LED, è possibile raggiungere un numero, teoricamente infinito, di quadrati e rettangoli.

En combinant des connexions linéaires centrales avec des segments de LED, il est possible d'atteindre un nombre théoriquement infini de rectangles ou de carrés.

Lineare Zentralverbindungen zwischen den LED-Modulen erlauben eine theoretisch-unendliche Anzahl an verschiedenen Größen für rechteckige Kombinationen.



*Linescapes System desk matrix  
installation*

LED SEGMENTS

- |   |   |  |  |
|---|---|--|--|
| <p><b>171CM</b><br/>Linear LED   diffused orientable<br/>360°   33W   1765lm (luminous output)   typ cri 80   dimmable 1-10V   110/240V</p> | <p><b>106CM</b><br/>Linear LED   diffused orientable 360°   19W   1125lm (luminous output)   typ cri 80   dimmable 1-10V   110/240V</p> | <p><b>56CM</b><br/>Linear LED   diffused orientable 360°   9,5W   600lm (luminous output)   typ cri 80   dimmable 1-10V   110/240V</p> | <p><b>36CM</b><br/>Linear LED   diffused orientable 360°   6W   335lm (luminous output)   typ cri 80   dimmable 1-10V   110/240V</p> |
|---|---|--|--|

- |   |   |   |   |
|---|---|---|---|
| <p><i>CCT 2700K</i><br/>○ LSS LW5 51 structure white<br/>● LSS LN5 51 structure black</p> | <p><i>CCT 2700K</i><br/>○ LSS LW6 51 structure white<br/>● LSS LN6 51 structure black</p> | <p><i>CCT 2700K</i><br/>○ LSS LW7 51 structure white<br/>● LSS LN7 51 structure black</p> | <p><i>CCT 2700K</i><br/>○ LSS LW8 51 structure white<br/>● LSS LN8 51 structure black</p> |
| <p><i>CCT 3000K</i><br/>○ LSS LW1 51 structure white<br/>● LSS LN1 51 structure black</p> | <p><i>CCT 3000K</i><br/>○ LSS LW2 51 structure white<br/>● LSS LN2 51 structure black</p> | <p><i>CCT 3000K</i><br/>○ LSS LW3 51 structure white<br/>● LSS LN3 51 structure black</p> | <p><i>CCT 3000K</i><br/>○ LSS LW4 51 structure white<br/>● LSS LN4 51 structure black</p> |



WING SEGMENTS


- |   |   |  |  |
|---|---|--|--|
| <p><b>171CM</b><br/>Linear LED   diffused orientable<br/>360°   33W   1765lm (luminous output)   typ cri 80   dimmable 1-10V   110/240V</p> | <p><b>106CM</b><br/>Linear LED   diffused orientable 360°   19W   1125lm (luminous output)   typ cri 80   dimmable 1-10V   110/240V</p> | <p><b>56CM</b><br/>Linear LED   diffused orientable 360°   9,5W   600lm (luminous output)   typ cri 80   dimmable 1-10V   110/240V</p> | <p><b>36CM</b><br/>Linear LED   diffused orientable 360°   6W   335lm (luminous output)   typ cri 80   dimmable 1-10V   110/240V</p> |
|---|---|--|--|

- |   |   |   |   |
|---|---|---|---|
| <p><i>CCT 2700K</i><br/>○ LSS UW5 51 structure white<br/>● LSS UN5 51 structure black</p> | <p><i>CCT 2700K</i><br/>○ LSS UW6 51 structure white<br/>● LSS UN6 51 structure black</p> | <p><i>CCT 2700K</i><br/>○ LSS UW7 51 structure white<br/>● LSS UN7 51 structure black</p> | <p><i>CCT 2700K</i><br/>○ LSS UW8 51 structure white<br/>● LSS UN8 51 structure black</p> |
| <p><i>CCT 3000K</i><br/>○ LSS UW1 51 structure white<br/>● LSS UN1 51 structure black</p> | <p><i>CCT 3000K</i><br/>○ LSS UW2 51 structure white<br/>● LSS UN2 51 structure black</p> | <p><i>CCT 3000K</i><br/>○ LSS UW3 51 structure white<br/>● LSS UN3 51 structure black</p> | <p><i>CCT 3000K</i><br/>○ LSS UW4 51 structure white<br/>● LSS UN4 51 structure black</p> |



CONNECTION SEGMENTS

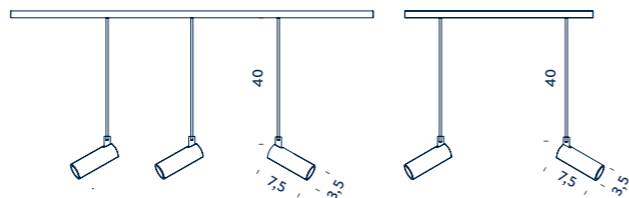
- |   |   |  |  |
|---|---|--|--|
| <p><b>171CM</b><br/>○ LSS BW1 51 structure white<br/>● LSS BN1 51 structure black</p> | <p><b>106CM</b><br/>○ LSS BW2 51 structure white<br/>● LSS BN2 51 structure black</p> | <p><b>56CM</b><br/>○ LSS BW3 51 structure white<br/>● LSS BN3 51 structure black</p> | <p><b>36CM</b><br/>○ LSS BW4 51 structure white<br/>● LSS BN4 51 structure black</p> |
|---|---|--|--|



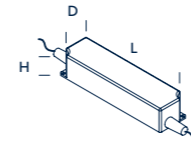
SPOT SEGMENTS

- |   |  |
|---|--|
| <p><b>SPOT3 106CM</b><br/>LED SPOT 15°   diffused orientable<br/>360°   3x4W   3x400lm (luminous output)   typ cri 90   dimmable 1-10V   110/240V</p> | <p><b>SPOT2 56CM</b><br/>LED SPOT 15°   diffused orientable<br/>360°   2x4W   2x400lm (luminous output)   typ cri 90   dimmable 1-10V   110/240V</p> |
|---|--|

- |   |   |
|---|---|
| <p><i>CCT 2700K</i><br/>○ LSS SW2 51 structure white<br/>● LSS SN2 51 structure black</p> | <p><i>CCT 2700K</i><br/>○ LSS SW1 51 structure white<br/>● LSS SN1 51 structure black</p> |
| <p><i>CCT 3000K</i><br/>○ LSS SW4 51 structure white<br/>● LSS SN4 51 structure black</p> | <p><i>CCT 3000K</i><br/>○ LSS SW3 51 structure white<br/>● LSS SN3 51 structure black</p> |



REMOTE DRIVERS



1-10V  
25W / LIN ALI 32  
L: 14,8 | D: 4,0 | H: 3,2

60W / LIN ALI 31  
L: 16,8 | D: 4,3 | H: 3,2

90W / LIN ALI 34  
L: 16,1 | D: 6,1 | H: 3,6

150W / LIN ALI 35  
L: 22,8 | D: 6,8 | H: 3,9

185W / LIN ALI 36  
L: 22,8 | D: 6,8 | H: 3,9

240W / LIN ALI 37  
L: 24,5 | D: 6,8 | H: 3,9

320W / LIN ALI 38  
L: 25,2 | D: 9,0 | H: 4,4

DALI  
100W / LIN ALI 51  
L: 19,9 | D: 6,3 | H: 3,55

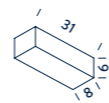
150W / LIN ALI 52  
L: 21,9 | D: 6,3 | H: 3,55

200W / LIN ALI 53  
L: 24,4 | D: 7,1 | H: 3,75

240W / LIN ALI 54  
L: 24,4 | D: 7,1 | H: 3,55

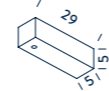
Empty box for remote driver up to 240W

- ROS LNN 51 black
- ROS LWW 51 white



ACCESSORIES

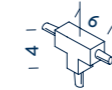
- POWER SUPPLY  
60W 1-10V  
● LSS PN6 51 black  
○ LSS PW6 51 white



CONNECTIONS

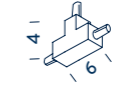
T UP VERTICAL

- LSS TN2 51 black
- LSS TW2 51 white



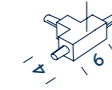
T DOWN VERTICAL

- LSS TN1 51 black
- LSS TW1 51 white



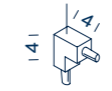
T HORIZONTAL

- LSS TN3 51 black
- LSS TW3 51 white



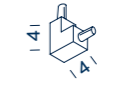
UP VERTICAL ANGLE

- LSS AN1 51 black
- LSS AW1 51 white



DOWN VERTICAL ANGLE

- LSS AN2 51 black
- LSS AW2 51 white



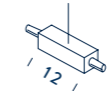
HORIZONTAL ANGLE

- LSS AN3 51 black
- LSS AW3 51 white



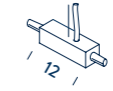
CENTRAL

- LSS CN5 51 black
- LSS CW5 51 white



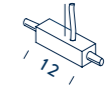
CENTRAL ONE WAY

- LSS CN7 51 black
- LSS CW7 51 white



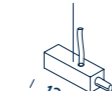
CENTRAL SUPPLY

- LSS CN4 51 black
- LSS CW4 51 white



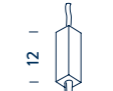
HORIZONTAL START

- LSS CN2 51 black
- LSS CW2 51 white



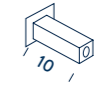
VERTICAL START

- LSS CN1 51 black
- LSS CW1 51 white



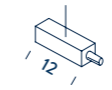
WALL CEILING START

- LSS FN3 41 black
- LSS FW3 41 white



HORIZONTAL END

- LSS CN3 51 black
- LSS CW3 51 white



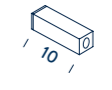
VERTICAL END

- LSS CN6 51 black
- LSS CW6 51 white



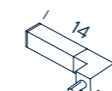
WALL CEILING END

- LSS FN1 41 black
- LSS FW1 41 white



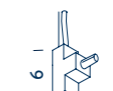
WALL CEILING END + XYZ

- LSS FN2 41 black
- LSS FW2 41 white



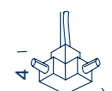
VERTICAL ANGLE SUPPLY

- LSS AN4 51 black
- LSS AW4 51 white



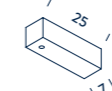
HORIZONTAL ANGLE SUPPLY

- LSS AN5 51 black
- LSS AW5 51 white



POWER SUPPLY

- 90W 1-10V  
● LSS PN9 51 black  
○ LSS PW9 51 white



CEILING PLATE

- LSS PNR 51 black
- LSS PWR 51 white



CANOPY

- ROS KNN 51 black
- ROS KWW 51 white



# VIIVA


Angeletti Ruzza Design

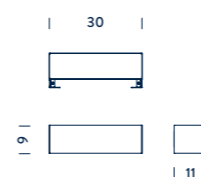
Family of LED wall lamps, for a double emission diffused lighting. This lamp is especially designed to illuminate mirrors. Matt white powder coated aluminum, with opal polycarbonate diffusers. It may be utilized also as a shelf for small objects.

Famiglia di apparecchi da parete a LED a doppia emissione diffusa, particolarmente adatte all'illuminazione degli specchi. Alluminio verniciato a polvere bianca, con diffusori in policarbonato opalino. La lampada può essere utilizzata anche come mensola per piccoli oggetti.

Famille d'appliques à LED, éclairage diffus double émission. Peut être montée aussi directement devant un miroir (non fourni). Aluminium verni époxy blanc, diffuseurs en polycarbonate opalin. La lampe peut être utilisée aussi comme étagère pour petits objets.

LED-Wandleuchtenfamilie mit doppelter diffuser Ausstrahlung, besonders geeignet über den Spiegel im Badezimmer. Weiß pulverlackiertes Aluminium, Diffusoren aus opalem Polycarbonat. Auch als Ablage für kleine Gegenstände geeignet.

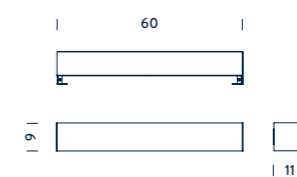




WALL 30CM LED

2xLinear LED | diffused up and down | 2x8W |  
2x750lm (luminous output) | typ cri 80 | CCT  
3000K | dimmable 1-10V | 110/230V  
*note* max mirror size W23xth. 2,5cm, DALI version  
on request

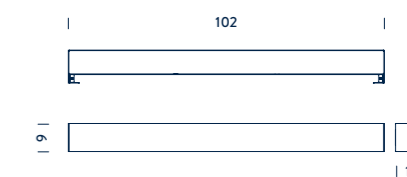
○ VII LWW 31 *structure white*



WALL 60CM LED

2xLinear LED | diffused up and down | 2x10W |  
2x1200lm (luminous output) | typ cri 80 | CCT  
3000K | dimmable 1-10V | 110/230V  
*note* max mirror size W53xth. 2,5cm, DALI version  
on request

○ VII LWW 32 *structure white*



WALL 100CM LED

2xLinear LED | diffused up and down | 2x16W |  
2x1900lm (luminous output) | typ cri 80 | CCT  
3000K | dimmable 1-10V | 110/230V  
*note* max mirror size W95xth. 2,5cm, DALI version  
on request

○ VII LWW 33 *structure white*



# DABLIU

*Nemo Studio*



Suspension lamp in aluminum. Composed of a slender structure with three light points and diffusers that can be selected according to different versions. Spot version available for punctual lighting, version with spherical diffuser in opal blown glass and version with a metallic cone in burnished gold and black finish that allows more light diffusion. LED on board, dimmable.

Lampada a sospensione in alluminio. Composta da un'esile struttura dotata di tre punti luce e da diffusori selezionabili a scelta tra diverse versioni. Disponibili versione spot per un'illuminazione puntuale, versione con diffusore sferico in vetro soffiato opalino e versione dotata di cono metallico nelle finiture oro brunito e nero che consente di diffondere maggiormente la luce. LED on board, dimmerabile.

Suspension en aluminium. Composée d'une structure légère équipée de trois points lumineux et de diffuseurs au choix parmi trois versions différentes: version spot pour un éclairage ponctuel, version cône en métal finition or bruni ou noir pour une plus grande diffusion de la lumière et enfin version avec diffuseur sphérique en verre soufflé opalin. LED on board, dimmable.

Pendelleuchte aus Aluminium. Schlanken Struktur mit drei Lichtpunkten und Diffusoren, die je nach Ausführung ausgewählt werden können. Lieferbar mit Spots für eine punktuelle Beleuchtung, mit kugelförmigem Diffusoren aus geblasenem Opalglas und mit Metallkegeln aus brüniertem Gold für eine bessere Lichtsteuerung. Dimmbar.

## PENDANT LED

LED Spot | 3x5W | typ cri 90 | 110/240V  
note cable length 2m

SPOT 40° / 2700K

●● DAB LNN 51 structure black

SPOT 40° / 3000K

●● DAB LNN 52 structure black

GLOBE / 2700K

●○ DAB LNN 53 structure opal

GLOBE / 3000K

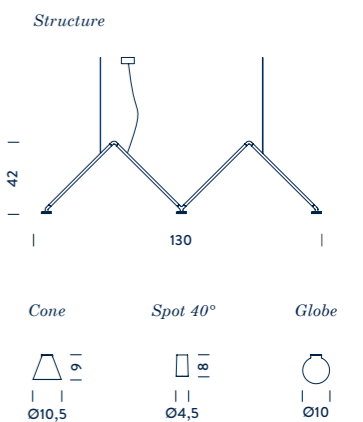
●○ DAB LNN 54 structure opal

CONE / 2700K

●● DAB LNN 55 structure gold burnished

CONE / 3000K

●● DAB LNN 56 structure gold burnished





*Dabliu with  
Globe diffusers*

# ASTEROIDE

*Nemo Studio*

Pendant lamp in triplex blown glass, opal matt white. Metal parts chromed or painted in white.

Lampada a sospensione in vetro soffiato triplex, bianco opale satinato, con parti metalliche cromate o verniciate bianche.

Suspension en verre soufflé triplex, blanc opalin satiné. Parties métalliques chromées ou peintes en blanc.

Pendelleuchte aus geblasenem opalweißem Triplex-Glas, verchromte oder weiß lackierte Metallteile.

---

## PENDANT Ø30 FLUO/LED/HALO

E27 A60 | diffused | 100W | dimmable  
according to bulb | 230V  
note cable length max 1,5m

- AST EHC 52 *structure chrome*
- AST EWC 52 *structure white*

---

## PENDANT Ø40 FLUO/LED/HALO

E27 A60 | diffused | 150W | dimmable  
according to bulb | 230V  
note cable length max 1,5m

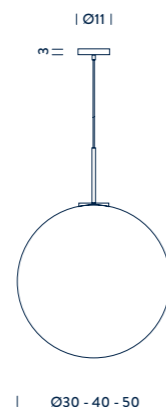
- AST EHC 53 *structure chrome*
- AST EWC 53 *structure white*

---

## PENDANT Ø50 FLUO/LED/HALO

E27 A60 | diffused | 150W | dimmable  
according to bulb | 230V  
note cable length max 1,5m

- AST EHC 54 *structure chrome*
  - AST EWC 54 *structure white*
- 





# SPIGOLO

Studiocharlie

*“Spigolo light is architecture itself: with its subtle profile it designs places and suggests new interpretations of the space”.*

Studiocharlie

*Spigolo pendant vertical white and black.  
In the frame: “Elisabeth” ph. Wayne Meiser*




Floor, wall/ceiling and pendant lamps based on an extruded and tubular aluminum structure, connected with molded polymer joints, with white or black painted finish. Thanks to the joints, enabling the profiles to house LED sources, one can rotate 360° in order to produce direct or indirect lighting, screened by an opaline diffuser in polycarbonate. The floor version is designed as such to provide a virtual divider to ambiances, while the ceiling and wall versions allow the enlightenment of the ambience in a versatile and a comfortable way. Except for the wall version, LED sources are dimmable.

Famiglia di lampade da terra, parete/soffitto e sospensione, realizzate da una struttura in estruso e tubolare di alluminio, connessa con snodi plastici in polimero stampato. Gli snodi permettono ai profili dotati delle sorgenti LED di ruotare a 360° in modo da fornire una luce diretta o indiretta, dotata di un diffusore opalino in policarbonato. Lampade disponibili verniciate bianche o nere. La versione da terra funziona come separé virtuale fra ambienti, mentre la versione a soffitto/parete permette di illuminare l'ambiente in modo versatile e confortevole. Le sorgenti LED sono dimmerabili, ad eccezione della versione a parete.

Famille de lampadaire, applique/plafonnier et suspension, structure en aluminium tubulaire extrudé, avec finition peinte blanc ou noir. Les raccords en plastique moulés permettent aux profils, qui accueillent les sources de lumière LED, de tourner à 360° afin de produire une lumière directe ou indirecte, protégée par un diffuseur en polycarbonate opalin. La version au sol est étudiée comme une séparation virtuelle des espaces, tandis que la version applique/plafonnier permet d'éclairer l'environnement de manière polyvalente et confortable. Dimmables sauf la version applique.

Leuchtenfamilie bestehend aus Steh-, Wand/Decken- und Hängeleuchten. Struktur aus fließgepresstem Aluminium, verbunden durch Kunststoffgelenke aus Polymer. In den Profilen sind die LED eingelassen, die mit einem opalinen Polycarbonatdiffusor geschützt sind. Diese Profile sind durch die eingebauten Gelenke 360° drehbar und erlauben eine direkte und indirekte Beleuchtung. Die Stehleuchtenversion wurde als virtuelles Séparée entworfen. Die Wand- und Deckenleuchte dagegen ermöglichen eine vielseitige und angenehme Beleuchtung der Umgebung. Die LED-Leuchtmittel sind dimmbar mit Ausnahme der Wandleuchte.



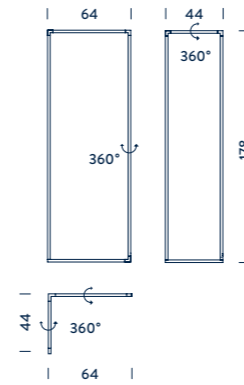
*Spigolo floor  
black and white*



*Spigolo pendant vertical  
and horizontal, black*



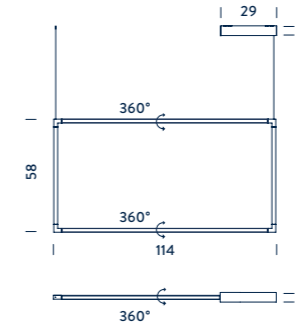
*Spigolo floor white*



**FLOOR LED**

3xLinear LED | triple, diffused |  
 CCT 2700K/3000K | 6+10+33W |  
 335+600+1765lm (luminous output) |  
 typ cri 85 | mono switch, dimmable | 110/240V  
*note* orientable diffusers, dimmer on cable,  
 cable length 4,5m

- CCT 2700K  
 SPI LW2 23 structure white  
 SPI LN2 23 structure black  
 CCT 3000K  
 SPI LWW 23 structure white  
 SPI LNN 23 structure black

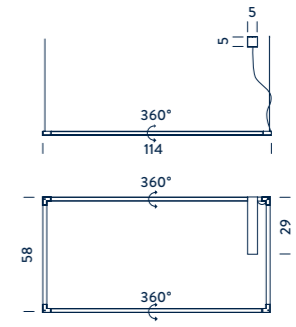


**PENDANT VERTICAL LED**



2xLinear LED | double, diffused  
 CCT 2700K/3000K | 2x19W | 2x1125lm (luminous  
 output) | typ cri 85 | mono switch,  
 dimmable 1-10V | 110/240V  
*note* orientable diffusers, cable length 3m,  
 DALI version on request

- CCT 2700K  
 SPI LW2 51 structure white  
 SPI LN2 51 structure black  
 CCT 3000K  
 SPI LWW 51 structure white  
 SPI LNN 51 structure black

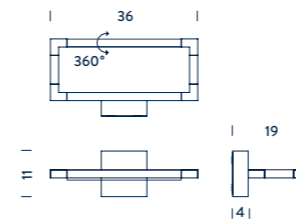


**PENDANT HORIZONTAL LED**



2xLinear LED | double, diffused  
 CCT 2700K/3000K | 2x19W | 2x1125lm (luminous  
 output) | typ cri 85 | mono switch,  
 dimmable 1-10V | 110/240V  
*note* orientable diffusers, cable length 3m, DALI  
 version on request

- CCT 2700K  
 SPI LW2 52 structure white  
 SPI LN2 52 structure black  
 CCT 3000K  
 SPI LWW 52 structure white  
 SPI LNN 52 structure black



**WALL/CEILING LED**

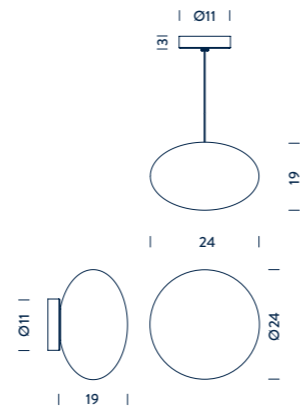
Linear LED | orientable, diffused | 20W |  
 740lm (luminous output) | typ cri 85 | 110/240V  
*note* orientable 360°

- CCT 2700K  
 SPI LW2 31 structure white  
 SPI LN2 31 structure black  
 CCT 3000K  
 SPI LWW 31 structure white  
 SPI LNN 31 structure black



# MAGA

*Nemo Studio*



Pendant and wall/ceiling lamp with diffuser in opal blown glass. Spring transparent plastic fixing for the pendant version or chromed wall fixing for the wall version.

Lampade a sospensione e parete/soffitto con diffusore in vetro soffiato opalino. Attacco plastico trasparente a molla per la versione a sospensione, attacco cromato per la versione a parete.

Suspension et applique/plafonnier avec diffuseur en verre soufflé opalin et système de fixation plastique transparent pour la suspension, système avec support chromé pour l'applique.

Pendel-, Wand- und Deckenleuchte aus geblasenem Opalglas. Transparente Federhalterung für die Pendelversion, verchromte Wandhalterung für die Wandversion.

LED/HALO/FLUO

E14 | diffused | 46W | 230V  
note cable length max 1,5m

*Pendant*

● MGA EWW 52 *structure white/chrome*

*Wall/Ceiling*

● MGA EWW 32 *structure white/chrome*



# ALYA

*Gabriele Rosa*

Light pendant LED lamp with diffused lighting, with 70% uplight and 30% downlight output. Arms in extruded aluminum, central structure in die-casted aluminum. Diffuser in opaline methacrylate. Available in matt white or black finish. Dimmable also with remote control.

Leggera sospensione per una luce diffusa e potente con emissione uplight per il 70% e downlight per il 30%. I bracci sono in estruso di alluminio mentre la struttura centrale è in alluminio pressofuso, dotata di diffusori in metacrilato opalino. Disponibile nelle finiture opache bianco o nero e nella versione con dimmerazione a distanza con telecomando.

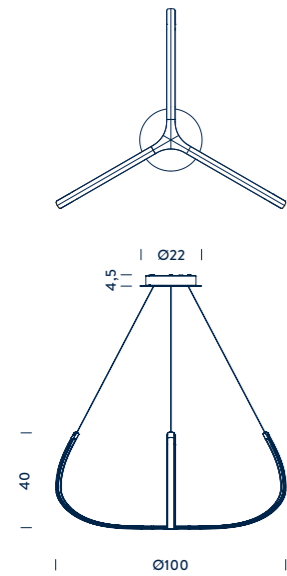
Légère suspension LED à éclairage diffus, avec 70% émission uplight et 30% émission downlight. Bras en aluminium extrudé et corps central en aluminium moulé, diffuseur en méthacrylate opale. Disponible en blanc ou noir mat. Version dimmable avec télécommande.

Leichte LED-Pendelleuchte für 70 % Up-Light und 30 % Down-Light, Arme aus fließgepresstem Aluminium, mittlerer Leuchtenkörper aus Aluminiumdruckguß, Diffusor aus opalweißem Methacrylat. Erhältlich in matt weiß oder matt schwarz. Lieferbar auch mit Fernbedienung.



*“Three slender luminous arms recall a gesture, or a drawing in the air, rather than a material object. Alya’s fluid shapes are the result of a natural bend in the aluminium that houses the LED”.*

Gabriele Rosa



PENDANT LED

Linear LED | uplight, diffused | 35W | typ cri 83 |  
CCT 3000K | 2130lm (luminous output) |  
dimnable | 110/240V  
note cable length max 2,5m

DALI PUSH 220V

- ALY LWW 53 structure white
- ALY LNN 53 structure black

REMOTE 1-10V

- ALY LWW 52 structure white
- ALY LNN 52 structure black



*Alya white*  
Vincenzo De Cotiis architect  
Private residence

# LINESCAPES


*Nemo Studio*




*Linescapes pendant horizontal*



*Linescapes pendant horizontal*  
at Nelly Rodi, Arch. Studio NOCC, ph. Yannic  
Labrousse



*Linescapes pendant horizontal*  
Vogue offices, Milan,  
event: Life in Vogue#2




Family of floor, ceiling and wall lamps, lamps with a highly efficient, versatile linear luminous output. Structure in extruded aluminum and opal white polycarbonate diffuser. Horizontal cantilever wall version supplied with kit for connection with remote driver. White or black finishing with elements in grey painted on the floor and wall versions.

Famiglia di lampade da terra, parete e soffitto, versatili ad alto rendimento luminoso su sviluppo lineare. Struttura in estruso di alluminio e diffusore in policarbonato bianco opaco. La versione ad incasso a parete a sbalzo viene fornita con kit per collegamento con alimentatore da installare in remoto. Finitura bianca o nera con dettagli verniciati grigi per le versioni terra e parete.

Famille de lampadaire, applique et plafonnier polyvalents à très haut rendement lumineux avec développement linéaire. Structure en aluminium extrudé, diffuseur en polycarbonate blanc mat. La version encastrable en applique est fournie avec un kit de connexion et alimentation (convertisseur à déporter). Finitions en blanc ou noir avec parties des éléments peintes en gris pour les versions lampadaire et applique.

Familie aus Steh-, Wand- und Deckenleuchten mit hoher Lichtausbeute in verschiedenen Längen. Struktur aus stranggepresstem Aluminium, Diffusor aus mattem weißem Polykarbonat. Die freitragende Wandeinbauversion wird mit einem Kit für den Anschluss an den separaten Driver geliefert. Ausführung in weiß oder schwarz mit grau lackierten Details bei den Steh- und Wandvarianten.

*Linescapes floor white  
at Fondation Le Corbusier, Paris*



*Linescapes floor black  
Vogue offices, Milan,  
event:Life in Vogue#2*



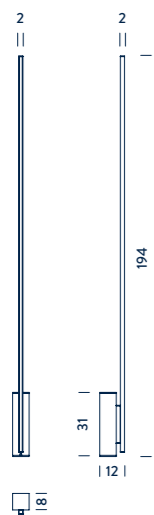
*Linescapes pendant vertical*  
*Works of art by Giulia Birindelli*



*Linescapes cantilevered*  
*at Work Agency Headquarter, Milan*  
*Arch. P2A Design, ph. Andrea Fongo*







FLOOR LED

Linear LED | diffused | 38W | 2050lm (luminous output) | typ cri 80 | dimmable | 110/240V  
*note* dimmer on cable, cable length 2,5m

CCT 2700K

- LIN LW2 21 structure white/grey
- LIN LN2 21 structure black/grey

CCT 3000K

- LIN LWD 21 structure white/grey
- LIN LND 21 structure black/grey



WALL CANTILEVERED LED

Linear LED | diffused orientable | 12W | 475lm (luminous output) | typ cri 80 | 24V DC  
*note* driver not included, recessing box included, wall board for installation included, side emission, orientable 340°, recessed hole 13x11x cm depth 9cm  
 CCT 2700K

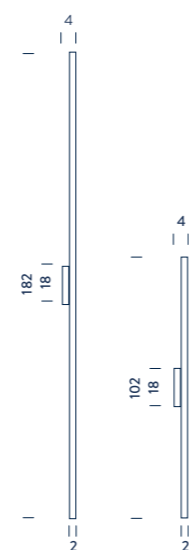
- LIN LW2 34 structure white
- CCT 3000K
- LIN LWW 34 structure white



ACCESSORIES

DRIVER FOR RECESSED MOUNTING

110-240V/24V DC  
 LIN ALI 33



WALL 102 LED

Linear LED | diffused side emission | 19W | 1125lm (luminous output) | typ cri 80 | 24V DC  
*note* driver not included

CCT 2700K

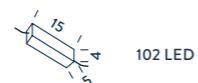
- LIN LW2 31 structure white/grey
- CCT 3000K
- LIN LWD 31 structure white/grey

WALL 182 LED

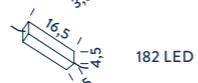
Linear LED | diffused side emission | 33W | 1765lm (luminous output) | typ cri 80 | 24V DC  
*note* driver not included

CCT 2700K

- LIN LW2 32 structure white/grey
- CCT 3000K
- LIN LWD 32 structure white/grey



102 LED



182 LED

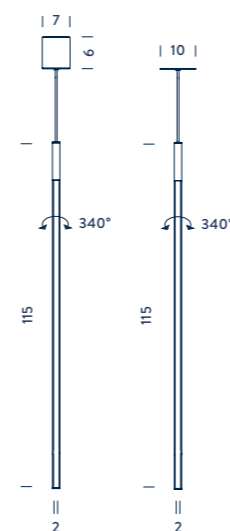
ACCESSORIES

DRIVER FOR 102 WALL

driver 25W | 110-240V/24V DC | dimmable 1-10V  
 LIN ALI 32

DRIVER FOR 182 WALL

driver 60W | 110-240V/24V DC | dimmable 1-10V  
 LIN ALI 31



PENDANT VERTICAL LED

Linear LED | diffused orientable | 12W | 475lm (luminous output) | typ cri 80 | 110/240V  
*note* side emission, cable length 3m, orientable 340°

CCT 2700K

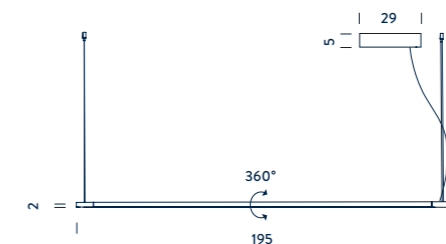
- LIN LW2 59 structure white
- CCT 3000K
- LIN LWW 59 structure white

PENDANT VERTICAL RECESSED LED

Linear LED | diffused orientable | 19W | 1125lm (luminous output) | typ cri 80 | dimmable 1-10V | 110/240V  
*note* recessed hole Ø8xHmin 4cm, side emission, cable length 3m, orientable 340°, DALI version on request

CCT 2700K

- LIN LW2 5A structure white
- CCT 3000K
- LIN LWW 5A structure white

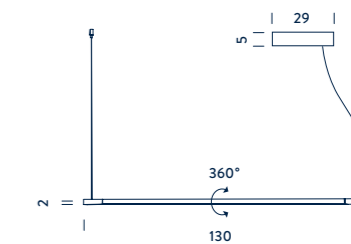


PENDANT HORIZ. L200 LED

Linear LED | diffused orientable 360° | 33W | 1765lm (luminous output) | typ cri 80 | dimmable 1-10V | 110/240V  
*note* orientable 360°, metal cable length 3m, electric cable length 5m, DALI version on request

CCT 2700K

- LIN LW2 5E structure white
- LIN LN2 5E structure black
- CCT 3000K
- LIN LWW 5E structure white
- LIN LNN 5E structure black



PENDANT HORIZ. L130 LED

Linear LED | diffused orientable 360° | 19W | 1125lm (luminous output) | typ cri 80 | dimmable 1-10V | 110/240V  
*note* orientable 360°, metal cable length 3m, electric cable length 5m, DALI version on request

CCT 2700K

- LIN LW2 5D structure white
- LIN LN2 5D structure black
- CCT 3000K
- LIN LWW 5D structure white
- LIN LNN 5D structure black

# LOGO

*Mario Barbaglia, Marco Colombo 1991*

Floor, wall and ceiling LED and halogen lamps with adjustable head, in aluminum and printed ABS. In the LED version the perforated reflector is painted in black. Available in black. Dimmable, except for the wall and ceiling LED versions.

Famiglia di lampade da terra, parete e soffitto a LED e alogene con sorgente luminosa orientabile, in alluminio ed ABS stampato. Nella versione LED il riflettore in alluminio forato è verniciato nero. Disponibile nel colore nero. Dimmerabile, ad eccezione delle versioni parete e soffitto LED.

Lampadaire, applique/plafonnier. Source LED ou halogène, lumière diffuse orientable, structure en aluminium et ABS moulé. Dans la version LED le réflecteur en aluminium perforé est peint en noir. Disponible en noir. Dimmables, sauf pour les versions applique et plafond LED.

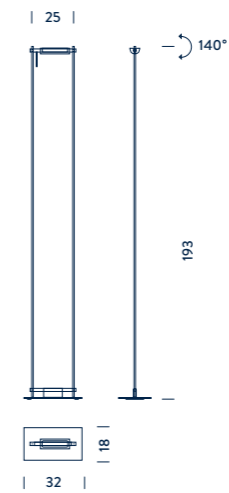
Leuchtenfamilie bestehend aus Steh-, Wand- und Deckenleuchten in LED oder Halogen mit verstellbarem Kopf in Aluminium und Polymer. Der Reflektor der LED-Version ist aus schwarz lackiertem gelöchertem Aluminium. Lieferbar in schwarz. Verstellbare diffuse Lichtstreuung. Stehleuchten und die Halogen-Wandleuchte dimmbar.

*Logo floor*





Logo wall/ceiling



**FLOOR LED**

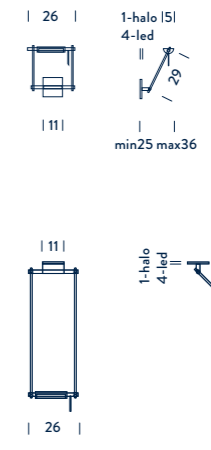
LED board | orientable 140° | 16W | CCT 2700K | 1380lm (luminous output) | typ cri 85 | dimmable | 230V  
*note dimmer on cable, cable length 3m*

●● LOG LNN 21 *structure black/black*

**FLOOR HALO**

R7s (114mm) | orientable 140° | 250W | dimmable | 230V  
*note dimmer on cable, cable length 2,3m*

●● LOG KNN 25 *structure black/black*



**WALL/CEILING LED**

LED board | orientable 140° | 17W | CCT 2700K | 1380lm (luminous output) | typ cri 85 | 110/230V

●● LOG LNN 31 *structure black/black*

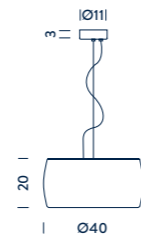
**WALL/CEILING HALO**

R7s (114mm) | orientable 140° | 250W | dimmable | 230V

●● LOG KNN 31 *structure black*

# SIRIUS

Carlo Colombo



Pendant lamp with widespread light. Diffuser in opal white triplex blown glass. Structure in shiny polished die-casted aluminum. Dimmable. NEMO G9 Kit LED on request.

Lampada a sospensione a luce diffusa. Diffusore in vetro soffiato triplex bianco opale, struttura centrale in alluminio pressofuso spazzolato lucido. Dimmerabile.

Lampe à suspension à lumière diffuse. Diffuseur en verre soufflé triplex blanc opalin. Structure centrale en aluminium moulé brossé. Dimmable.

Pendelleuchte mit diffuser Lichtausstrahlung. Diffusor aus geblasenem opalweißem Triplexglas, zentrale Struktur aus glänzend poliertem Aluminium. Dimmbar. Wir empfehlen das NEMO G9-Set LED.

## PENDANT HALO/LED

Halopin G9 QT-14 | diffused | 6x40W |  
dimnable | 230V

*note* metal cable length 3m, LED version with kit  
G9 LED NEMO (p. 151)

● SIR HLW 51 *structure* nickel



# VESSEL

*Jonathan Maltz*

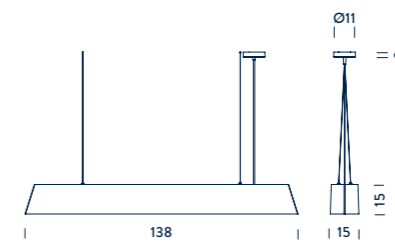


Vessel is a diffused double emission suspension lamp. An extremely original and sophisticated shape originated by the boat's hull volume. Manufactured using a bending technology developed by NEMO. Aluminum matt white liquid painted and opal polycarbonate diffusers. LED version. Dimmable.

Lampada a sospensione LED a doppia emissione. Una forma sofisticata con un volume che prende spunto dalle chiglie delle imbarcazioni. Realizzata con una tecnologia di piegatura e bombatura sviluppata da NEMO, in alluminio bianco verniciato a liquido, con diffusori in policarbonato opalino. Disponibile in versione LED dimmerabile.

Suspension à double émission diffuse. Forme sophistiquée inspirée par les coques des bateaux. Réalisée avec une technologie de cintrage développée par NEMO. Aluminium peint en blanc mat, diffuseurs en polycarbonate opalin. Disponible en version LED, dimmable.

Pendelleuchte mit doppelter diffuser Lichtausstrahlung. Die anspruchsvolle Form erinnert an den Rumpf eines Schiffes. Hergestellt aus weiß flüssiglackiertem Aluminium mit einer von NEMO entwickelten Biege- und Wölbetechnik, Diffusoren aus opalem Polycarbonat, lieferbar in LED, dimmbar.



## PENDANT LED

Linear LED | up and downlight | 16+32W |  
1150+2300 (luminous output) | CCT 3000K | typ  
cri 80 | mono switch, dimmable DALI/push | 230V  
note cable length 2,5m

○ VES LWW 51 *structure white*

# ANGOLO

*Gabi Peretto*



Wall lighting fixture developed to install the lamp in corners to obtain an indirect, diffuse lighting effect on the adjacent walls. Two versions available: 100 and 200cm with linear dimmable LED. The 200cm version is supplied with a cable and dimmer. Lamp structure in extruded aluminum, matt white liquid painted.

Lampada in alluminio verniciato sviluppata per utilizzo ad angolo che consente di creare un effetto di luce indiretta e diffusa sulle pareti attigue. Proposta in due lunghezze: 100 e 200cm con LED lineare dimmerabile. La versione Angolo da 200cm è provvista di cavo e di dimmer a pedale. La struttura della lampada è in alluminio verniciato a liquido nel colore bianco opaco.

Lampe conçue pour installation d'angle, pour une lumière indirecte et diffuse sur les murs adjacents. Disponible en longueur 100 et 200cm, avec LED linéaire dimmable. La version en longueur 200cm est équipée de câble et dimmer à pied. Corps en aluminium verni en blanc texture.

Angolo ist für die Montage in Eckpositionen zweier Wände gedacht, indirekten und diffusen Lichteffect an beiden Wänden. Lieferbar in den Längen 100 und 200 cm, LED linear dimmbar. Struktur aus Aluminium, matt weiß flüssiglackiert.

WALL/CEILING ANGOLO LED

Linear LED | indirect | 48W | 5320lm (luminous output) | typ cri 80 | CCT 3000K | dimmable push, DALI | 230V

note corner mounting kit included, external cable plug removable for direct installation to the line

○ ANG LWW 33 structure white

WALL/CEILING MEZZO ANGOLO LED

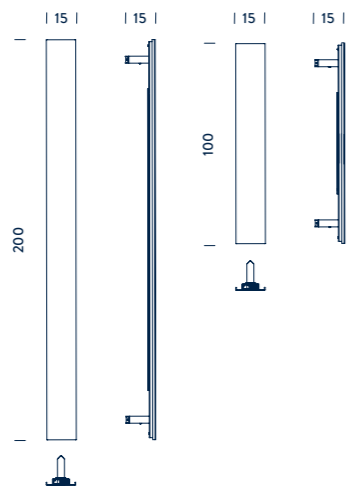
Linear LED | indirect | 42W | 2980lm (luminous output) | typ cri 80 | CCT 3000K | dimmable push, DALI | 230V

note corner mounting kit included

○ ANG LWW 31 structure white

ACCESSORY FOR BOTH MODELS


wall mounting kit ○ ANG ATT 31



Corner stand kit (included in both models)



Wall mounting kit



Mezzo Angolo, corner mounting

# PRISMA

*Marco Pollice*

LED floor/table lamp for a diffused indirect light. Powder-coated matt white extruded aluminum. Opal white polycarbonate diffuser. Built-in dimmable power supply. Push dimmer on the cable.

Lampada LED terra/tavolo per illuminazione indiretta e diffusa, realizzata in estruso di alluminio verniciato bianco a polvere. Diffusore in policarbonato bianco opaco. Alimentazione dimmerabile integrata. Push dimmer sul cavo.

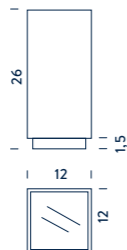
Lampadaire/lampe de table à LED pour l'éclairage indirect et diffus, réalisé en aluminium extrudé verni époxy blanc. Diffuseur en polycarbonate blanc opale. Alimentation dimmable intégrée. Dimmer sur le câble.

LED Steh- und Tischleuchte für eine indirekte diffuse Beleuchtung. Hergestellt aus extrudiertem Aluminium weiß pulverlackiert. Diffusor aus opalweißem Polykarbonat. Dimmbares Betriebsgerät integriert. Push-Dimmer am Netzteil.

## FLOOR LED

LED board | diffused uplight | 16W | 885lm  
(luminous output) | typ cri 80 | CCT 3000K |  
dimmable | 110/230V  
note dimmer on cable, cable length 2,5m

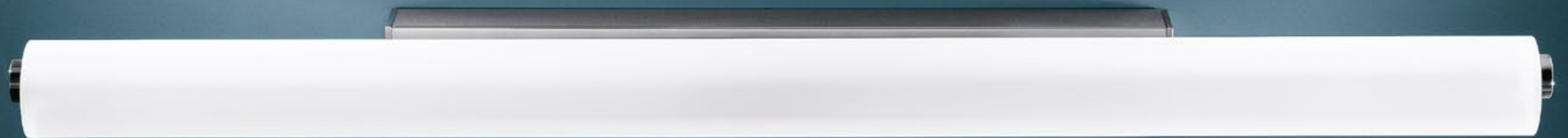
○ PRI LW21 *structure white*





# NORMA

*Mario Barbaglia, Steve Blackman*



LED and halogen wall lamps with widespread light. Tube diffuser in sandblasted Pyrex or in opal metacrylate (LED), mounted on a glossy polished aluminum structure.

Famiglia di lampade da parete, LED e alogene, a luce diffusa, caratterizzate da un tubo diffusore in Pyrex sabbato o in metacrilato opalino (LED) montato su una struttura in alluminio spazzolato lucido.

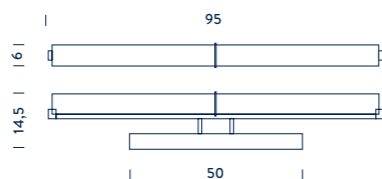
Famille d'appliques à LED ou halogène, avec lumière diffuse. Diffuseur en verre Pyrex ou en méthacrylate opalin (LED), structure en aluminium poli brillant.

Familie von Wandleuchten mit Halogen- und LED-Bestückung. Diffuses Licht durch den satinierten rohrförmigen Diffusor aus Pyrex-Glas oder opalweißem Polycarbonat (LED), Struktur aus poliertem Aluminium.



#### 95 WALL LED

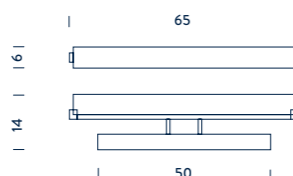
LED board | diffused | 35W | 3300lm (luminous output) | typ cri 83 | CCT 3000K | dimmable, DALI/ push | 230V | IP40 (luminous output)  
*note horizontal and vertical mounting*



● NOR LLW 33 *structure chrome/ PMMA*

#### 65 WALL LED

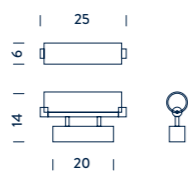
LED board | diffused | 20W | 2200lm (luminous output) | typ cri 83 | CCT 3000K | dimmable, DALI/ push | 230V | IP40  
*note horizontal and vertical mounting*



● NOR LLW 32 *structure chrome/ PMMA*

#### 25 WALL LED

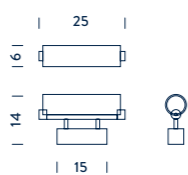
LED board | diffused | 16W | CCT 3000K | 1800lm (luminous output) | typ cri 83 | 110/230V | IP40  
*note horizontal and vertical mounting*



● NOR LLW 35 *structure chrome/ PMMA*

#### 25 WALL HALO

R7s (114mm) | diffused | 250W | dimmable | 230V | IP40  
*note horizontal mounting only*

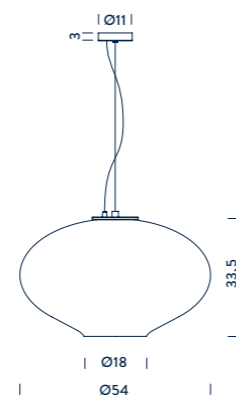


● NOR HLW 31 *structure chrome/ Pyrex*



# ANITA

*Mario Barbaglia*



Large pendant lamp in triplex blown glass, opal white, with widespread light. Particulars in chromed metal.

Grande sospensione in vetro soffiato triplex bianco opale, per una luce diffusa. Dettagli metallici cromati.

Suspension en verre soufflé opalin triplex, pour une lumière diffuse. Parties métalliques chromées.

Große Pendelleuchte aus geblasenem Triplex-Opalglas. Direkte diffuse Lichtstreuung. Metallteile verchromt.

---

## PENDANT FLUO/LED/HALO

E27 A60/QT-32 | diffused | 150/250W |  
dimnable according to bulb | 230V  
*note cable length max 2,5m*

● ANI EHW 51 *structure chrome*

---



# JESOLO

*Nemo Studio*

Wall and ceiling lamp, with opal blown glass diffuser. The glass twists and locks into place. Base in epoxy-coated white metal with chromed ring (Jesolo Twist/Plus), or in white polycarbonate (Jesolo C2). LED version available for diameter 30/37cm.

Lampada da parete e da soffitto, con diffusore in vetro soffiato opalino ed attacco a baionetta in metallo verniciato a polvere bianca con anello cromato (Jesolo Twist/Plus), oppure base in polycarbonato bianco (Jesolo C2). Disponibile versione LED per il diametro 30/37cm.

Applique ou plafonnier, avec diffuseur en verre soufflé opalin. Système de fixation du verre à baïonnette. Base en métal peint blanc avec anneau chromé (Jesolo Twist/Plus) ou base en polycarbonate blanc (Jesolo C2). Version LED disponible pour Ø 30/37cm.

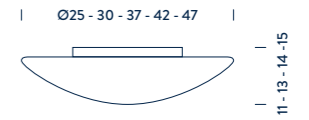
Wand- und Deckenleuchte mit Diffusor aus geblasenem opalweißem Glas. Basis mit Bajonettfassung aus weiß pulverlackiertem Metall mit verchromtem Ring (Jesolo Twist/plus), oder mit Basis aus weißem Polycarbonat (Jesolo C2). LED-Version für die Durchmesser 30/37cm lieferbar.



*Jesolo at studio-apartment Le Corbusier  
rue Nungesser et Coli, Paris  
© FLC-ADAGP, ph. Antoine Mercusot*



Architect Jurate Raguckiene  
Private residence in Kaunas Lithuania



WALL/CEILING  
TWIST LED/HALO/FLUO Ø25

E27 A60 | diffused | 60/11W | dimmable  
according to bulb | 230V

○ JET EHW 42 *structure white*

WALL/CEILING  
TWIST LED/HALO/FLUO Ø30

E27 A60 | diffused | 100/15W | dimmable  
according to bulb | 230V

○ JET EHW 43 *structure white*

WALL/CEILING  
C2 LED/HALO/FLUO Ø30

E27 A60 | diffused | 100W | dimmable  
according to bulb | 230V

○ JE2 EWW 42 *structure white*

WALL/CEILING  
TWIST LED/HALO/FLUO Ø37

E27 A60 | diffused | 2x60/20W | dimmable  
according to bulb | 230V

○ JET EHW 44 *structure white*

WALL/CEILING  
C2 LED/HALO/FLUO Ø37

E27 A60 | diffused | 2x60W | dimmable  
according to bulb | 230V

○ JE2 EWW 43 *structure white*

WALL/CEILING  
TWIST LED/HALO/FLUO Ø42

E27 A60 | diffused | 2x60/20W | dimmable  
according to bulb | 230V

○ JET EHW 45 *structure white*

WALL/CEILING  
LED Ø30

LED board | diffused | 8W | 800lm (luminous output)  
| typ cri 92 | CCT 2700K | 100/230V

○ JET LHW 43 *structure white*

WALL/CEILING  
C2 LED/HALO/FLUO Ø42

E27 A60 | diffused | 2x60W | dimmable  
according to bulb | 230V

○ JE2 EWW 44 *structure white*

WALL/CEILING  
TWIST FLUO/HALO Ø47

E27 A60 | diffused | 2x75/20W | dimmable  
according to bulb | 230V

○ JET EHW 47 *structure white*

WALL/CEILING  
LED Ø37

LED board | diffused | 14W | 1400lm (luminous  
output) | typ cri 92 | CCT 2700K | 100/230V

○ JET LHW 44 *structure white*

WALL/CEILING  
C2 LED/HALO/FLUO Ø47

E27 A60 | diffused | 2x75W | dimmable  
according to bulb | 230V

○ JE2 EWW 45 *structure white*

WALL/CEILING  
TWIST FLUO/HALO Ø47

E27 A60 | diffused | 3x60/20W | dimmable  
according to bulb | 230V

○ JET EHW 48 *structure white*

# LUNA

*Nemo Studio*

Wall and ceiling lamp with widespread light. Transparent blown glass with opal inner part. Wall support in white aluminum.

Lampada da parete e soffitto a luce diffusa, in vetro soffiato trasparente con interno opale. Supporto a parete in alluminio bianco.

Applique/plafonnier à émission de lumière diffuse, en verre soufflé transparent intérieur opalin. Support mural en métal blanc.

Wand- und Deckenleuchte aus mundgeblasenem transparentem Glas mit internem Opalglas mit diffuser Ausstrahlung. Wandbefestigung aus weiß lackiertem Aluminium.

WALL/CEILING  
Ø32 LED

LED board | diffused | 8W | 800lm (luminous output)  
| typ cri 92 | CCT 2700K | 100/240V

● LLN LDW 31 *structure white*

WALL/CEILING  
Ø32 LED/HALO/FLUO

E27 A60 | diffused | 100W | dimmable TRIAC |  
230V

● LLN EDW 31 *structure white*

WALL/CEILING  
Ø40 LED/HALO/FLUO

E27 A60 | diffused | 2x75W | dimmable TRIAC |  
230V

● LLN EDW 32 *structure white*

WALL/CEILING  
Ø50 LED/HALO/FLUO

E27 A60 | diffused | 2x75W | dimmable TRIAC |  
230V

● LLN EDW 33 *structure white*



# ASIA

*Nemo Studio*



Wall and ceiling lamp, with diffuser in opal blown glass and base in white epoxy-coated metal.

Lampada da parete e da soffitto, con diffusore in vetro soffiato opalino e base in metallo verniciato a polvere bianca.

Applique et plafonnier, avec diffuseur en verre soufflé opalin et base en métal verni époxy blanc.

Wand- und Deckenleuchte aus geblasenem satiniertem Triplex-Opalglas. Basis aus weiß pulverlackiertem Metall.

WALL/CEILING Ø30  
E27 FLUO/HALO

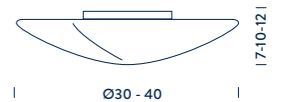
E27 A60 | diffused | 100W | dimmable  
according to bulb | 230V

○ ASI EWW 41 *structure white*

WALL/CEILING Ø40  
E27 LED/HALO/FLUO

E27 A60 | diffused | 2x75W | dimmable  
according to bulb | 230V

○ ASI EWW 42 *structure white*



# ILIUM

*Foster + Partners*

Pendant lamps with a diffused and dimmable light output. Halogen and LED sources, according to versions. Structure with inner diffuser in opal polymeric (pendant LED version excluded) and outer diffuser in transparent barrel glass.

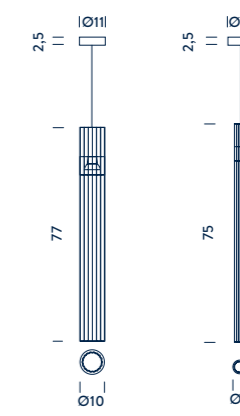
Lampade a sospensione con sorgente alogena e LED, per una luce diffusa e dimmerabile a seconda delle versioni. La struttura è composta da un diffusore interno polimerico opalino (tranne nella versione pendant LED) e da un diffusore esterno in vetro trasparente cannettato.

Suspension halogène ou LED, pour une lumière diffuse et dimmable selon le modèle. Diffuseur interne polymère opalin (à l'exception du modèle LED suspension) et diffuseur externe en verre transparent cannelé.

Pendelleuchten in den Versionen Halogen und LED mit einer diffusen und je nach Ausführung dimmbaren Lichtausstrahlung. Die Struktur besteht aus einem opalen Innendiffusor aus Polymer (außer der LED-Pendelleuchte) und einem transparenten Außendiffusor aus geripptem Glas.







---

**PENDANT E27 LED/HALO/FLUO**

E27 halo par20 bulb suggested | downlight, flood |  
50W | dimmable, according to the bulb | 230V  
*note cable length 3m*

*77cm*

● ILI HHC 51 *structure chrome*

---

**PENDANT LED**

LED board | downlight | 6W | CCT 3000K |  
lm 345 (luminous output) | typ cri 85 | 110/230V  
*note cable length 3m*

*75cm*

● ILI LHC 51 *structure chrome*

---

# QUADRA

*Nemo Studio*

Wall and ceiling lamp, with diffuser in opal blown glass and base in white epoxy-coated metal.

Lampada da parete e da soffitto, con diffusore in vetro soffiato opalino e base in metallo verniciato a polvere bianca.

Applique/plafonnier, avec diffuseur en verre soufflé opalin et base en métal verni époxy blanc.

Wand- und Deckenleuchte mit Diffusor aus geblasenem Opalglas mit Metallbasis weiß pulverlackiert.

WALL/CEILING E27 FLUO/HALO  
20X20

E27 A60 | diffused | 75W | dimmable  
according to bulb | 230V

○ QUA EWW 41 *structure white*

WALL/CEILING E27 FLUO/HALO  
25X25

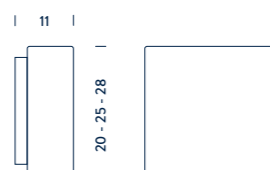
E27 A60 | diffused | 100W | dimmable  
according to bulb | 230V

○ QUA EWW 42 *structure white*

WALL/CEILING E27 FLUO/HALO  
28X28

E27 A60 | diffused | 2x60W | dimmable  
according to bulb | 230V

○ QUA EWW 43 *structure white*



# LIDO

*Nemo Studio*

Wall and ceiling lamp, with diffuser in opal blown glass and base in white epoxy-coated metal.

Lampada da parete e da soffitto, con diffusore in vetro soffiato opalino e base in metallo verniciato a polvere bianca.

Applique et plafonnier, avec diffuseur en verre soufflé opalin et base en métal verni époxy blanc.

Wand- und Deckenleuchte mit mundgeblasenem opalen Glas und Basis aus weiß pulverlackiertem Aluminium.

WALL/CEILING  
Ø25 E27 LED/HALO/FLUO

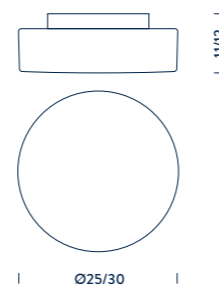
E27 A60 | diffused | 75W | dimmable,  
according to bulb | 230V

○ LID EWW 41 *structure white*

WALL/CEILING  
Ø30 E27 LED/HALO/FLUO

E27 A60 | diffused | 100W | dimmable,  
according to bulb | 230V

○ LID EWW 42 *structure white*



# QUARTO

*Nemo Studio*

Wall lamp with diffuser in opal blown glass and base in white epoxy-coated metal.

Lampada da parete con diffusore in vetro soffiato opalino e base in metallo verniciato a polvere bianca.

Applique avec diffuseur en verre soufflé opalin et base en métal verni époxy blanc.

Wandleuchte mit Diffusor aus geblasenem Opalglas mit Metallbasis weiß pulverlackiert.



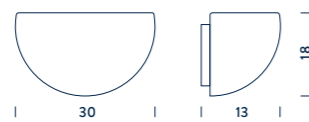
---


WALL  
E27 LED/HALO/FLUO

E27 A60 | diffused | 60W |  
dimnable, according to bulb | 230V | IP 40

○ QUT EWW 31 *structure white*

---





INDEX



P. 256

ALBINI COLLECTION  
*F. Albinì, F. Helg,  
A. Piva, M. Albinì*



P. 128

ARA  
*I. Marelli*



P. 194

BORNE BÉTON  
FAMILY  
*Le Corbusier*



P. 176

CLARITAS  
*V. Magistretti  
M. Tedeschi*



P. 136

CROWN  
FAMILY  
*Jehs+Laub*



P. 54

ELLISSE  
FAMILY  
*F. Palazzari*



P. 256

ALBINI COLLECTION  
*F. Albinì, F. Helg,  
A. Piva, M. Albinì*



P. 08

BIRD  
*B. Osann*



P. 194

BORNE BÉTON  
FAMILY  
*Le Corbusier*



P. 158

DOVE  
*M. Barbaglia,  
M. Colombo*



P. 170

KUTA  
FAMILY  
*V. Magistretti*



P. 114

MINI MAIS PLUS QUE  
CELA JE NE PEUX PAS  
*R. Ricciotti*



P. 184

ESCARGOT  
*Le Corbusier*



P. 90

IN THE WIND  
FAMILY  
*A. Miyake*



P. 306

LINESCAPES  
FAMILY  
*Nemo Studio*



P. 318

LOGO  
*M. Barbaglia  
M. Colombo*



P. 114

MAIS PLUS QUE CELA  
JE NE PEUX PAS  
*R. Ricciotti*



P. 12

NEO  
*B. Osann*



P. 160

MR. LIGHT  
*J. Mariscal*



P. 16

ON LINES  
*J. Nouvel*



P. 122

PANAMA  
FAMILY  
*Euga Design*



P. 244

PIVOTANTE  
À POSER  
*Ch. Perriand*



P. 206

PROJECTEUR  
FAMILY  
*Le Corbusier*



P. 80

UNTITLED  
FAMILY  
*B. Osann*



P. 22

NEWTON  
*A. Branzi*



P. 200

PARLIAMENT  
*Le Corbusier*



P. 330

PRISMA  
*M. Pollice*



P. 206

PROJECTEUR  
FAMILY  
*Le Corbusier*



P. 292

SPIGOLO  
FAMILY  
*Studiocharlie*



P. 36

TRU  
FAMILY  
*R. Paoli*



P. 80

UNTITLED  
FAMILY  
*B. Osann*



P. 248

APPLIQUE À VOLET  
PIVOTANT FAMILY  
*Ch. Perriand*



P. 234

APPLIQUE  
CYLINDRIQUE FAMILY  
*Ch. Perriand*



P. 226

APPLIQUE  
DE MARSEILLE  
*Le Corbusier*



P. 128

ARA  
FAMILY  
*I. Marelli*



P. 136

CROWN  
FAMILY  
*Jehs+Laub*



P. 54

ELLISSE  
FAMILY  
*F. Palazzari*



P. 326

ANGOLO  
FAMILY  
*G. Peretto*



P. 344

ASIA  
*Nemo Studio*



P. 152

CANNA NUDA  
FAMILY  
*P. Castiglioni  
R. Menghi*



P. 338

JESOLO  
*Nemo Studio*



P. 352

LIDO  
*Nemo Studio*



P. 268

LINESCAPES  
SYSTEM  
*Nemo Studio*



P. 50

FIX  
*Nemo Studio*



P. 98

FLACA  
*R. Paoli*



P. 170

KUTA  
FAMILY  
*V. Magistretti*



P. 220

LAMPE DE MARSEILLE  
FAMILY  
*Le Corbusier*



P. 188

LA ROCHE  
*Le Corbusier*



P. 306

LINESCAPES  
FAMILY  
*Nemo Studio*



P. 318

LOGO  
FAMILY  
*M. Barbaglia,  
M. Colombo*



P. 342

LUNA  
*F. De Majo*



P. 300

MAGA  
*Nemo Studio*



P. 72

NUVOLA  
FAMILY  
*M. Bellini*



P. 206

PROJECTEUR  
FAMILY  
*Le Corbusier*



P. 350

QUADRA  
*Nemo Studio*



P. 332

NORMA  
*M. Barbaglia,  
S. Blackman*



P. 110

OLYMPIA  
FAMILY  
*D. e M. Fuksas*



P. 238

POTENCE PIVOTANTE  
FAMILY  
*Ch. Perriand*



P. 354

QUARTO  
*Nemo Studio*



P. 100

TUBES  
*C. Kalpakian*



P. 100

TUBES  
LARGE  
*C. Kalpakian*



P. 264

SAORI  
*K. Takahama*



P. 292

SPIGOLO  
FAMILY  
*Studiocharlie*



P. 80

UNTITLED  
FAMILY  
*B. Osann*



P. 280

VIIVA  
FAMILY  
*Angeletti Ruzza Design*



P. 64

WALL SHADOWS  
FAMILY  
*C. Kalpakian*



P. 152

CANNA NUDA  
*P. Castiglioni &  
R. Menghi*



P. 100

TUBES  
FAMILY  
*C. Kalpakian*



P. 302  
ALYA  
*G. Rosa*



P. 256  
ALBINI  
COLLECTION  
*F. Albini, F. Helg,  
A. Piva, M. Albini*



P. 336  
ANITA  
*M. Barbaglia*



P. 288  
ASTEROIDE  
*Nemo Studio*



P. 152  
CANNA NUDA  
FAMILY  
*P. Castiglioni  
R. Menghi*



P. 136  
CROWN  
FAMILY  
*Jehs+Laub*



P. 194  
BORNE BÉTON  
FAMILY  
*Le Corbusier*



P. 114  
MAIS PLUS QUE  
CELA JE NE PEUX PAS  
*R. Ricciotti*



P. 206  
PROJECTEUR  
365 WALL/CEILING  
*Le Corbusier*



P. 284  
DABLIU  
*Nemo Studio*



P. 54  
ELLISSE FAMILY  
*F. Palazzari*



P. 346  
ILIUM  
*Foster + Partners*



P. 90  
IN THE WIND  
FAMILY  
*A. Miyake*



P. 28  
KEPLER  
FAMILY  
*A. Miyake*



P. 306  
LINESCAPES  
FAMILY  
*Nemo Studio*



P. 268  
LINESCAPES  
SYSTEM  
*Nemo Studio*



P. 300  
MAGA  
*Nemo Studio*



P. 72  
NUVOLA  
FAMILY  
*M. Bellini*




P. 110  
OLYMPIA  
FAMILY  
*D. e M. Fuksas*



P. 206  
PROJECTEUR  
FAMILY  
*Le Corbusier*



P. 322  
SIRIUS  
*C. Colombo*



P. 292  
SPIGOLO  
FAMILY  
*Studiocharlie*



P. 44  
TITIA  
*A. Miyake*



P. 36  
TRU  
*R. Paoli*



P. 100  
TUBES 3  
*C. Kalpakian*



P. 324  
VESSEL  
*J. Maltz*





# GENERAL INFORMATION

NEMO products are designed and manufactured in compliance with EN 60598-1 norms. Dimensions are indicated in centimetres. Luminaires are normally supplied without light sources, except when otherwise indicated. Products with anodized finishes could show different colour shades due to the industrial galvanic process. Shades have to be considered as aesthetic elements of the product. Polishing process is hand-made. Shades are therefore due to this manual process. Dimensions of products made with deformations of extrusions could be subject to changes of  $\pm 1$ cm. As blown glass is produced by traditional craft techniques, its thickness, colour and finish are subject to variations, a feature that makes each piece unique. NEMO reserves the right to make any technical or formal alterations to its products without giving prior notice, especially for LED sources. Information concerning luminous flux/power consumption are expressed in nominal values. Effective data are indicated in the technical sheets available on the website. WARRANTY Conditions are indicated in a tag attached to each luminaire. When a certain lamp is supplied with the bulb, the same shall be seen as a pure service to the customer. The cost of the bulb is not included in the price of the product and therefore NEMO shall not be held responsible for any replacement in case of malfunctioning of the bulb. In case of discrepancy between the information contained in the printed materials and the website, this latter shall prevail.

I prodotti NEMO sono costruiti secondo le norme EN 60598-1. Tutte le dimensioni sono espresse in centimetri. Le lampade sono generalmente fornite senza lampadina, salvo diverse indicazioni. Le istruzioni di montaggio e di manutenzione sono incluse negli imballi. Le indicazioni dei materiali, delle finiture e dei colori riguardano solo le principali parti visibili dei prodotti. I prodotti con finiture anodizzate possono mostrare differenti sfumature di colore che sono proprie del processo galvanico di finitura e sono da considerarsi come elementi estetici del prodotto. Il processo di spazzolatura per la lucidatura è realizzato a mano. Le sfumature sono pertanto proprie del processo manuale di lucidatura. Nei prodotti realizzati attraverso lavorazioni di deformazioni di estrusi, gli ingombri di massima possono subire variazioni in un range di  $\pm 1$  cm. I vetri soffiati, poiché sono prodotti

artigianali, possono avere spessori, colori e finiture variabili che ne costituiscono l'unicità. NEMO si riserva di apportare qualsiasi modifica tecnica o formale senza preavviso, soprattutto per quanto concerne le sorgenti LED. I dati relativi ai flussi luminosi, ai consumi ed alle potenze si riferiscono a valori nominali. I dati effettivi sono indicati nelle curve fotometriche e nelle schede disponibili sul sito. GARANZIA Le condizioni di garanzia sono precisate in un cartellino allegato ad ogni lampada. Alcune lampade vengono fornite con la sorgente che Nemo suggerisce per la miglior resa. Tale dotazione è da ritenersi esclusivamente come un servizio gratuito accessorio offerto al cliente. Il costo della sorgente non fa pertanto parte del prezzo della lampada. NEMO non sarà dunque responsabile di alcuna sostituzione o servizio post-vendita in caso di malfunzionamento. In caso di discrepanza delle informazioni tra documenti cartacei e sito web, prevalgono le informazioni del sito.

Les appareils d'éclairage NEMO sont construits selon les normes EN 60598-1. Toutes les dimensions sont en centimètres. Les appareils sont généralement sans ampoules, sauf indication contraire dans le tarif. Vous trouverez les instructions de montage et d'entretien dans les emballages. Les indications des matériaux, des finitions et des couleurs concernent seulement les principales parties visibles des appareils. Les produits avec des finitions anodisées peuvent montrer différentes nuances de couleur qui sont typiques du processus de finition galvanique et qui doivent être considérées comme des éléments typiquement esthétiques du produit. Le processus de brossage pour le polissage est fait main. Les différentes nuances de couleur sont donc typique du processus manuel de polissage. Dans les produits extrudés, les dimensions globales peuvent varier dans une plage de  $\pm 1$  cm. Les verres soufflés sont des produits artisanaux et en tant que tels ils sont caractérisés par des épaisseurs, des couleurs et des finitions variables. NEMO se réserve le droit de modifier ses produits sans préavis, en particulier en ce qui concerne les sources de LED. Les valeurs relatives aux flux lumineux, consommations et puissances correspondent aux valeurs nominales des sources. Les valeurs effectives sont indiquées dans les courbes photométriques et fiches techniques disponibles sur le site web. GARANTIE Les conditions de garantie sont

indiquées dans une notice jointe à chaque lampe. Certaines lampes sont fournies avec la source que NEMO recommande afin d'obtenir le meilleur rendu. Cette fourniture est à prendre en compte exclusivement comme un service gratuit d'accessoire offert au client. Le coût de la source ne fait pas partie du prix de la lampe. NEMO ne sera donc pas tenu responsable d'éventuelle substitution ou après-vente en cas de mauvais fonctionnement. En cas d'informations différentes entre les catalogues et le site web, font foi celles du site web.

Alle Leuchten von NEMO sind nach den Normen EN 60598-1 konstruiert. Alle Maßangaben sind in Zentimetern. Die Leuchten werden generell ohne Leuchtmittel geliefert falls nicht anders angegeben. Zu jeder Leuchte sind die empfohlenen Anwendungsmöglichkeiten aufgeführt, Montage- und Wartungsanleitungen sind jeder Leuchte beige packt. In diesem Katalog angegebene Materialien, Ausführungen und Farben beziehen sich ausschließlich auf die deutlich sichtbaren Teile der Leuchten. Produkte mit eloxierten Oberflächen können unterschiedliche Schattierungen der Farbe aufweisen, die typisch für den galvanischen Prozess sind. Sie sind daher als ästhetisches Element des Produkts zu berücksichtigen. Die polierten Versionen werden von Hand Hochglanz poliert. Durch diesen manuellen Verarbeitungsprozess können Nuancen entstehen. Die angegebenen Masse können leicht variieren, besonders bei Produkten, die Verformungsprozessen unterliegen. Bei den geblasenen Gläsern können durch die handwerkliche Fertigung Wandstärken, Farben und Oberflächen leicht variieren. NEMO behält sich das Recht vor, technische oder formale Änderungen, insbesondere bei der LED-Bestückung, ohne Vorankündigung durchzuführen. GARANTIE Die Garantiebedingungen sind auf dem Kärtchen, das an jeder Leuchte angebracht ist, aufgeführt. Wenn eine Leuchte mit Glühbirne geliefert wird, gilt dies als reiner Service für den Kunden. Die Kosten der Glühbirne sind nicht im Preis des Produktes enthalten und daher ist Nemo im Falle einer Fehlfunktion der Glühlampe nicht für deren Ersatz verantwortlich. Die Angaben, die Lichtstromwerte, den Verbrauch und die Leistung betreffend, gelten als nominale Werte. Die tatsächliche Werte sind in den fotometrischen Abbildungen und in den Anleitungen auf der Webseite einsehbar.

## ART DIRECTION

Valentina Folli

## GRAPHIC DESIGN

Studio Valentina Folli

## PHOTOS

Elisa Andreini

Andrea Basile

Alexander Böhle Photo Production

Santi Caleca

Cesare Chimenti

Cube Photo Production

Peggy Kirchenkamp

Francesco Merlini

Massimo Nadalini

Ocular Lab

Isabella Paleari

Nicola Zocchi

## HISTORICAL MATERIAL

Fondation Le Corbusier

Archives Charlotte Perriand

Fondazione Franco Albini

Fondazione Vico Magistretti

Kazuhide Takahama Archives

Gabriele Basilico archives

## SPECIAL THANKS

Agape, Alias, B&B Italia, Cappellini

Cassina, Danese, Lema, Minotti, Molteni&C,

Poliform, Rimadesio, Riva1920

## PRINT

Stamperia Scrl

*This document supersedes and updates all previous catalogues and publications in relation to the products listed here in.*

*Questa pubblicazione sostituisce ed aggiorna i precedenti cataloghi con riferimento ai prodotti elencati.*



*The updated list of UL and ETL marked products and relevant technical information are available on the website: NEMOLIGHTING.COM/USA/*

# NEMO

---

## NEMO HEAD OFFICE

Viale Brianza, 30,  
20823 Lentate s/S - ITALY  
Tel +39 0362 166 050 0  
info@nemolighting.com

## NEMO GALLERIA MILANO

Corso Monforte 19/A,  
20122 Milan  
Tel +39 02 970 703 40  
monforte@nemolighting.com

## NEMO STUDIO MILANO

Via Borgonuovo 19,  
20121 Milan  
studio@nemolighting.com

---

## NEMO FRANCE

Zac Paris Nord II 13,  
Rue de la Perdrix  
BP 52352 - 95942  
ROISSY CDG Cedex  
Tel +33 (0)1 486 300 77  
france@nemolighting.fr  
nemolighting.com/fra/

## NEMO GALERIE PARIS

19, Rue du Bac  
75007 Paris  
Tel +33 (0) 1 40 20 47 69  
ruedubac@nemolighting.fr

---

## NEMO USA

625 Jersey Avenue, Unit 7  
New Brunswick, NJ 08901  
Tel 800 734 5858  
usa@nemolighting.com  
nemolighting.com/usa/

---

NEMOLIGHTING.COM

*Andrea Branzi - Angeletti Ruzza Design*  
*Arihiro Miyake - Bernhard Osann*  
*Charles Kalpakian - Charlotte Perriand*  
*Doriana and Massimiliano Fuksas - Euga Design*  
*Franco Albini, Franca Helg, Antonio Piva, Marco Albini*  
*Foster + Partners - Gabi Peretto*  
*Gabriele Rosa - Ilaria Marelli - Javier Mariscal*  
*Jean Nouvel - Jehs+Laub - Jonathan Maltz*  
*Kazuhide Takahama - Le Corbusier*  
*Mario Barbaglia, Marco Colombo, Steve Blackman*  
*Mario Bellini - Piero Castiglioni, Roberto Menghi*  
*Roberto Paoli - Rudy Ricciotti - Studiocharlie*  
*Vico Magistretti, Mario Tedeschi*